

# BIMB-ARABESQUE GLOBAL SHARIAH-ESG AI TECHNOLOGY FUND

RM Class

## FUND MANAGER'S REVIEW

BIMB-Arabesque Global Shariah-ESG AI Technology Fund ("the Fund") returned 3.10% for the month for RM class. Compared to its benchmark of MSCI ACWI Information Technology Index which returned 0.73% in RM terms over the period, the Fund's performance was higher by 2.37%.

During the month, all industries performed positively with Semiconductors & Semiconductor Equipment, Software, and Communications Equipment being the main leaders for the Fund led by Advanced Micro Devices, Synopsys Inc., and Arista Networks Inc. for each industry, respectively. Country-wise, all countries effectively contributed positively to the fund's performance during the month.

As at end of the month, the Fund had invested its NAV in countries including United States, Japan, Europe, and South Africa. The Fund intends to invest up to a range of 95% to 98% of its NAV into equities in every rebalancing exercise to stay fully invested in the market.

## AWARDS & ACCOLADES

### ALPHA SOUTHEAST ASIA AWARDS

- BEST ISLAMIC ASSET & FUND MANAGER (MALAYSIA) 2018, 2019, 2020 & 2021
- BEST ASSET & FUND MANAGER (MALAYSIA) 2017
- BEST RISK-ADJUSTED RETURNS FOR ESG PRINCIPLE INVESTMENTS 2019, 2020, 2021 & 2022

### THE ASSET TRIPLE A ISLAMIC FINANCE AWARDS

- BEST FINTECH ROBO MOBILE APPLICATION 2021
- ESG ASSET MANAGER OF THE YEAR 2019 & 2020
- BEST ESG EQUITY FUND 2020 - BIMB ARABESQUE / GLOBAL DIVIDEND FUND
- BEST ESG SUKUK FUND 2020 - BIMB ESG SUKUK

### GLOBAL BUSINESS MAGAZINE AWARDS

- BEST SHARIAH-ESG INVESTMENT MANAGEMENT COMPANY 2022

### GLOBAL BUSINESS OUTLOOK FINANCE AWARDS

- BEST ISLAMIC ESG PRACTICES - MALAYSIA 2021
- BEST SHARIAH-ESG FUND MANAGER 2020
- MOST INNOVATIVE SHARIAH ESG SUKUK FUND - BIMB ESG SUKUK FUND (BSF) 2020

### MALAYSIA TECHNOLOGY EXCELLENCE AWARDS

- THE E-COMMERCE - FINANCIAL SERVICES AWARD 2020 & 2022

### I & M PROFESSIONAL INVESTMENT AWARDS

- BEST ISLAMIC FUND HOUSE IN ASEAN 2021

### INTERNATIONAL BUSINESS MAGAZINE AWARDS

- BEST SHARIAH-ESG FUND MANAGER MALAYSIA 2020
- BEST ISLAMIC FUND MANAGER MALAYSIA 2020

## INVESTMENT OBJECTIVE

The Fund aims to provide investment return to investors through investment in Shariah-compliant global equity with a focus on technology sector.

*Any material changes to the Fund's investment objective would require Unit Holders' approval.*

## FUND INFORMATION

Fund Type	Growth	
Investor's Risk Profile	High	
Financial Year End	31 May	
Benchmark	MSCI ACWI Information Technology Index	
Current Fund Size	<b>NAV(RM)</b>	<b>4,761,916.88</b>
	<b>Units</b>	<b>21,048,251.50</b>

## FEES & CHARGES

Sales Charge	Up to 5.50% of the NAV per Unit of the Fund.
Annual Management Fee	Up to 1.80% per annum of the NAV of the Fund.
Annual Trustee Fee	0.035% per annum of the NAV of the Fund subject to a minimum fee of RM12,000 per annum or its equivalent in the Base Currency (excluding foreign custodian fees and charges).

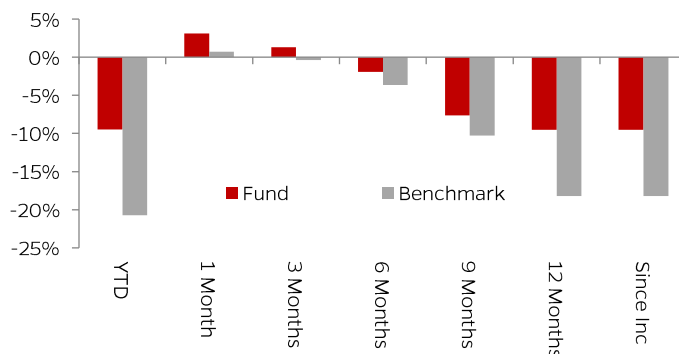
## TRANSACTION & DISTRIBUTION

Minimum Initial Investment	RM 500.00
Minimum Additional Investment	RM 100.00
Distribution Policy	Distribution of income, if any, is incidental.

## HIGHEST & LOWEST NAV (Excluding annual income distribution payout)

	Date	Price (RM)
Current	30/11/2022	0.2262
Highest	29/03/2022	0.2576
Lowest	14/10/2022	0.2022

## FUND PERFORMANCE\*



BIMB INVESTMENT MANAGEMENT BERHAD  
199301021508 (276246-X)

19th Floor, Menara Bank Islam  
No 22, Jalan Perak, 50450 Kuala Lumpur, Malaysia

1800-88-1196

BIMBInvestCustomerCare@bankislam.com.my

www.bimbinvestment.com.my

## BIMB-ARABESQUE GLOBAL SHARIAH-ESG AI TECHNOLOGY FUND

### RM Class

#### CUMULATIVE PERFORMANCE (%)\*(7.72)

	YTD	1 Month	3 Month	6 Month	9 Month	12 Month	Since Inception
<b>Fund</b>	(9.48)	3.10	1.30	(1.91)	(7.64)	(9.52)	(9.52)
<b>Benchmark</b>	(20.72)	0.73	(0.39)	(3.64)	(10.26)	(18.21)	(18.21)

\*Note: Performance figures are based on NAV per unit and the Fund's total return has been verified by Novagni Analytics and Advisory Sdn. Bhd. Past performance is not indicative of future performance.

TOP 10 HOLDINGS		ASSET ALLOCATION
SECURITIES NAME	NAV %	
JUNIPER NETWORKS	2.17	<p>Equity 96.71% Cash 3.29%</p>
ANALOG DEVICES	2.12	
CADENCE DESIGN SYSTEM, INC	2.11	
TE CONNECTIVITY LTD	2.10	
VERISIGN, INC	2.10	
SERVICENOW, INC	2.08	
DANAHER CORP	2.08	
BROADCOM INC	2.08	
PALO ALTO NETWORKS, INC	2.07	
SALESFORCE.COM	2.07	

SECTOR ALLOCATION		COUNTRY ALLOCATION	
SOFTWARE	28.10%	UNITED STATES	74.82%
SEMICONDUCTORS & SEMICONDUCTOR EQUIPMENT	22.29%	JAPAN	15.08%
IT SERVICES	10.96%	EUROPE	4.87%
ELECTRONIC EQUIPMENT, INSTRUMENT & COMPONENTS	10.33%	SOUTH AFRICA	1.95%
COMMUNICATIONS EQUIPMENT	6.64%	CASH AND CASH EQUIVALENTS	3.29%
PROFESSIONAL SERVICES	5.34%		
INTERACTIVE MEDIA & SERVICES	4.70%		
TECHNOLOGY HARDWARE, STORAGE & PERIPHERALS	3.31%		
LIFE SCIENCES TOLLS & SERVICES	2.08%		
INTERNET & DIRECT MARKETING RETAIL	1.95%		
ELECTRICAL EQUIPMENT	1.01%		
CASH AND CASH EQUIVALENTS	3.29%		

#### IMPORTANT INFORMATION:

- Investors are advised to read and understand the contents of the Prospectus of BIMB-Arabesque Global Shariah-ESG AI Technology Fund (Fund) dated 29 November 2021, its supplemental (if any) and the Fund's Product Highlight Sheet (PHS) before investing, which have been registered with the Securities Commission Malaysia (SC) who takes no responsibility for its contents. A copy of the Prospectus and PHS can be obtained from the Head Office of BIMB Investment Management Berhad or at [www.bimbinvestment.com.my](http://www.bimbinvestment.com.my). The SC's approval or authorization, or the registration of the Prospectus should not be taken to indicate that the SC has recommended the Fund. This Fund Fact Sheet has not been reviewed by the SC.
- There are fees, charges and costs involved and investors are advised to compare and consider them before investing in the Fund. Investments in the Fund are exposed to risks, please refer to the Prospectus for detailed information. Investors are advised to consider the risks in the Fund and should make their own risk assessment and seek professional advice, where necessary, prior to investing. Investors should also note that the price of units and distribution payables, if any, may go down as well as up.
- Investors are also advised that, where a unit split/distribution is declared, the NAV per unit will be reduced from pre-unit split NAV/cum-distribution NAV to post-unit split NAV/ex-distribution NAV. Where a unit split is declared, the value of their investment in Malaysian Ringgit will remain unchanged after the distribution of the additional units.
- Any issue of units to which the Prospectus relates will only be made upon receipt of the completed application form referred to in and accompanying the Prospectus, subject to the terms and condition therein.
- This Fund Fact Sheet is prepared for information purposes only. It does not have regard to the specific investment objectives or the financial situation needs of any specific person who may receive it. Neither the information nor any opinions expressed constitute an offer, or an invitation to make an offer to buy or sell any securities or unit trust. The information contained herein has been obtained from sources believed in good faith to be reliable, however, no guarantee is given in its accuracy or completeness. All opinions in respect of market review, Fund review and outlook constitute the Manager's judgments as of the date of the issuance of this factsheet and are subject to change without notice. Past performance is not necessarily a guide for future performance and income distributions are not guaranteed. Returns may vary from year to year.

# BIMB-ARABESQUE GLOBAL SHARIAH-ESG AI TECHNOLOGY FUND

RM HEDGED Class

## FUND MANAGER'S REVIEW

BIMB-Arabesque Global Shariah-ESG AI Technology Fund ("the Fund") returned 7.66% for the month for RM-Hedged class. Compared to its benchmark of MSCI ACWI Information Technology Index which returned 0.73% in RM terms over the period, the Fund's performance was higher by 6.93%.

During the month, all industries performed positively with Semiconductors & Semiconductor Equipment, Software, and Communications Equipment being the main leaders for the Fund led by Advanced Micro Devices, Synopsys Inc., and Arista Networks Inc. for each industry, respectively. Country-wise, all countries effectively contributed positively to the fund's performance during the month.

As at end of the month, the Fund had invested its NAV in countries including United States, Japan, Europe, and South Africa. The Fund intends to invest up to a range of 95% to 98% of its NAV into equities in every rebalancing exercise to stay fully invested in the market.

## AWARDS & ACCOLADES

### ALPHA SOUTHEAST ASIA AWARDS

- BEST ISLAMIC ASSET & FUND MANAGER (MALAYSIA) 2018, 2019, 2020 & 2021
- BEST ASSET & FUND MANAGER (MALAYSIA) 2017
- BEST RISK-ADJUSTED RETURNS FOR ESG PRINCIPLE INVESTMENTS 2019, 2020, 2021 & 2022

### THE ASSET TRIPLE A ISLAMIC FINANCE AWARDS

- BEST FINTECH ROBO MOBILE APPLICATION 2021
- ESG ASSET MANAGER OF THE YEAR 2019 & 2020
- BEST ESG EQUITY FUND 2020 – BIMB ARABESQUE /GLOBAL DIVIDEND FUND
- BEST ESG SUKUK FUND 2020 – BIMB ESG SUKUK

### GLOBAL BUSINESS MAGAZINE AWARDS

- BEST SHARIAH-ESG INVESTMENT MANAGEMENT COMPANY 2022

### GLOBAL BUSINESS OUTLOOK FINANCE AWARDS

- BEST ISLAMIC ESG PRACTICES – MALAYSIA 2021
- BEST SHARIAH-ESG FUND MANAGER 2020
- MOST INNOVATIVE SHARIAH ESG SUKUK FUND – BIMB ESG SUKUK FUND (BSF) 2020

### MALAYSIA TECHNOLOGY EXCELLENCE AWARDS

- THE E-COMMERCE – FINANCIAL SERVICES AWARD 2020 & 2022

### I & M PROFESSIONAL INVESTMENT AWARDS

- BEST ISLAMIC FUND HOUSE IN ASEAN 2021

### INTERNATIONAL BUSINESS MAGAZINE AWARDS

- BEST SHARIAH-ESG FUND MANAGER MALAYSIA 2020
- BEST ISLAMIC FUND MANAGER MALAYSIA 2020

## INVESTMENT OBJECTIVE

The Fund aims to provide investment return to investors through investment in Shariah-compliant global equity with a focus on technology sector.

*Any material changes to the Fund's investment objective would require Unit Holders' approval.*

## FUND INFORMATION

Fund Type	Growth
Investor's Risk Profile	High
Financial Year End	31 May
Benchmark	MSCI ACWI Information Technology Index
Current Fund Size	<b>NAV(RM)</b> <b>1,357,114.07</b>
	<b>Units</b> <b>6,478,450.12</b>

## FEES & CHARGES

Sales Charge	Up to 5.50% of the NAV per Unit of the Fund.
Annual Management Fee	Up to 1.80% per annum of the NAV of the Fund.
Annual Trustee Fee	0.035% per annum of the NAV of the Fund subject to a minimum fee of RM12,000 per annum or its equivalent in the Base Currency (excluding foreign custodian fees and charges).

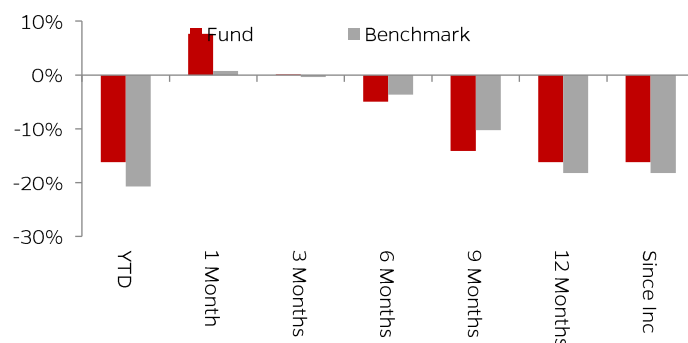
## TRANSACTION & DISTRIBUTION

Minimum Initial Investment	RM 500.00
Minimum Additional Investment	RM 100.00
Distribution Policy	Distribution of income, if any, is incidental.

## HIGHEST & LOWEST NAV (Excluding annual income distribution payout)

	Date	Price (RM)
Current	30/11/2022	0.2095
Highest	29/03/2022	0.2558
Lowest	14/10/2022	0.1808

## FUND PERFORMANCE\*



BIMB INVESTMENT MANAGEMENT BERHAD  
199301021508 (276246-X)

19th Floor, Menara Bank Islam  
No 22, Jalan Perak, 50450 Kuala Lumpur, Malaysia

1800-88-1196

BIMBInvestCustomerCare@bankislam.com.my

www.bimbinvestment.com.my

**BIMB-ARABESQUE GLOBAL SHARIAH-ESG AI TECHNOLOGY FUND**  
**RM HEDGED Class**

**CUMULATIVE PERFORMANCE (%)\***

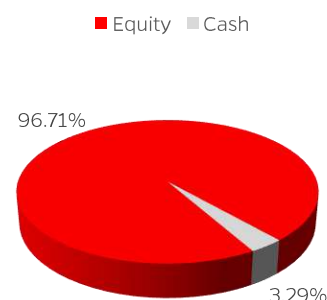
	YTD	1 Month	3 Month	6 Month	9 Month	12 Months	Since Inception
<b>Fund</b>	(16.17)	7.66	0.10	(4.95)	(14.10)	(16.20)	(16.20)
<b>Benchmark</b>	(20.72)	0.73	(0.39)	(3.64)	(10.26)	(18.21)	(18.21)

\*Note: Performance figures are based on NAV per unit and the Fund's total return has been verified by Novagni Analytics and Advisory Sdn. Bhd. Past performance is not indicative of future performance.

**TOP 10 HOLDINGS**

SECURITIES NAME	NAV %
JUNIPER NETWORKS	2.17
ANALOG DEVICES	2.12
CADENCE DESIGN SYSTEM, INC	2.11
TE CONNECTIVITY LTD	2.10
VERISIGN, INC	2.10
SERVICENOW, INC	2.08
DANAHER CORP	2.08
BROADCOM INC	2.08
PALO ALTO NETWORKS, INC	2.07
SALESFORCE.COM	2.07

**ASSET ALLOCATION**



**SECTOR ALLOCATION**

SOFTWARE	28.10%
SEMICONDUCTORS & SEMICONDUCTOR EQUIPMENT	22.29%
IT SERVICES	10.96%
ELECTRONIC EQUIPMENT, INSTRUMENT & COMPONENTS	10.33%
COMMUNICATIONS EQUIPMENT	6.64%
PROFESSIONAL SERVICES	5.34%
INTERACTIVE MEDIA & SERVICES	4.70%
TECHNOLOGY HARDWARE, STORAGE & PERIPHERALS	3.31%
LIFE SCIENCES TOLLS & SERVICES	2.08%
INTERNET & DIRECT MARKETING RETAIL	1.95%
ELECTRICAL EQUIPMENT	1.01%
CASH AND CASH EQUIVALENTS	3.29%

**COUNTRY ALLOCATION**

UNITED STATES	74.82%
JAPAN	15.08%
EUROPE	4.87%
SOUTH AFRICA	1.95%
CASH AND CASH EQUIVALENTS	3.29%

**IMPORTANT INFORMATION:**

- Investors are advised to read and understand the contents of the Prospectus of BIMB-Arabesque Global Shariah-ESG AI Technology Fund (Fund) dated 29 November 2021, its supplemental (if any) and the Fund's Product Highlight Sheet (PHS) before investing, which have been registered with the Securities Commission Malaysia (SC) who takes no responsibility for its contents. A copy of the Prospectus and PHS can be obtained from the Head Office of BIMB Investment Management Berhad or at [www.bimbinvestment.com.my](http://www.bimbinvestment.com.my). The SC's approval or authorization, or the registration of the Prospectus should not be taken to indicate that the SC has recommended the Fund. This Fund Fact Sheet has not been reviewed by the SC.
- There are fees, charges and costs involved and investors are advised to compare and consider them before investing in the Fund. Investments in the Fund are exposed to risks, please refer to the Prospectus for detailed information. Investors are advised to consider the risks in the Fund and should make their own risk assessment and seek professional advice, where necessary, prior to investing. Investors should also note that the price of units and distribution payables, if any, may go down as well as up.
- Investors are also advised that, where a unit split/distribution is declared, the NAV per unit will be reduced from pre-unit split NAV/cum-distribution NAV to post-unit split NAV/ex-distribution NAV. Where a unit split is declared, the value of their investment in Malaysian Ringgit will remain unchanged after the distribution of the additional units.
- Any issue of units to which the Prospectus relates will only be made upon receipt of the completed application form referred to in and accompanying the Prospectus, subject to the terms and condition therein.
- This Fund Fact Sheet is prepared for information purposes only. It does not have regard to the specific investment objectives, or the financial situation needs of any specific person who may receive it. Neither the information nor any opinions expressed constitute an offer, or an invitation to make an offer to buy or sell any securities or unit trust. The information contained herein has been obtained from sources believed in good faith to be reliable, however, no guarantee is given in its accuracy or completeness. All opinions in respect of market review, Fund review and outlook constitute the Manager's judgments as of the date of the issuance of this factsheet and are subject to change without notice. Past performance is not necessarily a guide for future performance and income distributions are not guaranteed. Returns may vary from year to year.

# BIMB-ARABESQUE GLOBAL SHARIAH-ESG AI TECHNOLOGY FUND

USD Class

## FUND MANAGER'S REVIEW

BIMB-Arabesque Global Shariah-ESG AI Technology Fund ("the Fund") returned 9.68% for the month for USD class. Compared to its benchmark of MSCI ACWI Information Technology Index which returned 7.16% over the period, the fund's performance was higher by 2.52%.

During the month, all industries performed positively with Semiconductors & Semiconductor Equipment, Software, and Communications Equipment being the main leaders for the Fund led by Advanced Micro Devices, Synopsys Inc., and Arista Networks Inc. for each industry, respectively. Country-wise, all countries effectively contributed positively to the fund's performance during the month.

As at end of the month, the Fund had invested its NAV in countries including United States, Japan, Europe, and South Africa. The Fund intends to invest up to a range of 95% to 98% of its NAV into equities in every rebalancing exercise to stay fully invested in the market.

## CURRENCY EXCHANGERATE

USD1 = MYR 4.4420

## AWARDS & ACCOLADES

### ALPHA SOUTHEAST ASIA AWARDS

- BEST ISLAMIC ASSET & FUND MANAGER (MALAYSIA) 2018, 2019, 2020 & 2021
- BEST ASSET & FUND MANAGER (MALAYSIA) 2017
- BEST RISK-ADJUSTED RETURNS FOR ESG PRINCIPLE INVESTMENTS 2019, 2020, 2021 & 2022

### THE ASSET TRIPLE A ISLAMIC FINANCE AWARDS

- BEST FINTECH ROBO MOBILE APPLICATION 2021
- ESG ASSET MANAGER OF THE YEAR 2019 & 2020
- BEST ESG EQUITY FUND 2020 - BIMB ARABESQUE / GLOBAL DIVIDEND FUND
- BEST ESG SUKUK FUND 2020 - BIMB ESG SUKUK

### GLOBAL BUSINESS MAGAZINE AWARDS

- BEST SHARIAH-ESG INVESTMENT MANAGEMENT COMPANY 2022

### GLOBAL BUSINESS OUTLOOK FINANCE AWARDS

- BEST ISLAMIC ESG PRACTICES - MALAYSIA 2021
- BEST SHARIAH-ESG FUND MANAGER 2020
- MOST INNOVATIVE SHARIAH ESG SUKUK FUND - BIMB ESG SUKUK FUND (BSF) 2020

### MALAYSIA TECHNOLOGY EXCELLENCE AWARDS

- THE E-COMMERCE - FINANCIAL SERVICES AWARD 2020 & 2022

### I & M PROFESSIONAL INVESTMENT AWARDS

- BEST ISLAMIC FUND HOUSE IN ASEAN 2021

### INTERNATIONAL BUSINESS MAGAZINE AWARDS

- BEST SHARIAH-ESG FUND MANAGER MALAYSIA 2020
- BEST ISLAMIC FUND MANAGER MALAYSIA 2020

**BIMB INVESTMENT MANAGEMENT BERHAD**  
199301021508 (276246-X)

19th Floor, Menara Bank Islam  
No 22, Jalan Perak, 50450 Kuala Lumpur, Malaysia

1800-88-1196

BIMBInvestCustomerCare@bankislam.com.my

www.bimbinvestment.com.my

## INVESTMENT OBJECTIVE

The Fund aims to provide investment return to investors through investment in Shariah-compliant global equity with a focus on technology sector.

Any material changes to the Fund's investment objective would require Unit Holders' approval.

## FUND INFORMATION

Fund Type	Growth
Investor's Risk Profile	High
Financial Year End	31 May
Benchmark	MSCI ACWI Information Technology Index
Current Fund Size	<b>NAV(USD) 856.93</b> <b>Units 4,000.00</b>

## FEES & CHARGES

Sales Charge	Up to 5.50% of the NAV per Unit of the Fund.
Annual Management Fee	Up to 1.80% per annum of the NAV of the Fund.
Annual Trustee Fee	0.035% per annum of the NAV of the Fund subject to a minimum fee of RM12,000 per annum or its equivalent in the Base Currency (excluding foreign custodian fees and charges).

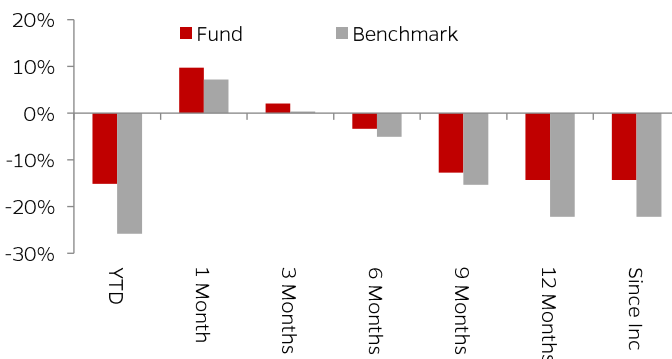
## TRANSACTION & DISTRIBUTION

Minimum Initial Investment	USD 500.00
Minimum Additional Investment	USD 100.00
Distribution Policy	Distribution of income, if any, is incidental.

## HIGHEST & LOWEST NAV (Excluding annual income distribution payout)

	Date	Price (USD)
Current	30/11/2022	0.2142
Highest	29/03/2022	0.2572
Lowest	14/10/2022	0.1809

## FUND PERFORMANCE\*



## BIMB-ARABESQUE GLOBAL SHARIAH-ESG AI TECHNOLOGY FUND

USD Class

### CUMULATIVE PERFORMANCE (%)\*

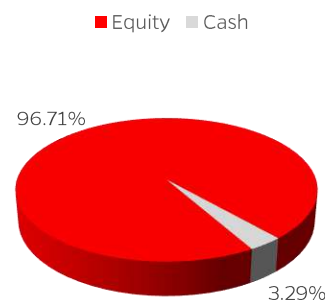
	YTD	1 Month	3 Month	6 Month	9 Month	12 Months	Since Inception
<b>Fund</b>	(15.13)	9.68	2.05	(3.38)	(12.75)	(14.32)	(14.32)
<b>Benchmark</b>	(25.82)	7.16	0.34	(5.07)	(15.34)	(22.23)	(22.23)

\*Note: Performance figures are based on NAV per unit and the Fund's total return has been verified by Novagni Analytics and Advisory Sdn. Bhd. Past performance is not indicative of future performance.

### TOP 10 HOLDINGS

SECURITIES NAME	NAV %
JUNIPER NETWORKS	2.17
ANALOG DEVICES	2.12
CADENCE DESIGN SYSTEMS, INC	2.11
TE CONNECTIVITY LTD	2.10
VERISIGN, INC	2.10
SERVICENOW, INC	2.08
DANAHER CORP	2.08
BROADCOM INC	2.08
PALO ALTO NETWORKS, INC	2.07
SALESFORCE.COM	2.07

### ASSET ALLOCATION



### SECTOR ALLOCATION

SOFTWARE	28.10%
SEMICONDUCTORS & SEMICONDUCTOR EQUIPMENT	22.29%
IT SERVICES	10.96%
ELECTRONIC EQUIPMENT, INSTRUMENT & COMPONENTS	10.33%
COMMUNICATIONS EQUIPMENT	6.64%
PROFESSIONAL SERVICES	5.34%
INTERACTIVE MEDIA & SERVICES	4.70%
TECHNOLOGY HARDWARE, STORAGE & PERIPHERALS	3.31%
LIFE SCIENCES TOLLS & SERVICES	2.08%
INTERNET & DIRECT MARKETING RETAIL	1.95%
ELECTRICAL EQUIPMENT	1.01%
CASH AND CASH EQUIVALENTS	3.29%

### COUNTRY ALLOCATION

UNITED STATES	74.82%
JAPAN	15.08%
EUROPE	4.87%
SOUTH AFRICA	1.95%
CASH AND CASH EQUIVALENTS	3.29%

### IMPORTANT INFORMATION:

- Investors are advised to read and understand the contents of the Prospectus of BIMB-Arabesque Global Shariah-ESG AI Technology Fund (Fund) dated 29 November 2021, its supplemental (if any) and the Fund's Product Highlight Sheet (PHS) before investing, which have been registered with the Securities Commission Malaysia (SC) who takes no responsibility for its contents. A copy of the Prospectus and PHS can be obtained from the Head Office of BIMB Investment Management Berhad or at [www.bimbinvestment.com.my](http://www.bimbinvestment.com.my). The SC's approval or authorization, or the registration of the Prospectus should not be taken to indicate that the SC has recommended the Fund. This Fund Fact Sheet has not been reviewed by the SC.
- There are fees, charges and costs involved and investors are advised to compare and consider them before investing in the Fund. Investments in the Fund are exposed to risks, please refer to the Prospectus for detailed information. Investors are advised to consider the risks in the Fund and should make their own risk assessment and seek professional advice, where necessary, prior to investing. Investors should also note that the price of units and distribution payables, if any, may go down as well as up.
- Investors are also advised that, where a unit split/distribution is declared, the NAV per unit will be reduced from pre-unit split NAV/cum-distribution NAV to post-unit split NAV/ex-distribution NAV. Where a unit split is declared, the value of their investment in Malaysian Ringgit will remain unchanged after the distribution of the additional units.
- Any issue of units to which the Prospectus relates will only be made upon receipt of the completed application form referred to in and accompanying the Prospectus, subject to the terms and condition therein.
- This Fund Fact Sheet is prepared for information purposes only. It does not have regard to the specific investment objectives or the financial situation needs of any specific person who may receive it. Neither the information nor any opinions expressed constitute an offer, or an invitation to make an offer to buy or sell any securities or unit trust. The information contained herein has been obtained from sources believed in good faith to be reliable, however, no guarantee is given in its accuracy or completeness. All opinions in respect of market review, Fund review and outlook constitute the Manager's judgments as of the date of the issuance of this factsheet and are subject to change without notice. Past performance is not necessarily a guide for future performance and income distributions are not guaranteed. Returns may vary from year to year.