

**BIMB INVESTMENT MANAGEMENT BERHAD**  
**199301021508 (276246-X)**

## PRODUCT HIGHLIGHTS SHEET

# BIMB-ARABESQUE MALAYSIA SHARIAH-ESG EQUITY FUND

### DATE OF ISSUANCE:

29 JULY 2022

### RESPONSIBILITY STATEMENT

This Product Highlights Sheet has been reviewed and approved by the directors of BIMB Investment Management Berhad and they have collectively and individually accept full responsibility for the accuracy of the information. Having made all reasonable inquiries, they confirm to the best of their knowledge and belief, that there are no false or misleading statements or omissions of other facts which would make any statement in the Product Highlights Sheet false or misleading.

### STATEMENT OF DISCLAIMER

The Securities Commission Malaysia has authorised the issuance of BIMB-Arabesque Malaysia Shariah-ESG Equity Fund and a copy of this Product Highlights Sheet has been lodged with the Securities Commission Malaysia.

The authorisation of the BIMB-Arabesque Malaysia Shariah-ESG Equity Fund and lodgement of this Product Highlights Sheet should not be taken to indicate that the Securities Commission of Malaysia recommends the BIMB-Arabesque Malaysia Shariah-ESG Equity Fund or assumes responsibility for the correctness of any statement made or opinion or report expressed in this Product Highlights Sheet.

The Securities Commission Malaysia is not liable for any non-disclosure on the part of BIMB Investment Management Berhad who is responsible for the BIMB-Arabesque Malaysia Shariah-ESG Equity Fund and takes no responsibility for the contents of this Product Highlights Sheet. The Securities Commission Malaysia makes no representation on the accuracy or completeness of this Product Highlights Sheet, and expressly disclaims any liability whatsoever arising from, or in reliance upon, the whole or any part of its contents.

This Product Highlights Sheet only highlights the key features and risks of this unlisted capital market product. Investors are advised to request, read and understand the disclosure documents before deciding to invest.

## PRODUCT HIGHLIGHTS SHEET

### BIMB-ARABESQUE MALAYSIA SHARIAH-ESG EQUITY FUND

#### BRIEF INFORMATION OF THE PRODUCT

##### What is this product about?

BIMB-Arabesque Malaysia Shariah-ESG Equity Fund is a growth fund, issued and managed by BIMB Investment Management Berhad.

The Fund's investment objective is to achieve medium to long term capital appreciation. Medium to long term in this context refers to 3 years or more.

#### PRODUCT SUITABILITY

##### Who is this product suitable for?

The Fund is primarily suitable for investors:

- who are seeking exposure to Shariah-compliant Malaysian & global equities.
- who are seeking exposure to companies that have been screened for their Environment, Social & Governance (ESG) performance.
- who are seeking capital appreciation over medium to long term period.
- with moderate to high risk tolerance.

#### KEY PRODUCT FEATURES

| What am I investing in?                 |  |
|---|--|
| <b>Launch Date</b>                      | 9 March 2017   |
| <b>Fund Category</b>                    | Equity   |
| <b>Fund Type</b>                        | Growth   |
| <b>Asset Allocation</b>                 | <ul style="list-style-type: none"> <li>• Up to 98% of the Fund's NAV will be invested in Shariah-ESG compliant Malaysia and foreign equities where the regulatory authorities are the ordinary or associate members of the International Organization of Securities Commission (IOSCO); and</li> <li>• At least 2% of the Fund's NAV in Islamic deposits and Islamic money market instruments.</li> </ul>  |
| <b>Investment Policy &amp; Strategy</b> | <p>The Fund will invest in listed equities (up to 98% of the Fund's NAV) of which 70% of the portfolio is allocated to companies in Malaysia and 30% to foreign companies where the regulatory authorities are the ordinary or associate members of the International Organization of Securities Commission (IOSCO). The investment composition of Malaysia's companies and foreign companies is not restricted to the ratio 70:30 as the composition may change according to the market condition.</p> <p>The Fund invests through a rules-based investment process into listed companies that are compliant with the principles of the United Nations Global</p> |

|                                       |  |                          |                          |                          |
|---------------------------------------|--|--------------------------|--------------------------|--------------------------|
|                                       | <p>Compact, and Shariah compliant according to the SAC and AAOIFI rulebooks. The Fund is not actively managed as it employs quantitative approach which will be rebalanced/traded monthly for the Malaysian and foreign securities of the Fund.</p> <p>The Manager may take temporary defensive positions that may be inconsistent with the Fund's principal strategy in attempting to respond to adverse market conditions to protect the Unit Holders' interest. During the temporary defensive position, the Fund may hold higher liquid asset or cash portion.</p> |                          |                          |                          |
| <b>Benchmark</b>                      | 70:30 ratio of FBM KLCI Index and MSCI All Countries World Index   |                          |                          |                          |
| <b>Distribution Policy</b>            | Distribution of income (if any) is incidental.   |                          |                          |                          |
| <b>Minimum Initial Investment*</b>    | <b>RM Class</b>  | <b>USD Class</b>         | <b>EUR Class</b>         | <b>SGD Class</b>         |
|                                       | RM500  | USD500                   | EUR500                   | SGD500                   |
| <b>Minimum Additional Investment*</b> | <b>RM Class</b>  | <b>USD Class</b>         | <b>EUR Class</b>         | <b>SGD Class</b>         |
|                                       | RM250  | USD250                   | EUR250                   | SGD250                   |
| <b>Minimum Units Held*</b>            | <b>RM Class (Units)</b>  | <b>USD Class (Units)</b> | <b>EUR Class (Units)</b> | <b>SGD Class (Units)</b> |
|                                       | 500  | 500                      | 500                      | 500                      |

\* The Manager may waive or vary the minimum amount stipulated at its sole and absolute discretion.

**YOU SHOULD NOT MAKE PAYMENT IN CASH TO A UNIT TRUST CONSULTANT OR ISSUE A CHEQUE IN THE NAME OF A UNIT TRUST CONSULTANT**

**What am I investing with?**

|                                       |   |
|---------------------------------------|---|
| <b>Manager</b>                        | BIMB Investment Management Berhad   |
| <b>Investment Adviser</b>             | Arabesque Asset Management Ltd  |
| <b>Trustee</b>                        | CIMB Islamic Trustee Berhad   |
| <b>Trustee's Delegate (Custodian)</b> | CIMB Islamic Bank Berhad  |
| <b>Shariah Advisers</b>               | <ul style="list-style-type: none"> <li>• Dr. Shamsiah Binti Mohamad</li> <li>• Assoc. Prof. Dr. Yasmin Hanani Binti Mohd Safian</li> <li>• Ir. Dr. Muhamad Fuad Bin Abdullah</li> </ul> |
| <b>Tax Adviser</b>                    | KPMG Tax Services Sdn. Bhd.   |

**What are the possible outcomes of my investment?**

The investor may gain from the appreciation of unit price as a result of the increase in value of the underlying and/or accrual of profit earned.

However, investment involves risk. The value of the Fund and its distribution (if any) may rise or fall. These risk factors, among others, may cause you to lose part or all of your investment.

**KEY RISKS**

**What are the key risks associated with this product?**

**General risks of investing in the fund**

- **Market Risk** – Market risk refers to the possibility that an investment will lose value because of a general decline in financial markets, due to economic, political and/or other factors, which will result in a decline in the Fund's NAV.

- **Financing Risk** – This risk occurs when investors take a financing to finance their investment. The inherent risk of investing with financed money includes the inability for investors to service the financing payments. In the event Units are used as collateral, an investor may be required to top-up the collateral if the prices of Units fall below a certain level due to market conditions. Failing which, the units may be sold at a lower value towards settling the financing.
- **Manager’s Risk** – This risk refers to the day-to-day management of the Fund by the Manager which will impact the performance of the Fund. For example, investment decisions undertaken by the Manager, as a result of an incorrect view of the market or any non-compliance with internal policies, investment mandate, the deed, relevant law or guidelines due to factors such as human error or weaknesses in operational process and systems, may adversely affect the performance of the Fund.
- **Shariah Non-Compliance Risk**–This risk refers to the risk that the currently held Shariah-compliant equities in the Fund may be reclassified as Shariah non-compliant in the periodic review of the equities by the SAC and AAOIFI standards. If this occurs, the Manager will take the necessary steps to dispose such equities. There may be opportunity loss to the Fund due to the Fund not being allowed to retain the excess capital gains derived from the disposal of the Shariah non-compliant equities.
- **Operational risk** – This risk refers to the possibility of monetary loss or inconvenience due to the breakdown of the Manager’s internal control and policies. Possibly due to human error, system failure or fraud among Manager’s employees. The Manager will regularly review its internal policies, systems capabilities and maintain strict segregation of duties in mitigating these risks.

#### **Specific risks associated with investing in the fund**

- **Stock Specific Risk** – Prices of a particular stock may fluctuate in response to the circumstances affecting individual companies such as adverse financial performance, news of a possible merger or loss of key personnel of a company. Any adverse price movements of such stock will adversely affect the Fund’s NAV.
- **Liquidity Risk** – Liquidity risk refers to the ease of liquidating an asset depending on the asset’s volume traded in the market. If the Fund holds assets that are illiquid, or are difficult to dispose of, the value of the Fund will be negatively affected when it has to sell such assets at unfavorable prices.
- **Country Risk** – Investments of the Fund in any countries may be affected by changes in the country’s economic, social and political stability, restriction on currency repatriation or other developments in the law or regulations of the countries in which the Fund invests in. For example, the deteriorating economic condition of such countries may adversely affect the value of the investments undertaken by the Fund in those affected countries. This in turn may cause the NAV of the Fund or prices of Units to fall.
- **Currency Risk** – As the investments of the Fund may be invested up to 30% in foreign stocks and denominated in currencies other than the Base Currency, any fluctuation in the exchange rate between the Base Currency and the currencies in which the investments are denominated may have an impact on the value of these investments. Investors should be aware that if the currencies in which the investments are denominated depreciate against the Base Currency, this will have an adverse effect on the NAV of the Fund in the Base Currency and vice versa. Investors should note that any gains or losses arising from the fluctuation in the exchange rate may further increase or decrease the returns of the investment.

(a) Currency risk at the Fund’s portfolio level

The impact of the exchange rate movement between the Base Currency and the currency of the underlying investments may result in a depreciation of the value of the investments as expressed in the base currency of the Fund; and

(b) Currency risk at the class level

The impact of the exchange rate movement between the Base Currency and the currency of the respective classes may result in a depreciation of the investor's holdings as expressed in the Base Currency.

- **Political Risk** – Political instability that arises from disruption of economic activity and social unrest may directly or indirectly impact the Fund's investment in a particular country. A change in government or government policies with regards to its capital market regulations may effect a Fund's financial position, possibly causing a Fund to liquidate its position at a less ideal price or below investment cost. Government policies may not have the same approach in perpetuity.
- **Regulatory Risk** – The Fund's investments are exposed to laws and regulations in the respective countries they invested in. Regulatory changes in these countries may pose a risk to the Fund as it may materially impact the Fund's investments. The Manager will continuously keep abreast with the regulatory developments in each respective country in mitigating such risk.
- **Tactical Asset Allocation Risk** – The Fund may execute a tactical asset allocation strategy by shifting asset classes in between equity and cash depending on the prevailing market conditions. The Manager's investment decision may adversely affect the Fund's performance given the assessment of the Manager are not in-line with the respective market performance.
- **Warrant Risk** – The Fund may hold warrants derived from corporate action and the value of warrants is influenced by the current market price of the underlying security, the exercise price of the warrant, the time to expiration of the warrant and the estimate of the future volatility of the underlying securities price over the life of the warrant. Particularly, risk factor related to warrants encompasses value decay over time as the warrant approaches its due date especially in the event that the warrants are held and not exercised.

**IT IS IMPORTANT TO NOTE THAT EVENTS AFFECTING THE INVESTMENTS CANNOT ALWAYS BE FORESEEN. THEREFORE, IT IS NOT ALWAYS POSSIBLE TO PROTECT INVESTMENTS AGAINST ALL RISKS. THE VARIOUS ASSET CLASSES GENERALLY EXHIBIT DIFFERENT LEVELS OF RISK. THE INVESTMENT OF THE FUND CARRIES RISKS AND INVESTORS ARE RECOMMENDED TO READ THE WHOLE PROSPECTUS TO ASSESS THE RISKS OF THE FUND.**

**INVESTORS ARE REMINDED THAT THE ABOVE LIST OF RISKS MAY NOT BE EXHAUSTIVE AND IF NECESSARY, THEY SHOULD CONSULT THEIR ADVISER(S), E.G. THEIR BANKERS, LAWYERS, STOCKBROKERS FOR A BETTER UNDERSTANDING OF THE RISKS.**

## FEES AND CHARGES

### What are the fees and charges involved?

There are charges and fees involved and investors are advised to consider the charges and fees before investing in the Fund.

#### Charges directly incurred

| Name of Class            | Class RM   | Class USD | Class EUR | Class SGD |
|--------------------------|--|-----------|-----------|-----------|
| <b>Sales Charge</b>      | Up to 5.50% of the NAV per Unit of the Fund.<br><i>The sales charge is applicable to all Classes of Units. Investors may negotiate for a lower Sales Charge at the Manager's discretion.</i> |           |           |           |
| <b>Redemption Charge</b> | The Manager will <b>NOT</b> impose any redemption charge on any redemption.  |           |           |           |

|                                       |  |                               |       |                                       |                         |
|---------------------------------------|--|-------------------------------|-------|---------------------------------------|-------------------------|
| <b>Transfer Fee</b>                   | RM10.00 per transfer.  |                               |       |                                       |                         |
| <b>Switching Fee</b>                  | <p>A switching fee may be imposed by the Manager as follows:-</p> <table border="1"> <tr> <td><b>a. 1<sup>st</sup> Time</b></td> <td>: Nil</td> </tr> <tr> <td><b>b. 2<sup>nd</sup> Time onwards</b></td> <td>: RM 25 per transaction</td> </tr> </table> <p>Switching is available within the same currency denomination of the funds managed by the Manager. Cross currency switching is prohibited.</p> | <b>a. 1<sup>st</sup> Time</b> | : Nil | <b>b. 2<sup>nd</sup> Time onwards</b> | : RM 25 per transaction |
| <b>a. 1<sup>st</sup> Time</b>         | : Nil  |                               |       |                                       |                         |
| <b>b. 2<sup>nd</sup> Time onwards</b> | : RM 25 per transaction  |                               |       |                                       |                         |

#### Fees indirectly incurred

|                              |   |
|------------------------------|---|
| <b>Annual Management Fee</b> | Up to 1.50% per annum of the NAV of the Fund. |
| <b>Annual Trustee Fee</b>    | Up to 0.05% per annum of the NAV of the Fund. |

**Note: Please refer to the Prospectus for further explanation and illustration on the Fund's fees, charges and expenses.**

**THE ABOVE FEES AND CHARGES ARE SUBJECT TO ANY APPLICABLE TAXES AND/OR DUTIES AS MAY BE IMPOSED BY THE GOVERNMENT OR OTHER AUTHORITIES FROM TIME TO TIME.**

#### How often are valuations available?

Valuation of the Fund is carried out at the end of each Business Day. As forward pricing method is used for this Fund, any request received on or before cut-off time i.e.: 4.00p.m. (Malaysia time) on any Business Day, will be processed based on the NAV per Unit at the end of that Business Day which will be computed on T+1.

Unit Holders will be able to obtain information pertaining to the Fund from BIMB Investment's website on <https://www.bimbinvestment.com.my>.

#### How can I exit from this investment and what are the risks and costs involved?

- i. You can exit from the Fund by redeeming your investments in the Fund at any point of time by simply completing the redemption application form and returning it to the relevant authorised distributors/authorised consultants or direct to BIMB Investment Management Berhad.
- ii. The cut off time for a redemption transaction is 4.00 p.m. on a Business Day. Any redemption application received after the cut off time will be considered as received on the next Business Day. Such redemption requests are deemed received and shall be irrevocable if all documents and forms received by the Manager are duly and correctly completed.
- iii. If you have made an initial investment and later decide that this investment does not meet your investment needs, you may withdraw your investment within six (6) Business Days from the date your investment application is accepted by the Manager.
- iv. You will be refunded for every unit held based on the NAV per Unit on the day the Units were purchased and sales charge (if any) within 10 days from the receipt of the cooling-off application.

**FUND PERFORMANCES**

**1.2.1 Total return and average total return for the financial year ended 31 May 2022**

| <b>RM Class</b> |                         |                                 |                         |                                 |
|-----------------|-------------------------|---------------------------------|-------------------------|---------------------------------|
|                 | <b>The Fund</b>         |                                 | <b>Benchmark</b>        |                                 |
|                 | <b>Total Return (%)</b> | <b>Average Total Return (%)</b> | <b>Total Return (%)</b> | <b>Average Total Return (%)</b> |
| 1-Year          | -16.43                  | -16.43                          | -0.66                   | -0.66                           |
| 3-Year          | 6.03                    | 2.01                            | 8.75                    | 2.92                            |
| 5-Year          | 1.81                    | 0.36                            | 6.48                    | 1.30                            |
| Since Inception | 1.32                    | 0.25                            | 9.00                    | 1.71                            |

| <b>USD Class</b> |                         |                                 |                         |                                 |
|------------------|-------------------------|---------------------------------|-------------------------|---------------------------------|
|                  | <b>The Fund</b>         |                                 | <b>Benchmark</b>        |                                 |
|                  | <b>Total Return (%)</b> | <b>Average Total Return (%)</b> | <b>Total Return (%)</b> | <b>Average Total Return (%)</b> |
| 1-Year           | -21.33                  | -21.33                          | -2.42                   | -2.42                           |
| 3-Year           | 1.27                    | 0.42                            | 7.36                    | 2.45                            |
| 5-Year           | -0.20                   | -0.04                           | 5.90                    | 1.18                            |
| Since Inception  | 2.36                    | 0.45                            | 9.68                    | 2.45                            |

| <b>SGD Class</b> |                         |                                 |                         |                                 |
|------------------|-------------------------|---------------------------------|-------------------------|---------------------------------|
|                  | <b>The Fund</b>         |                                 | <b>Benchmark</b>        |                                 |
|                  | <b>Total Return (%)</b> | <b>Average Total Return (%)</b> | <b>Total Return (%)</b> | <b>Average Total Return (%)</b> |
| 1-Year           | -18.41                  | -18.41                          | -1.38                   | -1.38                           |
| 3-Year           | 1.21                    | 0.40                            | 7.12                    | 2.37                            |
| 5-Year           | -1.22                   | -0.24                           | 5.48                    | 1.10                            |
| Since Inception  | 0.32                    | 0.06                            | 8.39                    | 1.60                            |

| <b>EUR Class</b> |                         |                                 |                         |                                 |
|------------------|-------------------------|---------------------------------|-------------------------|---------------------------------|
|                  | <b>The Fund</b>         |                                 | <b>Benchmark</b>        |                                 |
|                  | <b>Total Return (%)</b> | <b>Average Total Return (%)</b> | <b>Total Return (%)</b> | <b>Average Total Return (%)</b> |
| 1-Year           | -10.32                  | -10.32                          | 1.46                    | 1.46                            |
| 3-Year           | 5.43                    | 1.81                            | 8.66                    | 2.89                            |
| 5-Year           | 4.56                    | 0.91                            | 7.50                    | 1.50                            |
| Since Inception  | 1.80                    | 0.34                            | 9.34                    | 1.78                            |

**Total Return for the Previous Financial Years**

| <b>RM Class</b>                |                        |                             |
|--------------------------------|------------------------|-----------------------------|
| <b>Financial Year</b>          | <b>Fund Return (%)</b> | <b>Benchmark Return (%)</b> |
| 31 May 2022                    | -16.43                 | -0.66                       |
| 31 May 2021                    | 20.18                  | 15.16                       |
| 31 May 2020                    | 5.57                   | -4.95                       |
| 31 May 2019                    | -4.02                  | -2.33                       |
| 31 May 2018<br>(Mar'17-May'18) | -0.44                  | 2.63                        |

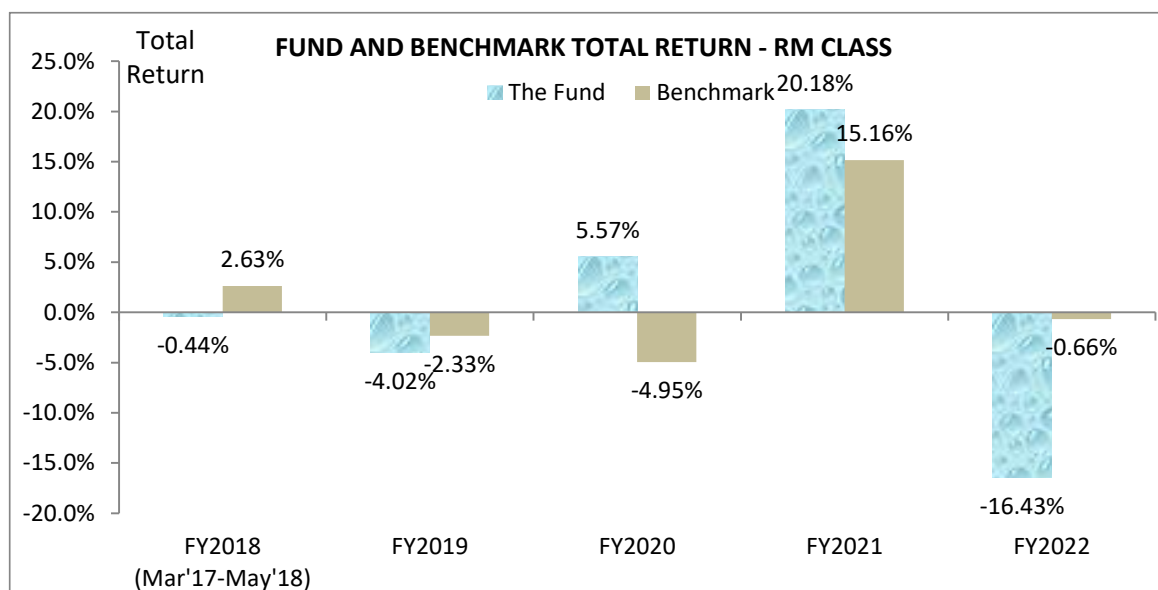
| <b>USD Class</b>      |                        |                             |
|-----------------------|------------------------|-----------------------------|
| <b>Financial Year</b> | <b>Fund Return (%)</b> | <b>Benchmark Return (%)</b> |
| 31 May 2022           | -21.33                 | -2.42                       |

|                                |       |       |
|--------------------------------|-------|-------|
| 31 May 2021                    | 26.82 | 17.06 |
| 31 May 2020                    | 1.50  | -6.01 |
| 31 May 2019                    | -8.61 | -3.77 |
| 31 May 2018<br>(Mar'17-May'18) | 10.60 | 6.16  |

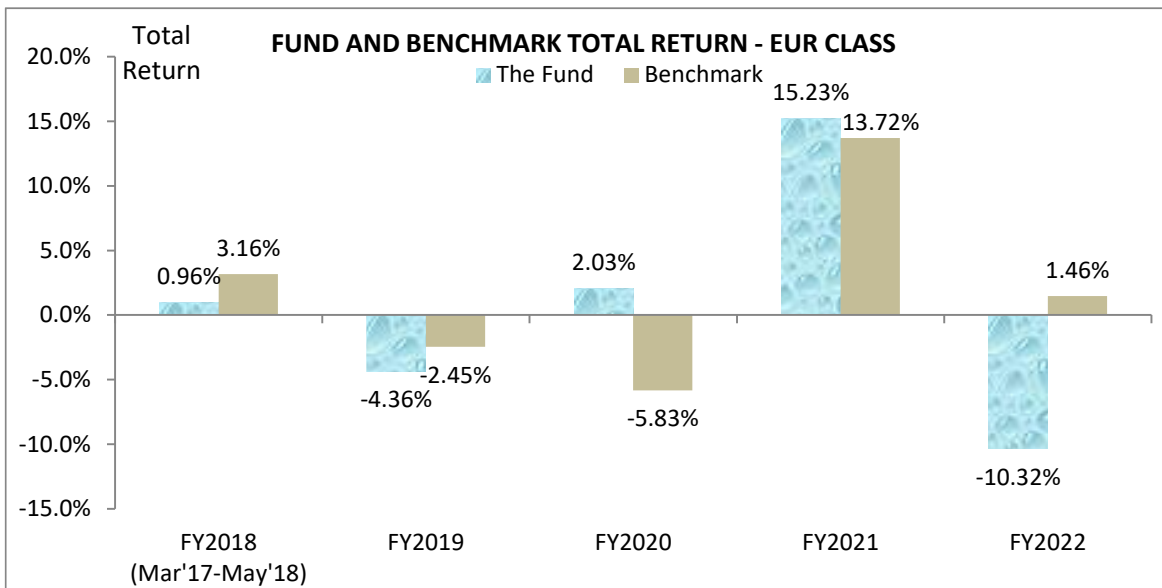
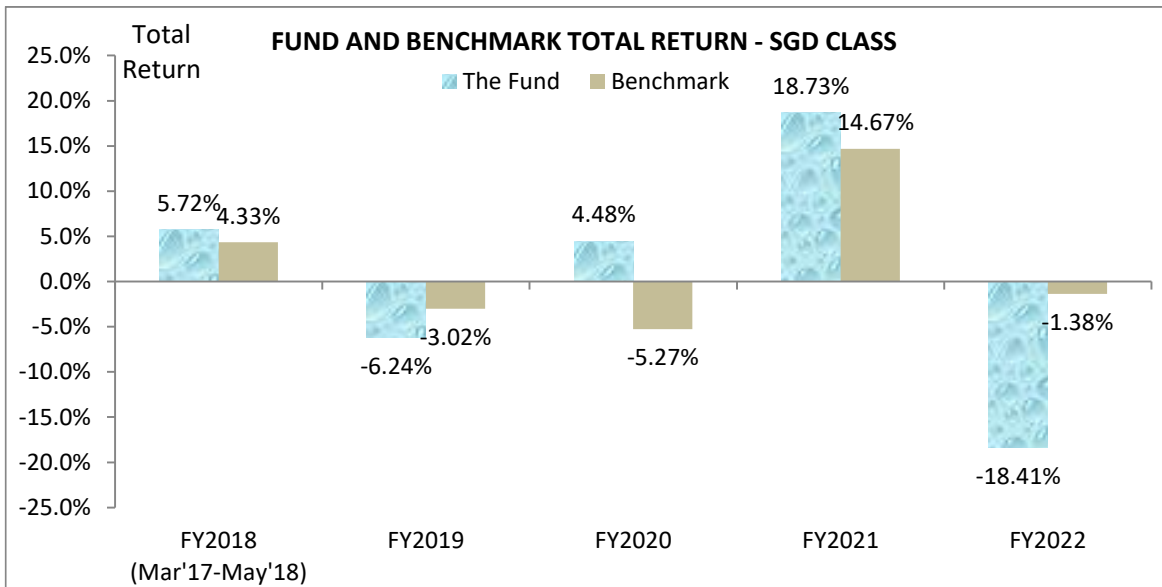
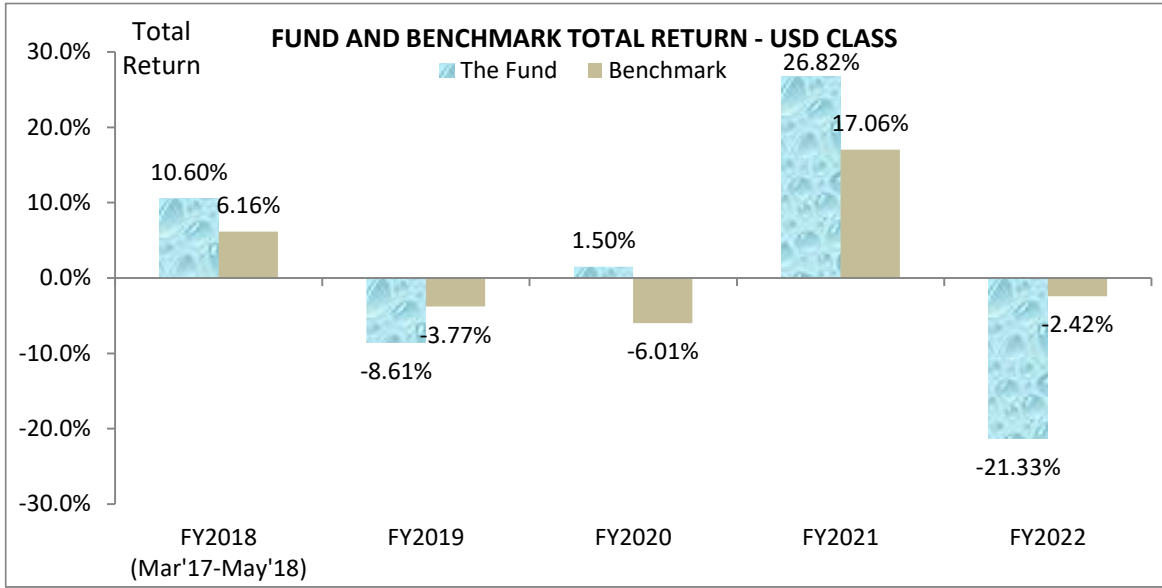
| SGD Class                      |                 |                      |
|--------------------------------|-----------------|----------------------|
| Financial Year                 | Fund Return (%) | Benchmark Return (%) |
| 31 May 2022                    | -18.41          | -1.38                |
| 31 May 2021                    | 18.73           | 14.67                |
| 31 May 2020                    | 4.48            | -5.27                |
| 31 May 2019                    | -6.24           | -3.02                |
| 31 May 2018<br>(Mar'17-May'18) | 5.72            | 4.33                 |

| EUR Class                      |                 |                      |
|--------------------------------|-----------------|----------------------|
| Financial Year                 | Fund Return (%) | Benchmark Return (%) |
| 31 May 2022                    | -10.32          | 1.46                 |
| 31 May 2021                    | 15.23           | 13.72                |
| 31 May 2020                    | 2.03            | -5.83                |
| 31 May 2019                    | -4.36           | -2.45                |
| 31 May 2018<br>(Mar'17-May'18) | 0.96            | 3.16                 |

**Figure 1: Movement of the Fund versus the Benchmark**







Data Source : BIMB Investment Management Berhad  
Data verified by : Novagni Analytics & Advisory Sdn. Bhd.  
Benchmark : 70:30 FBM KLCI Index & MSCI All Countries World Index

**Notes:**

1. **Total Return** of the Fund has been verified by Novagni Analytics & Advisory Sdn. Bhd. (363145-W)
2. **Average Total Return** is derived by this formula:

$$\frac{\text{Total Return}}{\text{Number of Years under Review}}$$

The calculation of average total return is based on methods obtained from Lipper Asia Ltd.

*Past performance is not necessarily indicative of future performance and unit prices and investment returns may go down, as well as up.*

**Portfolio Turnover Ratio ("PTR")**

| For the Year Ended 31 May                               | 2022 | 2021 | 2020 |
|---|------|------|------|
| BIMB-Arabesque Malaysia Shariah-ESG Equity Fund (times) | 1.44 | 1.52 | 1.57 |

The Fund's PTR decreased from 1.52 times in the financial year ended 2021 to 1.44 times in financial year ended 2022 mainly due to decrease in investing activities.

The PTR is calculated as follows:-

$$\text{PTR} = \frac{[\text{Total acquisition of the Fund for the year} + \text{Total disposal of the Fund for the year}] / 2}{\text{Average net asset value of the Fund for the year calculated on a daily basis}}$$

**PAST PERFORMANCE OF THE FUND IS NOT AN INDICATION OF ITS FUTURE PERFORMANCE.**

**CONTACT INFORMATION**

**Who should I contact for further information or to lodge a complaint?**

1. You may contact us at the following address:

- i. **BIMB Investment Management Berhad**

Level 19, Menara Bank Islam,  
No. 22, Jalan Perak,  
50450 Kuala Lumpur.  
Tel : 03-2161 2524 / 03-2161 2924  
Fax : 03-2161 2464  
Email : [marketing.bimbinvest@bankislam.com.my](mailto:marketing.bimbinvest@bankislam.com.my)  
Web : <https://www.bimbinvestment.com.my>  
Toll-Free : 1800-88-1196

- ii. **Branches**

|   |   |
|---|---|
| <p><b><u>JOHOR BAHRU</u></b><br/> No 33B, Jalan Indah 15/2,<br/> Taman Bukit Indah,<br/> 79100 Nusajaya,<br/> Johor.<br/> Tel : 07-239 5608</p> | <p><b><u>KELANTAN</u></b><br/> PT 433 &amp; 434<br/> Jalan Padang Garong,<br/> 15000 Kota Bharu,<br/> Kelantan.<br/> Tel : 09-740 6118 / 012-908 7785</p> |
|---|---|

**iii. Nearest Bank Islam Branches**

**2. For internal dispute resolution, you may contact,**

**Feedback Channel & Distribution Department**

18<sup>th</sup> Floor, Menara Bank Islam,  
No.22 Jalan Perak,  
50450 Kuala Lumpur.  
Fax: 03-2782 1337

**3. If you are dissatisfied with the outcome of the internal dispute resolution process, please refer your dispute to the Securities Industries Dispute Resolution Corporation (SIDREC):**

Tel : 03-2282 2280  
Fax : 03-2282-3855  
Email : [info@sidrec.com.my](mailto:info@sidrec.com.my)  
Letter : Securities Industry Dispute Resolution Center (SIDREC)  
Unit A-9-1, Level 9, Tower A,  
Menara UOA Bangsar,  
No. 5, Jalan Bangsar Utama 1,  
59000 Kuala Lumpur.

**4. You can also direct your complaint to the SC even if you have initiated a dispute resolution process with SIDREC. To make a complaint, please contact the SC's Investor Affairs & Complaints Department:**

Tel : 03-6204 8999  
Fax : 03-6204 8991  
Email : [aduan@seccom.com.my](mailto:aduan@seccom.com.my)  
Online form : [www.sc.com.my](http://www.sc.com.my)  
Letter : Consumer & Investor Office  
Securities Commission Malaysia,  
No 3 Persiaran Bukit Kiara,  
Bukit Kiara,  
50490 Kuala Lumpur.

**5. Federation of Investment Managers Malaysia (FIMM)'s Complaints Bureau:**

Tel : 03-2092 3800  
Fax : 03-2093 2700  
Email : [complaints@fimm.com.my](mailto:complaints@fimm.com.my)  
Online form : [www.fimm.com.my](http://www.fimm.com.my)  
Letter : Legal, Secretarial & Regulatory Affairs  
Federation of Investment Managers Malaysia  
19-06-1, 6<sup>th</sup> Floor, Wisma Tune,  
No. 19, Lorong Dungun,  
Damansara Heights,  
50490 Kuala Lumpur.

## APPENDIX: GLOSSARY

|                              |  |
|------------------------------|--|
| <b>“AAOIFI”</b>              | Accounting and Auditing Organization for Islamic Financial Institutions  |
| <b>“Business Day(s)”</b>     | A day on which the Bursa Malaysia is open for trading  |
| <b>“Class(es) of Units”</b>  | <p>Any class of Units representing similar interests in the assets of the Fund although a class of Units of the Fund may have different features from another class of Units of the same Fund and “Class” means any one class of Unit(s).</p> <p>Classes that will be offered for subscription by the Fund are as follows:</p> <ul style="list-style-type: none"> <li>• RM Class</li> <li>• USD Class</li> <li>• EUR Class</li> <li>• SGD Class</li> </ul> |
| <b>“ESG”</b>                 | Environmental, Social and Governance   |
| <b>“Fund”</b>                | BIMB-Arabesque Malaysia Shariah-ESG Equity Fund  |
| <b>“Medium to long term”</b> | Refers to 3 years or more.   |
| <b>“NAV”</b>                 | Net Asset Value  |
| <b>“SC”</b>                  | Securities Commission Malaysia   |
| <b>“The Manager”</b>         | BIMB Investment Management Berhad  |
| <b>“Units”</b>               | Units of the Fund  |
| <b>“Unit Holder(s)”</b>      | A person or persons registered as holder(s) of a Unit or Units of the Fund and whose name appears in the register of Unit Holders  |