


BIMB-ARABESQUE MALAYSIA SHARIAH-ESG EQUITY FUND

RM Class



LIPPERLEADER Fund Ratings*

Highest (5) (4) (3) (2) (1) Lowest

4 Total Return
4 Consistent Return
3 Preservation

* Source : The Edge Lipper, 07 September 2020

FUND MANAGER'S REVIEW

BIMB-Arabesque Malaysia Shariah-ESG Equity Fund returned 1.84% for the month of August 2020. On a MoM basis the fund had outperformed its benchmark by 3.92% for RM class.

In the month of August 2020, the Fund had invested 63.32% of its NAV into Malaysian-based equities. Most sectors contributed positively due to better performance of its stock mix listed on Bursa Malaysia during the month. Performances from foreign stocks were also positive with the MSCI All Country World Index up by 4.51% during the month of August in MYR terms. In terms of foreign country exposure, the Fund had invested its NAV in countries which include United State 12.0%, Japan 6.6%, Europe 5.2%, Hong Kong 2.0%, Australia 1.9% and China 1.5%.

The Fund intends to invest around 95% of its NAV into equity in every rebalancing exercise to stay invested in the market.

AWARDS & ACCOLADES

- BEST RISK-ADJUSTED RETURNS FOR ESG PRINCIPLE INVESTMENT FUND MANAGER 2020 & 2019, ALPHA SOUTHEAST ASIA
- BEST ISLAMIC ASSET & FUND MANAGER (MALAYSIA) 2020, 2019, 2018 & 2017, ALPHA SOUTHEAST ASIA
- BEST SHARIAH-ESG FUND MANAGER 2020, GLOBAL BUSINESS OUTLOOK FINANCE AWARDS
- MOST INNOVATIVE SHARIAH ESG SUKUK FUND - BIMB ESG SUKUK FUND (BSF) 2020, GLOBAL BUSINESS OUTLOOK FINANCE AWARDS
- ESG ASSET MANAGER OF THE YEAR 2019, THE ASSET TRIPLE A ISLAMIC FINANCE

BIMB INVESTMENT MANAGEMENT BERHAD

199301021508 (276246-X)



19th Floor, Menara Bank Islam
No 22, Jalan Perak, 50450 Kuala Lumpur
Malaysia



1800-88-1196



BIMBInvestCustomerCare@bankislam.com.my



www.bimbinvestment.com.my

INVESTMENT OBJECTIVE

The Fund seeks to achieve medium to long term capital appreciation.
Note: Medium to long term in this context refers to 3 years or more.

FUND INFORMATION

Fund Type	Growth
Investor's Risk Profile	Moderate to high
Financial Year End	31 May
Benchmark	70% of FBM KLCI Index + 30% of MSCI All Countries World Index
Launch Date	09 March 2017
Current Fund Size	NAV(MYR) 6,456,205.11 Units 22,820,643.16

FEES & CHARGES

Sales Charge	Up to 5.50% of the NAV per unit of the Fund
Annual Management Fee	Up to 1.50% per annum of the NAV of the Fund
Annual Trustee Fee	Up to 0.05% per annum of the NAV of the Fund

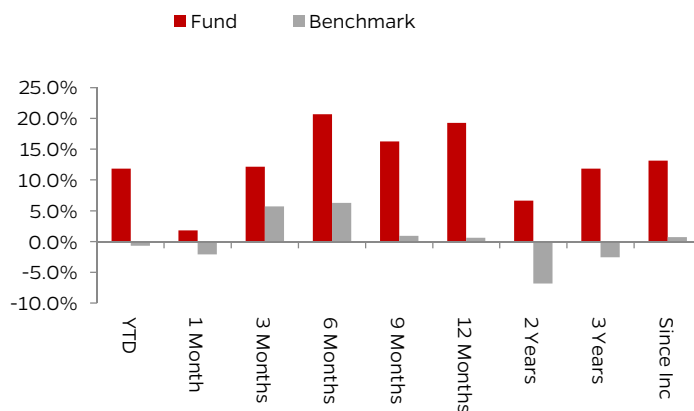
TRANSACTION & DISTRIBUTION

Minimum Initial Investment	RM 500.00
Minimum Additional Investment	RM 250.00
Distribution Policy	Distribution of income (if any) is incidental. Distributions, if any, are at the discretion of the Manager and will vary from time to time depending on the availability of realised income for distribution and performance of the Fund.

HIGHEST & LOWEST NAV

	Date	Price (MYR)
Current	31/08/2020	0.2829
Highest	08/01/2018	0.2754
Lowest	18/03/2020	0.1816

FUND PERFORMANCE*



BIMB-ARABESQUE MALAYSIA SHARIAH-ESG EQUITY FUND

RM Class

CUMULATIVE PERFORMANCE (%)*								
	YTD	1 Month	3 Month	6 Month	1 Year	2 Year	3 Year	Since Inception
Fund	11.86	1.84	12.17	20.69	19.27	6.63	11.82	13.16
Benchmark	(0.69)	(2.08)	5.72	6.27	0.60	(6.80)	(2.56)	0.73

CALENDAR YEAR PERFORMANCE (%)*		
2017	2018	2019
8.08	(14.88)	9.96

*Note: Performance figures are based on NAV per unit and the Fund's total return has been verified by Novagni Analytics and Advisory Sdn. Bhd. Past performance is not indicative of future performance.

TOP 10 HOLDINGS		ASSET ALLOCATION
SECURITIES NAME	NAV %	
MERCK & CO. INC	2.7	<p>Legend: Foreign Equity (Grey), Local Equity (Red), Cash (White)</p> <p>63.3% 29.8% 6.9%</p>
TOKYO ELECTRON LIMITED	2.6	
CHINA RESOURCES CEMENT HOLDINGS LIMITED	2.0	
CHUGAI PHARMACEUTICALS CO. LTD	1.7	
PADINI HOLDINGS BERHAD	1.6	
NESTLE (M) BERHAD	1.6	
REGENERON PHARMACEUTICAL. INC	1.6	
POS MALAYSIA BERHAD	1.6	
PETRONAS GAS BERHAD	1.6	
GREATECH TECHNOLOGY BERHAD	1.6	

BIMB-ARABESQUE MALAYSIA SHARIAH-ESG EQUITY FUND

RM Class

SECTOR ALLOCATION		COUNTRY ALLOCATION	
HEALTH CARE	17.7%	MALAYSIA	63.3%
INDUSTRIALS	17.6%	UNITED STATE	12.0%
INFORMATION TECHNOLOGY	16.4%	JAPAN	6.6%
MATERIALS	9.3%	EUROPE	5.2%
CONSUMER STAPLES	8.6%	HONG KONG	2.0%
COMMUNICATION SERVICES	5.1%	AUSTRALIA	1.9%
CONSUMER DISCRETIONARY	5.0%	CHINA	1.5%
REAL ESTATE	4.9%		
ENERGY	4.1%		
UTILITIES	3.0%		
FINANCIAL	0.6%		
HEALTH CARE	17.7%		

Based on the Fund's portfolio returns as at **10 August 2020**, the Volatility Factor (VF) for this Fund is **16.21** and is classified as "**High**". The VF means there is a possibility for the Fund in generating an upside return or downside return around this VF. The Volatility Class (VC) is assigned by Lipper based on quintile ranks of VF for qualified Funds. VF is subject to monthly revision and VC will be revised every six months. The Fund's portfolio may have changed since this date and there is no guarantee that the Fund will continue to have the same VF or VC in the future. Presently, only Funds launched in the market for at least 36 months will display the VF and its VC.

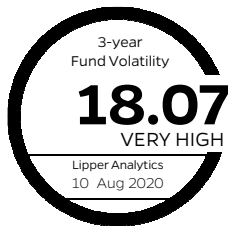
Lipper Ratings for Total Return reflect fund historic total return performance relative to peers. Lipper Ratings for Consistent Return reflect fund historical risk-adjusted returns relative to peers. Lipper Ratings for Preservation are relative, rather than absolute.

IMPORTANT INFORMATION:

- Investors are advised to read and understand the contents of the Prospectus of BIMB-Arabesque Malaysia Shariah-ESG Equity Fund dated 09 March 2017, its supplemental (if any) and the Fund's Product Highlight Sheet (PHS) before investing, which have been registered with the Securities Commission Malaysia (SC) who takes no responsibility for its contents. A copy of the Prospectus and PHS can be obtained from the Head Office of BIMB Investment Management Berhad or at www.bimbinvestment.com.my. The SC's approval or authorization, or the registration of the Prospectus should not be taken to indicate that the SC has recommended the fund. There are fees and charges involved and investors are advised to compare and consider them before investing in the Fund.
- Investments in the Fund are exposed to risks, please refer to the Prospectus for detailed information. Investors are advised to consider the risks in the fund and should make their own risk assessment and seek professional advice, where necessary, prior to investing. Investors should also note that the price of units and distribution payables, if any, may go down as well as up.
- Investors are also advised that, where a unit split/distribution is declared, the NAV per unit will be reduced from pre-unit split NAV/cum-distribution NAV to post-unit split NAV/ex-distribution NAV. Where a unit split is declared, the value of their investment in Malaysian Ringgit will remain unchanged after the distribution of the additional units.
- Any issue of units to which the Prospectus relates will only be made upon receipt of the completed application form referred to in and accompanying the Prospectus, subject to the terms and condition therein.
- This fund factsheet is prepared for information purposes only. It does not have regard to the specific investment objectives or the financial situation needs of any specific person who may receive it. Neither the information nor any opinions expressed constitute an offer, or an invitation to make an offer to buy or sell any securities or unit trust. The information contained herein has been obtained from sources believed in good faith to be reliable, however, no guarantee is given in its accuracy or completeness. All opinions in respect of market review, fund review and outlook constitute the Manager's judgments as of the date of the issuance of this factsheet and are subject to change without notice. Past performance is not necessarily a guide for future performance and income distributions are not guaranteed. Returns may vary from year to year.

BIMB-ARABESQUE MALAYSIA SHARIAH-ESG EQUITY FUND

USD Class



LIPPERLEADER Fund Ratings*

Highest (5) (4) (3) (2) (1) Lowest

- 4 Total Return
- 4 Consistent Return
- 3 Preservation

* Source : The Edge Lipper, 07 September 2020

FUND MANAGER'S REVIEW

BIMB-Arabesque Malaysia Shariah-ESG Equity Fund returned 3.76% for the month of August 2020. On a MoM basis the fund had underperformed its benchmark by 5.27% for USD class.

In the month of August 2020, the Fund had invested 63.32% of its NAV into Malaysian-based equities. Most sectors contributed positively due to better performance of its stock mix listed on Bursa Malaysia during the month. Performances from foreign stocks were also positive with the MSCI All Country World Index up by 6.41% during the month of August in USD terms. In terms of foreign country exposure, the Fund had invested its NAV in countries which include United State 12.0%, Japan 6.6%, Europe 5.2%, Hong Kong 2.0%, Australia 1.9% and China 1.5%.

The Fund intends to invest around 95% of its NAV into equity in every rebalancing exercise to stay invested in the market.

CURRENCY EXCHANGE RATE

USD 1 = MYR 0.2401

AWARDS & ACCOLADES

- BEST RISK-ADJUSTED RETURNS FOR ESG PRINCIPLE INVESTMENT FUND MANAGER 2020 & 2019, ALPHA SOUTHEAST ASIA
- BEST ISLAMIC ASSET & FUND MANAGER (MALAYSIA) 2020, 2019, 2018 & 2017, ALPHA SOUTHEAST ASIA
- BEST SHARIAH-ESG FUND MANAGER 2020, GLOBAL BUSINESS OUTLOOK FINANCE AWARDS
- MOST INNOVATIVE SHARIAH ESG SUKUK FUND – BIMB ESG SUKUK FUND (BSF) 2020, GLOBAL BUSINESS OUTLOOK FINANCE AWARDS
- ESG ASSET MANAGER OF THE YEAR 2019, THE ASSET TRIPLE A ISLAMIC FINANCE

INVESTMENT OBJECTIVE

The Fund seeks to achieve medium to long term capital appreciation. Note: Medium to long term in this context refers to 3 years or more.

FUND INFORMATION

Fund Type	Growth
Investor's Risk Profile	Moderate to high
Financial Year End	31 May
Benchmark	70% of FBM KLCI Index + 30% of MSCI All Countries World Index
Launch Date	09 March 2017
Current Fund Size	NAV(USD) 1,870.92 Units 6,224.70

FEES & CHARGES

Sales Charge	Up to 5.50% of the NAV per unit of the Fund
Annual Management Fee	Up to 1.50% per annum of the NAV of the Fund
Annual Trustee Fee	Up to 0.05% per annum of the NAV of the Fund

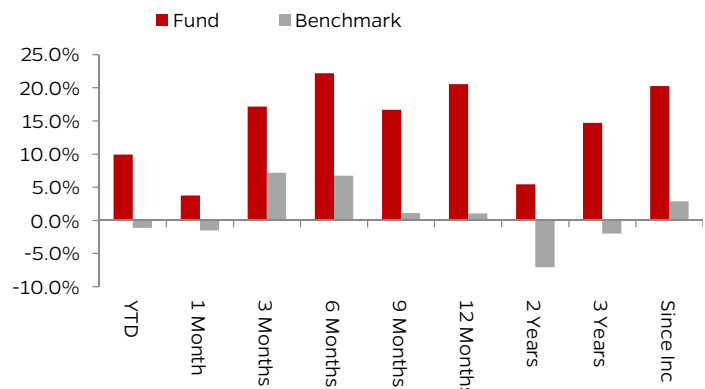
TRANSACTION & DISTRIBUTION

Minimum Initial Investment	USD 500.00
Minimum Additional Investment	USD 250.00
Distribution Policy	Distribution of income (if any) is incidental. Distributions, if any, are at the discretion of the Manager and will vary from time to time depending on the availability of realised income for distribution and performance of the Fund.

HIGHEST & LOWEST NAV

	Date	Price (USD)
Current	31/08/2020	0.3006
Highest	26/01/2018	0.3077
Lowest	19/03/2020	0.1820

FUND PERFORMANCE*



BIMB INVESTMENT MANAGEMENT BERHAD

199301021508 (276246-X)



19th Floor, Menara Bank Islam
No 22, Jalan Perak, 50450 Kuala Lumpur
Malaysia



1800-88-1196



BIMBInvestCustomerCare@bankislam.com.my



www.bimbinvestment.com.my

BIMB-ARABESQUE MALAYSIA SHARIAH-ESG EQUITY FUND

USD Class

CUMULATIVE PERFORMANCE (%)*								
	YTD	1 Month	3 Month	6 Month	1 Year	2 Year	3 Year	Since Inception
Fund	9.95	3.76	17.19	22.20	20.53	5.44	14.73	20.24
Benchmark	(1.14)	(1.51)	7.16	6.73	1.08	(7.03)	(2.00)	2.90

CALENDAR YEAR PERFORMANCE(%)*		
2017	2018	2019
17.68	(16.35)	11.09

*Note: Performance figures are based on NAV per unit and the Fund's total return has been verified by Novagni Analytics and Advisory Sdn. Bhd. Past performance is not indicative of future performance.

TOP 10 HOLDINGS		ASSET ALLOCATION
SECURITIES NAME	NAV %	
MERCK & CO. INC	2.7	<p>Legend: Foreign Equity (Grey), Local Equity (Red), Cash (White)</p> <p>63.3% (Foreign Equity), 29.8% (Local Equity), 6.9% (Cash)</p>
TOKYO ELECTRON LIMITED	2.6	
CHINA RESOURCES CEMENT HOLDINGS LIMITED	2.0	
CHUGAI PHARMACEUTICALS CO. LTD	1.7	
PADINI HOLDINGS BERHAD	1.6	
NESTLE (M) BERHAD	1.6	
REGENERON PHARMACEUTICAL. INC	1.6	
POS MALAYSIA BERHAD	1.6	
PETRONAS GAS BERHAD	1.6	
GREATECH TECHNOLOGY BERHAD	1.6	

BIMB-ARABESQUE MALAYSIA SHARIAH-ESG EQUITY FUND

USD Class

SECTOR ALLOCATION		COUNTRY ALLOCATION	
HEALTH CARE	17.7%	MALAYSIA	63.3%
INDUSTRIALS	17.6%	UNITED STATE	12.0%
INFORMATION TECHNOLOGY	16.4%	JAPAN	6.6%
MATERIALS	9.3%	EUROPE	5.2%
CONSUMER STAPLES	8.6%	HONG KONG	2.0%
COMMUNICATION SERVICES	5.1%	AUSTRALIA	1.9%
CONSUMER DISCRETIONARY	5.1%	CHINA	1.5%
REAL ESTATE	5.0%		
ENERGY	4.1%		
UTILITIES	3.0%		
FINANCIAL	0.6%		

Based on the Fund's portfolio returns as at **10 August 2020**, the Volatility Factor (VF) for this Fund is **18.07** and is classified as **"Very High"**. The VF means there is a possibility for the Fund in generating an upside return or downside return around this VF. The Volatility Class (VC) is assigned by Lipper based on quintile ranks of VF for qualified Funds. VF is subject to monthly revision and VC will be revised every six months. The Fund's portfolio may have changed since this date and there is no guarantee that the Fund will continue to have the same VF or VC in the future. Presently, only Funds launched in the market for at least 36 months will display the VF and its VC.


Lipper Ratings for Total Return reflect fund historic total return performance relative to peers. Lipper Ratings for Consistent Return reflect fund historical risk-adjusted returns relative to peers. Lipper Ratings for Preservation are relative, rather than absolute.

IMPORTANT INFORMATION:

- Investors are advised to read and understand the contents of the Prospectus of BIMB-Arabesque Malaysia Shariah-ESG Equity Fund dated 09 March 2017, its supplemental (if any) and the Fund's Product Highlight Sheet (PHS) before investing, which have been registered with the Securities Commission Malaysia (SC) who takes no responsibility for its contents. A copy of the Prospectus and PHS can be obtained from the Head Office of BIMB Investment Management Berhad or at www.bimbinvestment.com.my. The SC's approval or authorization, or the registration of the Prospectus should not be taken to indicate that the SC has recommended the fund. There are fees and charges involved and investors are advised to compare and consider them before investing in the Fund.
- Investments in the Fund are exposed to risks, please refer to the Prospectus for detailed information. Investors are advised to consider the risks in the fund and should make their own risk assessment and seek professional advice, where necessary, prior to investing. Investors should also note that the price of units and distribution payables, if any, may go down as well as up.
- Investors are also advised that, where a unit split/distribution is declared, the NAV per unit will be reduced from pre-unit split NAV/cum-distribution NAV to post-unit split NAV/ex-distribution NAV. Where a unit split is declared, the value of their investment in Malaysian Ringgit will remain unchanged after the distribution of the additional units.
- Any issue of units to which the Prospectus relates will only be made upon receipt of the completed application form referred to in and accompanying the Prospectus, subject to the terms and condition therein.
- This fund factsheet is prepared for information purposes only. It does not have regard to the specific investment objectives or the financial situation needs of any specific person who may receive it. Neither the information nor any opinions expressed constitute an offer, or an invitation to make an offer to buy or sell any securities or unit trust. The information contained herein has been obtained from sources believed in good faith to be reliable, however, no guarantee is given in its accuracy or completeness. All opinions in respect of market review, fund review and outlook constitute the Manager's judgments as of the date of the issuance of this factsheet and are subject to change without notice. Past performance is not necessarily a guide for future performance and income distributions are not guaranteed. Returns may vary from year to year.

BIMB-ARABESQUE MALAYSIA SHARIAH-ESG EQUITY FUND

SGD Class



LIPPERLEADER Fund Ratings*

Highest (5) (4) (3) (2) (1) Lowest

4 Total Return
4 Consistent Return
3 Preservation

* Source : The Edge Lipper, 07 September 2020

FUND MANAGER'S REVIEW

BIMB-Arabesque Malaysia Shariah-ESG Equity Fund returned 2.64% for the month of August 2020. On a MoM basis the fund had outperformed its benchmark by 4.51% for SGD class.

In the month of August 2020, the Fund had invested 63.32% of its NAV into Malaysian-based equities. Most sectors contributed positively due to better performance of its stock mix listed on Bursa Malaysia during the month. Performances from foreign stocks were also positive with the MSCI All Country World Index up by 5.18% during the month of August in SGD terms. In terms of foreign country exposure, the Fund had invested its NAV in countries which include United State 12.0%, Japan 6.6%, Europe 5.2%, Hong Kong 2.0%, Australia 1.9% and China 1.5%.

The Fund intends to invest around 95% of its NAV into equity in every rebalancing exercise to stay invested in the market.

CURRENCY EXCHANGE RATE

SGD 1 = MYR 0.3260

AWARDS & ACCOLADES

- BEST RISK-ADJUSTED RETURNS FOR ESG PRINCIPLE INVESTMENT FUND MANAGER 2020 & 2019, ALPHA SOUTHEAST ASIA
- BEST ISLAMIC ASSET & FUND MANAGER (MALAYSIA) 2020, 2019, 2018 & 2017, ALPHA SOUTHEAST ASIA
- BEST SHARIAH-ESG FUND MANAGER 2020, GLOBAL BUSINESS OUTLOOK FINANCE AWARDS
- MOST INNOVATIVE SHARIAH ESG SUKUK FUND – BIMB ESG SUKUK FUND (BSF) 2020, GLOBAL BUSINESS OUTLOOK FINANCE AWARDS
- ESG ASSET MANAGER OF THE YEAR 2019, THE ASSET TRIPLE A ISLAMIC FINANCE

INVESTMENT OBJECTIVE

The Fund seeks to achieve medium to long term capital appreciation. Note: Medium to long term in this context refers to 3 years or more.

FUND INFORMATION

Fund Type	Growth
Investor's Risk Profile	Moderate to high
Financial Year End	31 May
Benchmark	70% of FBM KLCI Index + 30% of MSCI All Countries World Index
Launch Date	09 March 2017
Current Fund Size	NAV(SGD) 1,146.01 Units 3,927.73

FEES & CHARGES

Sales Charge	Up to 5.50% of the NAV per unit of the Fund
Annual Management Fee	Up to 1.50% per annum of the NAV of the Fund
Annual Trustee Fee	Up to 0.05% per annum of the NAV of the Fund

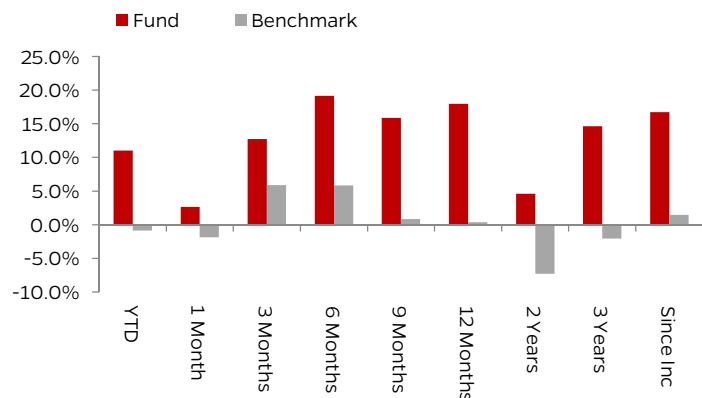
TRANSACTION & DISTRIBUTION

Minimum Initial Investment	SGD 500.00
Minimum Additional Investment	SGD 250.00
Distribution Policy	Distribution of income (if any) is incidental. Distributions, if any, are at the discretion of the Manager and will vary from time to time depending on the availability of realised income for distribution and performance of the Fund.

HIGHEST & LOWEST NAV

	Date	Price (SGD)
Current	31/08/2020	0.2918
Highest	08/01/2018	0.2899
Lowest	19/03/2020	0.1887

FUND PERFORMANCE*



BIMB INVESTMENT MANAGEMENT BERHAD

199301021508 (276246-X)

19th Floor, Menara Bank Islam
No 22, Jalan Perak, 50450 Kuala Lumpur
Malaysia

1800-88-1196

BIMBInvestCustomerCare@bankislam.com.my

www.bimbinvestment.com.my

BIMB-ARABESQUE MALAYSIA SHARIAH-ESG EQUITY FUND

SGD Class

CUMULATIVE PERFORMANCE (%)*								
	YTD	1 Month	3 Month	6 Month	1 Year	2 Year	3 Year	Since Inception
Fund	11.04	2.64	12.71	19.15	17.95	4.59	14.61	16.72
Benchmark	(0.89)	(1.87)	5.86	5.85	0.36	(7.30)	(2.04)	1.47

CALENDAR YEAR PERFORMANCE (%)*		
2017	2018	2019
12.32	(16.35)	9.64

*Note: Performance figures are based on NAV per unit and the Fund's total return has been verified by Novagni Analytics and Advisory Sdn. Bhd. Past performance is not indicative of future performance.

TOP 10 HOLDINGS		ASSET ALLOCATION
SECURITIES NAME	NAV %	
MERCK & CO. INC	2.7	<p>Legend: Foreign Equity (Grey), Local Equity (Red), Cash (White)</p> <p>63.3% Foreign Equity, 29.8% Local Equity, 6.9% Cash</p>
TOKYO ELECTRON LIMITED	2.6	
CHINA RESOURCES CEMENT HOLDINGS LIMITED	2.0	
CHUGAI PHARMACEUTICALS CO. LTD	1.7	
PADINI HOLDINGS BERHAD	1.6	
NESTLE (M) BERHAD	1.6	
REGENERON PHARMACEUTICAL. INC	1.6	
POS MALAYSIA BERHAD	1.6	
PETRONAS GAS BERHAD	1.6	
GREATECH TECHNOLOGY BERHAD	1.6	

BIMB-ARABESQUE MALAYSIA SHARIAH-ESG EQUITY FUND

SGD Class

SECTOR ALLOCATION		COUNTRY ALLOCATION	
HEALTH CARE	17.7%	MALAYSIA	63.3%
INDUSTRIALS	17.6%	UNITED STATE	12.0%
INFORMATION TECHNOLOGY	16.4%	JAPAN	6.6%
MATERIALS	9.3%	EUROPE	5.2%
CONSUMER STAPLES	8.6%	HONG KONG	2.0%
COMMUNICATION SERVICES	5.1%	AUSTRALIA	1.9%
CONSUMER DISCRETIONARY	5.0%	CHINA	1.5%
REAL ESTATE	4.9%		
ENERGY	4.1%		
UTILITIES	3.0%		
FINANCIAL	0.6%		

Based on the Fund's portfolio returns as at **10 August 2020**, the Volatility Factor (VF) for this Fund is **15.87** and is classified as "**High**". The VF means there is a possibility for the Fund in generating an upside return or downside return around this VF. The Volatility Class (VC) is assigned by Lipper based on quintile ranks of VF for qualified Funds. VF is subject to monthly revision and VC will be revised every six months. The Fund's portfolio may have changed since this date and there is no guarantee that the Fund will continue to have the same VF or VC in the future. Presently, only Funds launched in the market for at least 36 months will display the VF and its VC.


Lipper Ratings for Total Return reflect fund historic total return performance relative to peers. Lipper Ratings for Consistent Return reflect fund historical risk-adjusted returns relative to peers. Lipper Ratings for Preservation are relative, rather than absolute.

IMPORTANT INFORMATION:

- Investors are advised to read and understand the contents of the Prospectus of BIMB-Arabesque Malaysia Shariah-ESG Equity Fund dated 09 March 2017, its supplemental (if any) and the Fund's Product Highlight Sheet (PHS) before investing, which have been registered with the Securities Commission Malaysia (SC) who takes no responsibility for its contents. A copy of the Prospectus and PHS can be obtained from the Head Office of BIMB Investment Management Berhad or at www.bimbinvestment.com.my. The SC's approval or authorization, or the registration of the Prospectus should not be taken to indicate that the SC has recommended the fund. There are fees and charges involved and investors are advised to compare and consider them before investing in the Fund.
- Investments in the Fund are exposed to risks, please refer to the Prospectus for detailed information. Investors are advised to consider the risks in the fund and should make their own risk assessment and seek professional advice, where necessary, prior to investing. Investors should also note that the price of units and distribution payables, if any, may go down as well as up.
- Investors are also advised that, where a unit split/distribution is declared, the NAV per unit will be reduced from pre-unit split NAV/cum-distribution NAV to post-unit split NAV/ex-distribution NAV. Where a unit split is declared, the value of their investment in Malaysian Ringgit will remain unchanged after the distribution of the additional units.
- Any issue of units to which the Prospectus relates will only be made upon receipt of the completed application form referred to in and accompanying the Prospectus, subject to the terms and condition therein.
- This fund factsheet is prepared for information purposes only. It does not have regard to the specific investment objectives or the financial situation needs of any specific person who may receive it. Neither the information nor any opinions expressed constitute an offer, or an invitation to make an offer to buy or sell any securities or unit trust. The information contained herein has been obtained from sources believed in good faith to be reliable, however, no guarantee is given in its accuracy or completeness. All opinions in respect of market review, fund review and outlook constitute the Manager's judgments as of the date of the issuance of this factsheet and are subject to change without notice. Past performance is not necessarily a guide for future performance and income distributions are not guaranteed. Returns may vary from year to year.

BIMB-ARABESQUE MALAYSIA SHARIAH-ESG EQUITY FUND

EUR Class



LIPPERLEADER Fund Ratings*

Highest (5) (4) (3) (2) (1) Lowest

- 4 Total Return
- 4 Consistent Return
- 3 Preservation

* Source : The Edge Lipper, 07 September 2020

FUND MANAGER'S REVIEW

BIMB-Arabesque Malaysia Shariah-ESG Equity Fund returned 3.22% for the month of August 2020. On a MoM basis the fund had outperformed its benchmark by 4.96% for EUR class.

In the month of August 2020, the Fund had invested 63.32% of its NAV into Malaysian-based equities. Most sectors contributed positively due to better performance of its stock mix listed on Bursa Malaysia during the month. Performances from foreign stocks were also positive with the MSCI All Country World Index up by 5.64% during the month of August in EUR terms. In terms of foreign country exposure, the Fund had invested its NAV in countries which include United State 12.0%, Japan 6.6%, Europe 5.2%, Hong Kong 2.0%, Australia 1.9% and China 1.5%.

The Fund intends to invest around 95% of its NAV into equity in every rebalancing exercise to stay invested in the market.

CURRENCY EXCHANGE RATE

EUR 1 = MYR 0.2017

AWARDS & ACCOLADES

- BEST RISK-ADJUSTED RETURNS FOR ESG PRINCIPLE INVESTMENT FUND MANAGER 2020 & 2019, ALPHA SOUTHEAST ASIA
- BEST ISLAMIC ASSET & FUND MANAGER (MALAYSIA) 2020, 2019, 2018 & 2017, ALPHA SOUTHEAST ASIA
- BEST SHARIAH-ESG FUND MANAGER 2020, GLOBAL BUSINESS OUTLOOK FINANCE AWARDS
- MOST INNOVATIVE SHARIAH ESG SUKUK FUND - BIMB ESG SUKUK FUND (BSF) 2020, GLOBAL BUSINESS OUTLOOK FINANCE AWARDS
- ESG ASSET MANAGER OF THE YEAR 2019, THE ASSET TRIPLE A ISLAMIC FINANCE

BIMB INVESTMENT MANAGEMENT BERHAD
199301021508 (276246-X)

19th Floor, Menara Bank Islam
No 22, Jalan Perak, 50450 Kuala Lumpur
Malaysia

1800-88-1196

BIMBInvestCustomerCare@bankislam.com.my

www.bimbinvestment.com.my

INVESTMENT OBJECTIVE

The Fund seeks to achieve medium to long term capital appreciation. Note: Medium to long term in this context refers to 3 years or more.

FUND INFORMATION

Fund Type	Growth
Investor's Risk Profile	Moderate to high
Financial Year End	31 May
Benchmark	70% of FBM KLCI Index + 30% of MSCI All Countries World Index
Launch Date	09 March 2017
Current Fund Size	NAV(EUR) 1,077.69 Units 4,000.00

FEES & CHARGES

Sales Charge	Up to 5.50% of the NAV per unit of the Fund
Annual Management Fee	Up to 1.50% per annum of the NAV of the Fund
Annual Trustee Fee	Up to 0.05% per annum of the NAV of the Fund

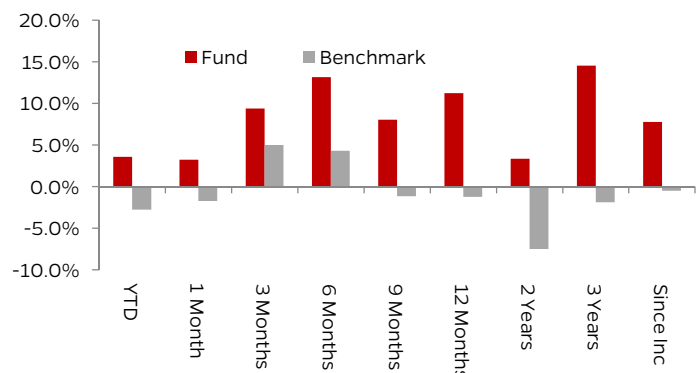
TRANSACTION & DISTRIBUTION

Minimum Initial Investment	EUR 500.00
Minimum Additional Investment	EUR 250.00
Distribution Policy	Distribution of income (if any) is incidental. Distributions, if any, are at the discretion of the Manager and will vary from time to time depending on the availability of realised income for distribution and performance of the Fund.

HIGHEST & LOWEST NAV

	Date	Price (EUR)
Current	31/08/2020	0.2694
Highest	08/01/2018	0.2712
Lowest	23/03/2020	0.1815

FUND PERFORMANCE*



BIMB-ARABESQUE MALAYSIA SHARIAH-ESG EQUITY FUND
EUR Class

CUMULATIVE PERFORMANCE (%)*								
	YTD	1 Month	3 Month	6 Month	1 Year	2 Year	3 Year	Since Inception
Fund	3.58	3.22	9.38	13.15	11.23	3.34	14.54	7.76
Benchmark	(2.79)	(1.74)	4.99	4.30	(1.24)	(7.52)	(1.88)	(0.50)

CALENDAR YEAR PERFORMANCE (%)*		
2017	2018	2019
4.60	(12.43)	13.58

*Note: Performance figures are based on NAV per unit and the Fund's total return has been verified by Novagni Analytics and Advisory Sdn. Bhd. Past performance is not indicative of future performance.

TOP 10 HOLDINGS		ASSET ALLOCATION
SECURITIES NAME	NAV %	
MERCK & CO. INC	2.7	<p>Legend: Foreign Equity (grey), Local Equity (red), Cash (light grey)</p> <p>63.3% (Foreign Equity), 29.8% (Local Equity), 6.9% (Cash)</p>
TOKYO ELECTRON LIMITED	2.6	
CHINA RESOURCES CEMENT HOLDINGS LIMITED	2.0	
CHUGAI PHARMACEUTICALS CO. LTD	1.7	
PADINI HOLDINGS BERHAD	1.6	
NESTLE (M) BERHAD	1.6	
REGENERON PHARMACEUTICAL. INC	1.6	
POS MALAYSIA BERHAD	1.6	
PETRONAS GAS BERHAD	1.6	
GREATECH TECHNOLOGY BERHAD	1.6	

BIMB-ARABESQUE MALAYSIA SHARIAH-ESG EQUITY FUND

EUR Class

SECTOR ALLOCATION		COUNTRY ALLOCATION	
HEALTH CARE	17.7%	MALAYSIA	63.3%
INDUSTRIALS	17.6%	UNITED STATE	12.0%
INFORMATION TECHNOLOGY	16.4%	JAPAN	6.6%
MATERIALS	9.3%	EUROPE	5.2%
CONSUMER STAPLES	8.6%	HONG KONG	2.0%
COMMUNICATION SERVICES	5.1%	AUSTRALIA	1.9%
CONSUMER DISCRETIONARY	5.0%	CHINA	1.5%
REAL ESTATE	4.9%		
ENERGY	4.1%		
UTILITIES	3.0%		
FINANCIAL	0.6%		
HEALTH CARE	17.7%		

Based on the Fund's portfolio returns as at **10 August 2020**, the Volatility Factor (VF) for this Fund is **16.32** and is classified as "**High**". The VF means there is a possibility for the Fund in generating an upside return or downside return around this VF. The Volatility Class (VC) is assigned by Lipper based on quintile ranks of VF for qualified Funds. VF is subject to monthly revision and VC will be revised every six months. The Fund's portfolio may have changed since this date and there is no guarantee that the Fund will continue to have the same VF or VC in the future. Presently, only Funds launched in the market for at least 36 months will display the VF and its VC.

Lipper Ratings for Total Return reflect fund historic total return performance relative to peers. Lipper Ratings for Consistent Return reflect fund historical risk-adjusted returns relative to peers. Lipper Ratings for Preservation are relative, rather than absolute.

IMPORTANT INFORMATION:

- Investors are advised to read and understand the contents of the Prospectus of BIMB-Arabesque Malaysia Shariah-ESG Equity Fund dated 09 March 2017, its supplemental (if any) and the Fund's Product Highlight Sheet (PHS) before investing, which have been registered with the Securities Commission Malaysia (SC) who takes no responsibility for its contents. A copy of the Prospectus and PHS can be obtained from the Head Office of BIMB Investment Management Berhad or at www.bimbinvestment.com.my. The SC's approval or authorization, or the registration of the Prospectus should not be taken to indicate that the SC has recommended the fund. There are fees and charges involved and investors are advised to compare and consider them before investing in the Fund.
- Investments in the Fund are exposed to risks, please refer to the Prospectus for detailed information. Investors are advised to consider the risks in the fund and should make their own risk assessment and seek professional advice, where necessary, prior to investing. Investors should also note that the price of units and distribution payables, if any, may go down as well as up.
- Investors are also advised that, where a unit split/distribution is declared, the NAV per unit will be reduced from pre-unit split NAV/cum-distribution NAV to post-unit split NAV/ex-distribution NAV. Where a unit split is declared, the value of their investment in Malaysian Ringgit will remain unchanged after the distribution of the additional units.
- Any issue of units to which the Prospectus relates will only be made upon receipt of the completed application form referred to in and accompanying the Prospectus, subject to the terms and condition therein.
- This fund factsheet is prepared for information purposes only. It does not have regard to the specific investment objectives or the financial situation needs of any specific person who may receive it. Neither the information nor any opinions expressed constitute an offer, or an invitation to make an offer to buy or sell any securities or unit trust. The information contained herein has been obtained from sources believed in good faith to be reliable, however, no guarantee is given in its accuracy or completeness. All opinions in respect of market review, fund review and outlook constitute the Manager's judgments as of the date of the issuance of this factsheet and are subject to change without notice. Past performance is not necessarily a guide for future performance and income distributions are not guaranteed. Returns may vary from year to year.