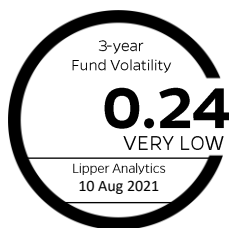


BIMB DANA AL-FAKHIM



FUND MANAGER'S REVIEW

The Fund's performance for the month was 0.14% thereby outperforming its benchmark return of 0.10%.

The money market rate for overnight is 1.55% per annum while the 1-month rate is between 1.70% to 1.75% per annum. The 3-month to 12-month rates are between 1.85% to 2.05% per annum.

BNM left the overnight policy rate (OPR) unchanged at 1.75% during its fourth MPC meeting this year held in August 2021. There was no urgency for BNM to ease monetary policy following the government's recent launch of the Pemulihan fiscal package that includes a fresh round of loan moratorium.

As the Fund's focus is on liquidity, we will continue to invest in money market placements and extend the placement duration for yield enhancement.

AWARDS & ACCOLADES

- BEST RISK-ADJUSTED RETURNS FOR ESG PRINCIPLE INVESTMENT FUND MANAGER 2021, 2020 & 2019, ALPHA SOUTHEAST ASIA
- BEST ISLAMIC ASSET & FUND MANAGER (MALAYSIA) 2021, 2020, 2019, 2018 & 2017, ALPHA SOUTHEAST ASIA
- BEST SHARIAH-ESG FUND MANAGER 2020, GLOBAL BUSINESS OUTLOOK FINANCE AWARDS
- MOST INNOVATIVE SHARIAH ESG SUKUK FUND – BIMB ESG SUKUK FUND (BSF) 2020, GLOBAL BUSINESS OUTLOOK FINANCE AWARDS
- ESG ASSET MANAGER OF THE YEAR 2019, THE ASSET TRIPLE A ISLAMIC FINANCE
- BEST ESG EQUITY FUND 2020 – BIMB ARABESQUE iGLOBAL DIVIDEND FUND, THE ASSET TRIPLE A ISLAMIC FINANCE
- BEST ESG SUKUK FUND 2020 – BIMB ESG SUKUK, THE ASSET TRIPLE A ISLAMIC FINANCE
- BEST SHARIAH –ESG FUND MANAGER MALAYSIA 2020, INTERNATIONAL BUSINESS MAGAZINE
- BEST ISLAMIC FUND MANAGER MALAYSIA 2020, INTERNATIONAL BUSINESS MAGAZINE
- THE E-COMMERCE – FINANCIAL SERVICES AWARD, MALAYSIA TECHNOLOGY EXCELLENCE AWARDS 2020
- BEST FINTECH ROBO MOBILE APPLICATION, THE TRIPLE A ISLAMIC FINANCE AWARDS 2021
- BEST ISLAMIC FUND HOUSE IN ASEAN, I & M PROFESSIONAL INVESTMENT AWARDS 2021

INVESTMENT OBJECTIVE

The Fund seeks to provide a regular* stream of income by investing in short-term Sukuk, Islamic money market instruments and placement in short-term Islamic deposits.

*Note: The Fund shall distribute income (if any) on a monthly basis. The distribution of income will automatically be reinvested. Hence, Unit Holders will receive additional units from the reinvestment of income distribution.

FUND INFORMATION

Fund Type	Income
Investor's Risk Profile	Low
Financial Year End	31 August
Benchmark	1 month TDT-i of Bank Islam
Launch Date	27 December 2001
Current Fund Size	NAV(RM) 506,872,496.41 Units 978,369,592.03

FEES & CHARGES

Sales Charge	NIL
Annual Management Fee	0.50% per annum of the NAV of the Fund
Annual Trustee Fee	0.02% per annum of the NAV of the Fund, subject to a minimum of RM18,000

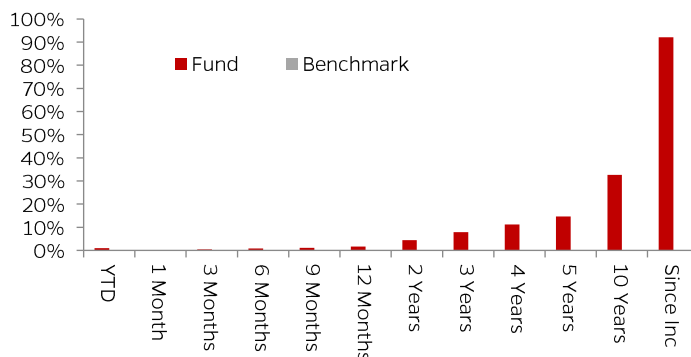
TRANSACTION & DISTRIBUTION

Minimum Initial Investment	RM 1,000.00
Minimum Additional Investment	RM 100.00
Distribution Policy	The Fund shall distribute income* (if any) on a monthly basis. * Note : The distribution of income will automatically be reinvested. Hence, Unit Holders will receive additional Units from the reinvestment of income distribution.

HIGHEST & LOWEST NAV

	Date	Price (RM)
Current	31/08/2021	0.5181
Highest	29/08/2005	0.5531
Lowest	31/08/2007	0.4845

FUND PERFORMANCE*



BIMB INVESTMENT MANAGEMENT BERHAD
199301021508 (276246-X)

19th Floor, Menara Bank Islam
No 22, Jalan Perak, 50450 Kuala Lumpur
Malaysia
1800-88-1196

BIMBInvestCustomerCare@bankislam.com.my

www.bimbinvestment.com.my

BIMB DANA AL-FAKHIM
CUMULATIVE PERFORMANCE (%)*

	YTD	1 Month	3 Month	6 Month	1 Year	3 Year	5 Year	Since Inception
Fund	1.05	0.14	0.39	0.81	1.67	7.91	14.61	92.13
Benchmark	0.83	0.10	0.31	0.62	1.25	5.81	11.01	51.32

*Note: Performance figures are based on NAV per unit and the Fund's total return has been verified by Novagni Analytics and Advisory Sdn. Bhd. Past performance is not indicative of future performance.

INCOME DISTRIBUTIONS

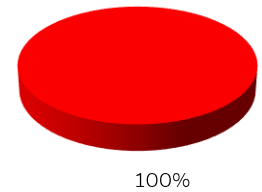
	Monthly March 2021	Monthly April 2021	Monthly May 2021	Monthly June 2021	Monthly July 2021
Net Distribution (Sen/Unit)	0.06	0.07	0.07	0.07	0.07
Net Distribution Yield (%)	0.12%	0.14%	0.14%	0.14%	0.14%
Total Return (%)	0.15%	0.14%	0.14%	0.12%	0.14%
Benchmark (%)	0.10%	0.10%	0.10%	0.10%	0.10%

TOP SECTOR

INSTRUMENT NAME	NAV (%)
MONEY MARKET AND CASH	100

ASSET ALLOCATION

■ MONEY MARKET + CASH


TOP 5 HOLDINGS

FINANCIAL INSTITUTIONS NAME	NAV (%)
CIMB ISLAMIC BANK	18.6%
MBSB BANK BHD	18.2%
RHB ISLAMIC BANK	15.7%
ALRAJHI BANKING & INVESTMENT	13.6%
KUWAIT FINANCE HOUSE	13.0%

Based on the Fund's portfolio returns as at **10 August 2021**, the Volatility Factor (VF) for this Fund is **0.24** and is classified as "**Very Low**". The VF means there is a possibility for the Fund in generating an upside return or downside return around this VF. The Volatility Class (VC) is assigned by Lipper based on quintile ranks of VF for qualified Funds. VF is subject to monthly revision and VC will be revised every six months. The Fund's portfolio may have changed since this date and there is no guarantee that the Fund will continue to have the same VF or VC in the future. Presently, only Funds launched in the market for at least 36 months will display the VF and its VC.

Lipper Ratings for Total Return reflect fund historic total return performance relative to peers. Lipper Ratings for Consistent Return reflect fund historical risk-adjusted returns relative to peers. Lipper Ratings for Preservation are relative, rather than absolute.

IMPORTANT INFORMATION:

- Investors are advised to read and understand the contents of the Replacement Master Prospectus dated 20 May 2020, its supplemental (if any) and the Fund's Product Highlight Sheet (PHS) before investing, which have been registered with the Securities Commission Malaysia (SC) who takes no responsibility for its contents. A copy of the Master Prospectus and PHS can be obtained from the Head Office of BIMB Investment Management Berhad or at www.bimbinvestment.com.my. The SC's approval or authorization, or the registration of the Master Prospectus should not be taken to indicate that the SC has recommended the Fund. This Fund Fact Sheet has not been reviewed by the SC.
- There are fees and charges involved and investors are advised to compare and consider them before investing in the Fund. Investments in the Fund are exposed to risks, please refer to the Master Prospectus for detailed information. Investors are advised to consider the risks in the Fund and should make their own risk assessment and seek professional advice, where necessary, prior to investing. Investors should also note that the price of units and distribution payables, if any, may go down as well as up.
- Investors are also advised that, where a unit split/distribution is declared, the NAV per unit will be reduced from pre-unit split NAV/cum-distribution NAV to post-unit split NAV/ex-distribution NAV. Where a unit split is declared, the value of their investment in Malaysian Ringgit will remain unchanged after the distribution of the additional units.
- Any issue of units to which the Master Prospectus relates will only be made upon receipt of the completed application form referred to in and accompanying the Master Prospectus, subject to the terms and condition therein.
- This Fund Fact Sheet is prepared for information purposes only. It does not have regard to the specific investment objectives or the financial situation needs of any specific person who may receive it. Neither the information nor any opinions expressed constitute an offer, or an invitation to make an offer to buy or sell any securities or unit trust. The information contained herein has been obtained from sources believed in good faith to be reliable, however, no guarantee is given in its accuracy or completeness. All opinions in respect of market review, Fund review and outlook constitute the Manager's judgments as of the date of the issuance of this fact sheet and are subject to change without notice. Past performance is not necessarily a guide for future performance and income distributions are not guaranteed. Returns may vary from year to year.