


## BIMB DANA AL-FALAH



### FUND MANAGER'S REVIEW

The FBM Emas Shariah Index was down by 2.03% month-on-month in August to close at 13,166.65 points, ending the four-month winning streak enjoyed since April, driven by profit-taking activities by investors. The Fund's return had decreased by -1.22% month-on-month in tandem, although still slightly outperforming its benchmark of 70% FBM Emas Shariah + 30% 12-month Bank Islam TDT-i which returned -1.37% for the month of August, by 0.15%.

The fund's negative performance was largely driven by Industrials and Consumer Staples sectors led by Hock Seng Lee and Gamuda for Industrials and Fraser & Neave Holdings and Guan Chong Bhd for Consumer Staples, respectively. Energy sector on the other hand was the top positive contributor led by Serba Dinamik Holdings Bhd, however it was not able to offset the negative movement of the earlier-mentioned sectors.

Moving forward, the Fund intends to reduce its cash holdings in favour of equity allocation to position for post Covid19 economy recovery, looking beyond 2020 to a brighter 2021. The Fund will continue to monitor the overall market condition to react in the best interest of the unit holders.

### AWARDS & ACCOLADES

- BEST RISK-ADJUSTED RETURNS FOR ESG PRINCIPLE INVESTMENT FUND MANAGER 2020 & 2019, ALPHA SOUTHEAST ASIA
- BEST ISLAMIC ASSET & FUND MANAGER (MALAYSIA) 2020, 2019, 2018 & 2017, ALPHA SOUTHEAST ASIA
- BEST SHARIAH-ESG FUND MANAGER 2020, GLOBAL BUSINESS OUTLOOK FINANCE AWARDS
- MOST INNOVATIVE SHARIAH ESG SUKUK FUND - BIMB ESG SUKUK FUND (BSF) 2020, GLOBAL BUSINESS OUTLOOK FINANCE AWARDS
- ESG ASSET MANAGER OF THE YEAR 2019, THE ASSET TRIPLE A ISLAMIC FINANCE

### BIMB INVESTMENT MANAGEMENT BERHAD

199301021508 (276246-X)



19th Floor, Menara Bank Islam  
No 22, Jalan Perak, 50450 Kuala Lumpur  
Malaysia



1800-88-1196



BIMBInvestCustomerCare@bankislam.com.my



www.bimbinvestment.com.my

### INVESTMENT OBJECTIVE

The principal investment objective of the Fund is to achieve long term capital appreciation of the Units by investing in a diversified portfolio of Shariah-compliant equities, Sukuk and Islamic money market instruments. Accordingly, all investment income (if any) shall be reinvested for long term capital growth rather than distributed annually.

### FUND INFORMATION

<b>Fund Type</b>	Growth	
<b>Investor's Risk Profile</b>	Moderate to High	
<b>Financial Year End</b>	31 August	
<b>Benchmark</b>	70% of FBM Emas Shariah Index+30% of 12 month TDT-i of Bank Islam	
<b>Launch Date</b>	27 December 2001	
<b>Current Fund Size</b>	<b>NAV(RM)</b>	4,442,568.50
	<b>Units</b>	13,414,856.27

### FEES & CHARGES

<b>Sales Charge</b>	Up to 5.00% of the NAV per unit of the Fund
<b>Annual Management Fee</b>	1.50% per annum of the NAV of the Fund
<b>Annual Trustee Fee</b>	0.05% per annum of the NAV of the Fund, subject to a minimum of RM18,000

### TRANSACTION & DISTRIBUTION

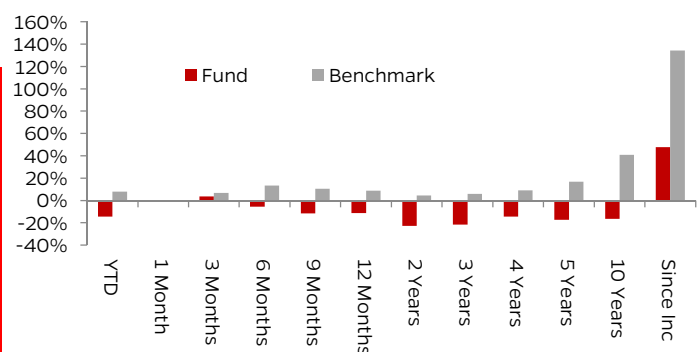
<b>Minimum Initial Investment</b>	RM 500.00
<b>Minimum Additional Investment</b>	RM 100.00
<b>Distribution Policy</b>	Distributions of income* (if any) is incidental.

\*Note : The distribution of income will automatically be reinvested. Hence, Unit Holders will receive additional Units from the reinvestment of income distribution.

### HIGHEST & LOWEST NAV

	Date	Price (RM)
<b>Current</b>	31/08/2020	0.3312
<b>Highest</b>	25/05/2013	0.6333
<b>Lowest</b>	19/03/2020	0.2990

### FUND PERFORMANCE\*

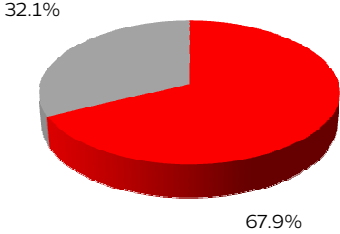


## BIMB DANA AL-FALAH

CUMULATIVE PERFORMANCE (%)*								
	YTD	1 Month	3 Month	6 Month	1 Year	3 Year	5 Year	Since Inception
<b>Fund</b>	(14.33)	(1.22)	3.50	(5.48)	(11.42)	(21.70)	(17.25)	47.87
<b>Benchmark</b>	8.04	(1.37)	6.86	13.39	8.64	5.99	16.74	134.20

\*Note: Performance figures are based on NAV per unit and the Fund's total return has been verified by Novagni Analytics and Advisory Sdn. Bhd. Past performance is not indicative of future performance.

INCOME DISTRIBUTIONS							
	2014	2015	2016	2017	2018	2019	
<b>Net Distribution (Sen/Unit)</b>	2.85	-	1.38	-	4.69	-	
<b>Net Distribution Yield (%)</b>	5.26%	-	3.00%	-	10.00%	-	
<b>Total Return (%)</b>	8.14%	(17.78%)	(3.21%)	9.19%	1.53%	(12.95)	
<b>Benchmark (%)</b>	7.79%	(8.56%)	7.10%	2.84%	1.50%	(3.87)	

TOP SECTORS		ASSET ALLOCATION	
SECTOR NAME	NAV (%)	<span style="color: red;">■</span> EQUITY <span style="color: gray;">■</span> MONEY MARKET + CASH	
HEALTH CARE	10.0		
CONSUMER STAPLES	8.5		
FINANCIALS	5.1		
INDUSTRIALS	4.2		
INFORMATION TECHNOLOGY	4.0		
TOP HOLDINGS			
SECURITIES NAME			
FRASER & NEAVE HOLDINGS BERHAD			
SERBA DINAMIK HOLDINGS BERHAD			
GUAN CHONG BERHAD			

Based on the Fund's portfolio returns as at **10 August 2020** the Volatility Factor (VF) for this Fund is **16.27** and is classified as **"High"**. The VF means there is a possibility for the Fund in generating an upside return or downside return around this VF. The Volatility Class (VC) is assigned by Lipper based on quintile ranks of VF for qualified Funds. VF is subject to monthly revision and VC will be revised every six months. The Fund's portfolio may have changed since this date and there is no guarantee that the Fund will continue to have the same VF or VC in the future. Presently, only Funds launched in the market for at least 36 months will display the VF and its VC.

Lipper Ratings for Total Return reflect fund historic total return performance relative to peers. Lipper Ratings for Consistent Return reflect fund historical risk-adjusted returns relative to peers. Lipper Ratings for Preservation are relative, rather than absolute.

### IMPORTANT INFORMATION:

- Investors are advised to read and understand the contents of the Replacement Master Prospectus dated 20 May 2020, its supplemental (if any) and the Fund's Product Highlight Sheet (PHS) before investing, which have been registered with the Securities Commission Malaysia (SC) who takes no responsibility for its contents. A copy of the Master Prospectus and PHS can be obtained from the Head Office of BIMB Investment Management Berhad or at [www.bimbinvestment.com.my](http://www.bimbinvestment.com.my). The SC's approval or authorization, or the registration of the Master Prospectus should not be taken to indicate that the SC has recommended the fund. There are fees and charges involved and investors are advised to compare and consider them before investing in the Fund.
- Investments in the Fund are exposed to risks, please refer to the Master Prospectus for detailed information. Investors are advised to consider the risks in the fund and should make their own risk assessment and seek professional advice, where necessary, prior to investing. Investors should also note that the price of units and distribution payables, if any, may go down as well as up.
- Investors are also advised that, where a unit split/distribution is declared, the NAV per unit will be reduced from pre-unit split NAV/cum-distribution NAV to post-unit split NAV/ex-distribution NAV. Where a unit split is declared, the value of their investment in Malaysian Ringgit will remain unchanged after the distribution of the additional units.
- Any issue of units to which the Master Prospectus relates will only be made upon receipt of the completed application form referred to in and accompanying the Master Prospectus, subject to the terms and condition therein.
- This fund factsheet is prepared for information purposes only. It does not have regard to the specific investment objectives or the financial situation needs of any specific person who may receive it. Neither the information nor any opinions expressed constitute an offer, or an invitation to make an offer to buy or sell any securities or unit trust. The information contained herein has been obtained from sources believed in good faith to be reliable, however, no guarantee is given in its accuracy or completeness. All opinions in respect of market review, fund review and outlook constitute the Manager's judgments as of the date of the issuance of this factsheet and are subject to change without notice. Past performance is not necessarily a guide for future performance and income distributions are not guaranteed. Returns may vary from year to year.