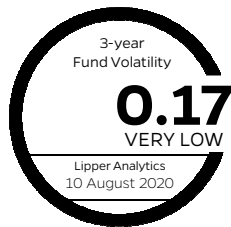


## BIMB DANA AL-FAKHIM



### FUND MANAGER'S REVIEW

The Fund's performance for the month was 0.15% thereby outperforming its benchmark return of 0.11% by 0.04%.

The money market rate for overnight is 1.50% per annum while the 1-month rate is between 1.70% to 1.75% per annum. The 3-month to 12-month rates are between 1.85% to 2.05% per annum.

Market players seen awaiting for the BNM MPC meeting on 10th September with market players generally pricing in prospects of another 25bps cut as efforts to spur domestic growth and support the broader economy as downside risks have increased following the emergence of the Covid-19 pandemic globally. If the rate cut materialise in the coming MPC meeting in September, it is expected that money market deposit rate will also be lowered down by the Financial Institutions.

As the Fund's focus is on liquidity, we will continue to invest in money market placements and extend the placement duration for yield enhancement.

### AWARDS & ACCOLADES

- BEST RISK-ADJUSTED RETURNS FOR ESG PRINCIPLE INVESTMENT FUND MANAGER 2020 & 2019, ALPHA SOUTHEAST ASIA
- BEST ISLAMIC ASSET & FUND MANAGER (MALAYSIA) 2020, 2019, 2018 & 2017, ALPHA SOUTHEAST ASIA
- BEST SHARIAH-ESG FUND MANAGER 2020, GLOBAL BUSINESS OUTLOOK FINANCE AWARDS
- MOST INNOVATIVE SHARIAH ESG SUKUK FUND – BIMB ESG SUKUK FUND (BSF) 2020, GLOBAL BUSINESS OUTLOOK FINANCE AWARDS
- ESG ASSET MANAGER OF THE YEAR 2019, THE ASSET TRIPLE A ISLAMIC FINANCE

**BIMB INVESTMENT MANAGEMENT BERHAD**  
199301021508 (276246-X)

19th Floor, Menara Bank Islam  
No 22, Jalan Perak, 50450 Kuala Lumpur  
Malaysia  
1800-88-1196  
BIMBInvestCustomerCare@bankislam.com.my  
www.bimbinvestment.com.my

### INVESTMENT OBJECTIVE

The Fund seeks to provide a regular\* stream of income by investing in short-term Sukuk, Islamic money market instruments and placement in short-term Islamic deposits.

\*Note: The Fund shall distribute income (if any) on a monthly basis. The distribution of income will automatically be reinvested. Hence, Unit Holders will receive additional units from the reinvestment of income distribution.

### FUND INFORMATION

<b>Fund Type</b>	Income	
<b>Investor's Risk Profile</b>	Low	
<b>Financial Year End</b>	31 August	
<b>Benchmark</b>	1 month TDT-i of Bank Islam	
<b>Launch Date</b>	27 December 2001	
<b>Current Fund Size</b>	<b>NAV(RM)</b>	418,776,857.50
	<b>Units</b>	808,561,877.87

### FEES & CHARGES

<b>Sales Charge</b>	NIL
<b>Annual Management Fee</b>	0.50% per annum of the NAV of the Fund
<b>Annual Trustee Fee</b>	0.02% per annum of the NAV of the Fund, subject to a minimum of RM18,000

### TRANSACTION & DISTRIBUTION

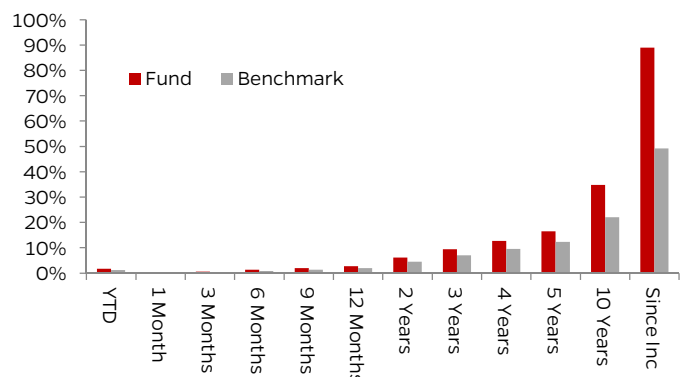
<b>Minimum Initial Investment</b>	RM 1,000.00
<b>Minimum Additional Investment</b>	RM 100.00
<b>Distribution Policy</b>	The Fund shall distribute income* (if any) on a monthly basis.

\*Note : The distribution of income will automatically be reinvested. Hence, Unit Holders will receive additional Units from the reinvestment of income distribution.

### HIGHEST & LOWEST NAV

	Date	Price (RM)
<b>Current</b>	31/08/2020	0.5179
<b>Highest</b>	29/08/2005	0.5531
<b>Lowest</b>	31/08/2007	0.4845

### FUND PERFORMANCE\*

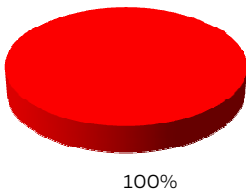
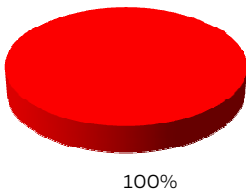


## BIMB DANA AL-FAKHIM

CUMULATIVE PERFORMANCE (%)*								
	YTD	1 Month	3 Month	6 Month	1 Year	3 Year	5 Year	Since Inception
<b>Fund</b>	1.75	0.15	0.60	1.30	2.74	9.41	16.53	88.97
<b>Benchmark</b>	1.20	0.11	0.36	0.84	1.97	7.07	12.32	49.26

\*Note: Performance figures are based on NAV per unit and the Fund's total return has been verified by Novagni Analytics and Advisory Sdn. Bhd. Past performance is not indicative of future performance.

INCOME DISTRIBUTIONS						
	Monthly April 2020	Monthly May 2020	Monthly June 2020	Monthly July 2020	Monthly August 2020	
<b>Net Distribution (Sen/Unit)</b>	0.12	0.12	0.12	0.10	0.09	
<b>Net Distribution Yield (%)</b>	0.23%	0.23%	0.23%	0.19%	0.17%	
<b>Total Return (%)</b>	0.23%	0.21%	0.23%	0.21%	0.15%	
<b>Income Distribution Benchmark (%)</b>	0.18%	0.16%	0.13%	0.13%	0.11%	

TOP SECTOR		ASSET ALLOCATION
<b>INSTRUMENT NAME</b>	<b>NAV (%)</b>	 ■ MONEY MARKET + CASH 100%
MONEY MARKET AND CASH	100	
TOP 5 HOLDINGS		 100%
<b>FINANCIAL INSTITUTIONS NAME</b>	<b>NAV (%)</b>	
BANK ISLAM MALAYSIA BERHAD	18.10	
KUWAIT FINANCE HOUSE	18.06	
AL RAJHI BANK BERHAD	17.13	
MBSB BANK BERHAD	12.77	
CIMB ISLAMIC BANK	10.24	

Based on the Fund's portfolio returns as at **10 August 2020**, the Volatility Factor (VF) for this Fund is **0.17** and is classified as **"Very Low"**. The VF means there is a possibility for the Fund in generating an upside return or downside return around this VF. The Volatility Class (VC) is assigned by Lipper based on quintile ranks of VF for qualified Funds. VF is subject to monthly revision and VC will be revised every six months. The Fund's portfolio may have changed since this date and there is no guarantee that the Fund will continue to have the same VF or VC in the future. Presently, only Funds launched in the market for at least 36 months will display the VF and its VC.

Lipper Ratings for Total Return reflect fund historic total return performance relative to peers. Lipper Ratings for Consistent Return reflect fund historical risk-adjusted returns relative to peers. Lipper Ratings for Preservation are relative, rather than absolute.

#### IMPORTANT INFORMATION:

- Investors are advised to read and understand the contents of the Replacement Master Prospectus dated 20 May 2020, its supplemental (if any) and the Fund's Product Highlight Sheet (PHS) before investing, which have been registered with the Securities Commission Malaysia (SC) who takes no responsibility for its contents. A copy of the Master Prospectus and PHS can be obtained from the Head Office of BIMB Investment Management Berhad or at [www.bimbinvestment.com.my](http://www.bimbinvestment.com.my). The SC's approval or authorization, or the registration of the Master Prospectus should not be taken to indicate that the SC has recommended the fund. There are fees and charges involved and investors are advised to compare and consider them before investing in the Fund.
- Investments in the Fund are exposed to risks, please refer to the Master Prospectus for detailed information. Investors are advised to consider the risks in the fund and should make their own risk assessment and seek professional advice, where necessary, prior to investing. Investors should also note that the price of units and distribution payables, if any, may go down as well as up.
- Investors are also advised that, where a unit split/distribution is declared, the NAV per unit will be reduced from pre-unit split NAV/cum-distribution NAV to post-unit split NAV/ex-distribution NAV. Where a unit split is declared, the value of their investment in Malaysian Ringgit will remain unchanged after the distribution of the additional units.
- Any issue of units to which the Master Prospectus relates will only be made upon receipt of the completed application form referred to in and accompanying the Master Prospectus, subject to the terms and condition therein.
- This fund factsheet is prepared for information purposes only. It does not have regard to the specific investment objectives or the financial situation needs of any specific person who may receive it. Neither the information nor any opinions expressed constitute an offer, or an invitation to make an offer to buy or sell any securities or unit trust. The information contained herein has been obtained from sources believed in good faith to be reliable, however, no guarantee is given in its accuracy or completeness. All opinions in respect of market review, fund review and outlook constitute the Manager's judgments as of the date of the issuance of this factsheet and are subject to change without notice. Past performance is not necessarily a guide for future performance and income distributions are not guaranteed. Returns may vary from year to year.