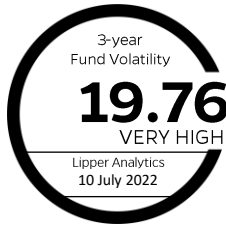


## BIMB *i*-TACTICAL FUND



### FUND MANAGER'S REVIEW

The FBMS Index was down by 7.45% month-on-month as the sharp 75bps rate hike by the US Fed to 3.25% and sharp fall in the US stock market had negatively affected the local stock market sentiment. The Fund's performance had decreased by 3.94% on 1-month basis but outperformed its benchmark by 3.50% due to better performance of its investments in consumer and growth-oriented stocks.

Overall global market sentiment continues to be affected by the on-going Covid-19 situation in China which had led to weaknesses in its GDP growth as well as Russia-Ukraine war in Europe. Nonetheless, our domestic economy continues to rebound strongly led by consumer spending and strong tourist arrivals from abroad, thereby benefiting the Fund's holdings in economy recovery stocks. No major changes on the Fund's stock mix at this juncture and we continue to foresee positive outlook for the Fund's holdings going into 2023 with technology stocks likely to take the lead as global EV car market continues growing along with potential positive GE-15 election outcome as catalyst for more NAV recovery moving forward.

### AWARDS & ACCOLADES

#### ALPHA SOUTHEAST ASIA AWARDS

- BEST ISLAMIC ASSET & FUND MANAGER (MALAYSIA) 2018, 2019, 2020 & 2021
- BEST ASSET & FUND MANAGER (MALAYSIA) 2017
- BEST RISK-ADJUSTED RETURNS FOR ESG PRINCIPLE INVESTMENTS 2019, 2020, 2021 & 2022

#### THE ASSET TRIPLE A ISLAMIC FINANCE AWARDS

- BEST FINTECH ROBO MOBILE APPLICATION 2021
- ESG ASSET MANAGER OF THE YEAR 2019 & 2020
- BEST ESG EQUITY FUND 2020 - BIMB ARABESQUE *i* GLOBAL DIVIDEND FUND
- BEST ESG SUKUK FUND 2020 - BIMB ESG SUKUK

#### GLOBAL BUSINESS MAGAZINE AWARDS

- BEST SHARIAH-ESG INVESTMENT MANAGEMENT COMPANY 2022

#### GLOBAL BUSINESS OUTLOOK FINANCE AWARDS

- BEST ISLAMIC ESG PRACTICES - MALAYSIA 2021
- BEST SHARIAH-ESG FUND MANAGER 2020
- MOST INNOVATIVE SHARIAH ESG SUKUK FUND - BIMB ESG SUKUK FUND (BSF) 2020

#### MALAYSIA TECHNOLOGY EXCELLENCE AWARDS

- THE E-COMMERCE - FINANCIAL SERVICES AWARD 2020 & 2022

#### I & M PROFESSIONAL INVESTMENT AWARDS

- BEST ISLAMIC FUND HOUSE IN ASEAN 2021

#### INTERNATIONAL BUSINESS MAGAZINE AWARDS

- BEST SHARIAH-ESG FUND MANAGER MALAYSIA 2020
- BEST ISLAMIC FUND MANAGER MALAYSIA 2020

**BIMB INVESTMENT MANAGEMENT BERHAD**  
**199301021508 (276246-X)**



**19th Floor, Menara Bank Islam**  
**No 22, Jalan Perak, 50450 Kuala Lumpur**  
**Malaysia**



**1800-88-1196**



**BIMBInvestCustomerCare@bankislam.com.my**



**www.bimbinvestment.com.my**

### INVESTMENT OBJECTIVE

This Fund aims to provide a medium to long term\* returns through capital appreciation.

\* Note : "medium to long-term" in this context refers to three (3) years or more.

### FUND INFORMATION

Fund Type	Growth
Investor's Risk Profile	Moderate to High
Financial Year End	31 October
Benchmark	FBM Emas Shariah Index
Launch Date	18 March 2011
Current Fund Size	<b>NAV(RM)</b> <b>14,206,483.31</b> <b>Units</b> <b>188,267,924.49</b>

### FEES & CHARGES

Sales Charge	Up to 5.00% of the NAV per unit of the Fund
Annual Management Fee	1.50% per annum of the NAV of the Fund
Annual Trustee Fee	0.06% per annum of the NAV of the Fund

### TRANSACTION & DISTRIBUTION

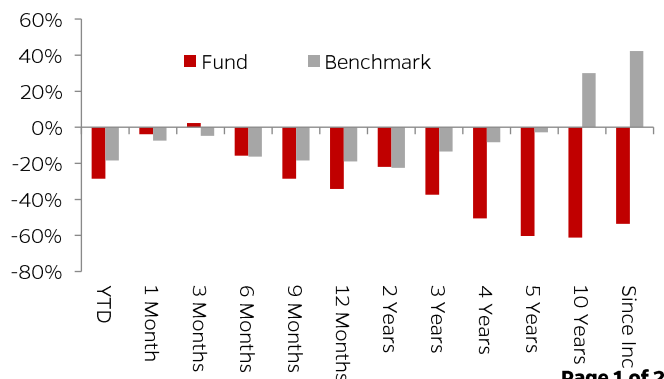
Minimum Initial Investment	RM 500.00
Minimum Additional Investment	RM 100.00
Distribution Policy	Distribution of income (if any) is incidental.

Note : The distribution of income will automatically be reinvested. Hence, Unit Holders will receive additional Units from reinvestment of income distribution.

### HIGHEST & LOWEST NAV

	Date	Price (RM)
Current	30/09/2022	0.0755
Highest	24/08/2012	0.3050
Lowest	13/07/2022	0.0715

### FUND PERFORMANCE\*



## BIMB *i*-TACTICAL FUND

### CUMULATIVE PERFORMANCE (%)\*

	YTD	1 Month	3 Month	6 Month	9 Month	1 Year	2 Years	3 Years	4 Years	5 Years	10 Years	Since Inception
<b>Fund</b>	(28.50)	(3.94)	2.30	(15.83)	(28.50)	(34.18)	(22.00)	(37.45)	(50.52)	(60.29)	(61.28)	(53.56)
<b>Benchmark</b>	(18.39)	(7.45)	(4.72)	(16.20)	(18.39)	(19.02)	(22.42)	(13.48)	(8.29)	(2.78)	(30.10)	42.29

\*Note: Performance figures are based on NAV per unit and the Fund's total return has been verified by Novagni Analytics and Advisory Sdn. Bhd. Past performance is not indicative of future performance.

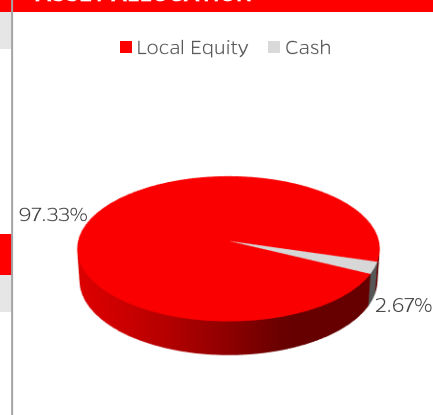
### INCOME DISTRIBUTIONS

	FY2015	FY2016	FY2017	FY2018	FY2019	FY2020	FY2021
<b>Net Distribution (Sen/Unit)</b>	1.25	0.73	1.54	0.89	Nil	Nil	Nil
<b>Net Distribution Yield (%)</b>	4.81%	3.30%	7.54%	4.27%	Nil	Nil	Nil
<b>Total Return (%)</b>	(10.15%)	(4.30%)	9.50%	(31.31%)	(9.61%)	(18.97%)	15.24%
<b>Income Distribution Benchmark (%)</b>	6.00%	6.00%	6.00%	6.00%	6.00%	9.62%	(1.18%)

### TOP 5 SECTORS

SECTOR NAME	NAV (%)
INFORMATION TECHNOLOGY	39.61
INDUSTRIALS	28.58
CONSUMER STAPLES	11.18
FINANCIALS	5.24
CONSUMER SERVICES	5.05

### ASSET ALLOCATION



### TOP HOLDINGS

SECURITIES NAME
D&O GREEN TECHNOLOGIES BHD
MALAYSIAN PACIFIC INDUSTRIES BERHAD
PERAK TRANSIT BHD

Based on the Fund's portfolio returns as at **10 October 2022**, the Volatility Factor (VF) for this Fund is **19.76** and is classified as **"Very High"**. The VF means there is a possibility for the Fund in generating an upside return or downside return around this VF. The Volatility Class (VC) is assigned by Lipper based on quintile ranks of VF for qualified Funds. VF is subject to monthly revision and VC will be revised every six months. The Fund's portfolio may have changed since this date and there is no guarantee that the Fund will continue to have the same VF or VC in the future. Presently, only Funds launched in the market for at least 36 months will display the VF and its VC.

Lipper Ratings for Total Return reflect fund historic total return performance relative to peers. Lipper Ratings for Consistent Return reflect fund historical risk-adjusted returns relative to peers. Lipper Ratings for Preservation are relative, rather than absolute.

#### IMPORTANT INFORMATION:

- Investors are advised to read and understand the contents of the Replacement Master Prospectus dated 20 May 2020, its supplemental (if any) and the Fund's Product Highlight Sheet (PHS) before investing, which have been registered with the Securities Commission Malaysia (SC) who takes no responsibility for its contents. A copy of the Master Prospectus and PHS can be obtained from the Head Office of BIMB Investment Management Berhad or at [www.bimbinvestment.com.my](http://www.bimbinvestment.com.my). The SC's approval or authorization, or the registration of the Master Prospectus should not be taken to indicate that the SC has recommended the Fund. This Fund Fact Sheet has not been reviewed by the SC.
- There are fees, charges and costs involved and investors are advised to compare and consider them before investing in the Fund. Investments in the Fund are exposed to risks, please refer to the Master Prospectus for detailed information. Investors are advised to consider the risks in the Fund and should make their own risk assessment and seek professional advice, where necessary, prior to investing. Investors should also note that the price of units and distribution payables, if any, may go down as well as up.
- Investors are also advised that, where a unit split/distribution is declared, the NAV per unit will be reduced from pre-unit split NAV/cum-distribution NAV to post-unit split NAV/ex-distribution NAV. Where a unit split is declared, the value of their investment in Malaysian Ringgit will remain unchanged after the distribution of the additional units.
- Any issue of units to which the Master Prospectus relates will only be made upon receipt of the completed application form referred to in and accompanying the Master Prospectus, subject to the terms and condition therein.
- This Fund Fact Sheet is prepared for information purposes only. It does not have regard to the specific investment objectives or the financial situation needs of any specific person who may receive it. Neither the information nor any opinions expressed constitute an offer, or an invitation to make an offer to buy or sell any securities or unit trust. The information contained herein has been obtained from sources believed in good faith to be reliable, however, no guarantee is given in its accuracy or completeness. All opinions in respect of market review, Fund review and outlook constitute the Manager's judgments as of the date of the issuance of this fact sheet and are subject to change without notice. Past performance is not necessarily a guide for future performance and income distributions are not guaranteed. Returns may vary from year to year.