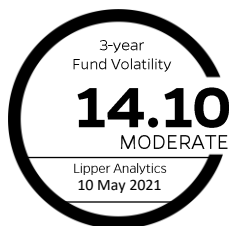


BIMB DANA AL-FALAH



FUND MANAGER'S REVIEW

The FBMS Index was down by 4.26% mainly due to the decline in plantation and healthcare sectors as well as Axiata Group Bhd which posted weaker results in May. The fund's performance had decreased by 5.97% on 1-month basis due to weaker performance of its investment in property and solar-related counters.

On the local front, the full re-opening of Malaysia's border to all foreign tourists will benefit the fund's holdings in consumer related companies that will benefit greatly from foreign tourists' spending. Therefore the fund will continue to invest in growth stocks to position for potential upside in the medium-term horizon especially once the US Fed interest rate hike exercise nearing its tail end in 2023. Tactically, the fund is also increasing slightly its weight in Consumer and Technology stocks to help improve its NAV recovery potential while planning to exit non-performing property and solar-related counters in the future.

AWARDS & ACCOLADES

- BEST RISK-ADJUSTED RETURNS FOR ESG PRINCIPLE INVESTMENT FUND MANAGER 2021, 2020 & 2019, ALPHA SOUTHEAST ASIA
- BEST ISLAMIC ASSET & FUND MANAGER (MALAYSIA) 2021, 2020, 2019, 2018 & 2017, ALPHA SOUTHEAST ASIA
- BEST SHARIAH-ESG FUND MANAGER 2020, GLOBAL BUSINESS OUTLOOK FINANCE AWARDS
- MOST INNOVATIVE SHARIAH ESG SUKUK FUND - BIMB ESG SUKUK FUND (BSF) 2020, GLOBAL BUSINESS OUTLOOK FINANCE AWARDS
- ESG ASSET MANAGER OF THE YEAR 2019, THE ASSET TRIPLE A ISLAMIC FINANCE
- BEST ESG EQUITY FUND 2020 - BIMB ARABESQUE iGLOBAL DIVIDEND FUND, THE ASSET TRIPLE A ISLAMIC FINANCE
- BEST ESG SUKUK FUND 2020 - BIMB ESG SUKUK, THE ASSET TRIPLE A ISLAMIC FINANCE
- BEST SHARIAH-ESG FUND MANAGER MALAYSIA 2020, INTERNATIONAL BUSINESS MAGAZINE
- BEST ISLAMIC FUND MANAGER MALAYSIA 2020, INTERNATIONAL BUSINESS MAGAZINE
- THE E-COMMERCE - FINANCIAL SERVICES AWARD, MALAYSIA TECHNOLOGY EXCELLENCE AWARDS 2020, 2022
- BEST FINTECH ROBO MOBILE APPLICATION, THE TRIPLE A ISLAMIC FINANCE AWARDS 2021
- BEST ISLAMIC FUND HOUSE IN ASEAN, I & M PROFESSIONAL INVESTMENT AWARDS 2021
- BEST ISLAMIC ESG PRACTICES - MALAYSIA 2021 - GLOBAL BUSINESS OUTLOOK FINANCE AWARDS

INVESTMENT OBJECTIVE

The principal investment objective of the Fund is to achieve long term capital appreciation of the Units by investing in a diversified portfolio of Shariah-compliant equities, Sukuk and Islamic money market instruments. Accordingly, all investment income (if any) shall be reinvested for long term capital growth rather than distributed annually.

FUND INFORMATION

Fund Type	Growth	
Investor's Risk Profile	Moderate to High	
Financial Year End	31 August	
Benchmark	70% of FBM Emas Shariah Index+30% of 12 month TDT-i of Bank Islam	
Launch Date	27 December 2001	
Current Fund Size	NAV(RM)	2,499,414.04
	Units	9,980,011.96

FEES & CHARGES

Sales Charge	Up to 5.00% of the NAV per unit of the Fund
Annual Management Fee	1.50% per annum of the NAV of the Fund
Annual Trustee Fee	0.05% per annum of the NAV of the Fund, subject to a minimum of RM18,000

TRANSACTION & DISTRIBUTION

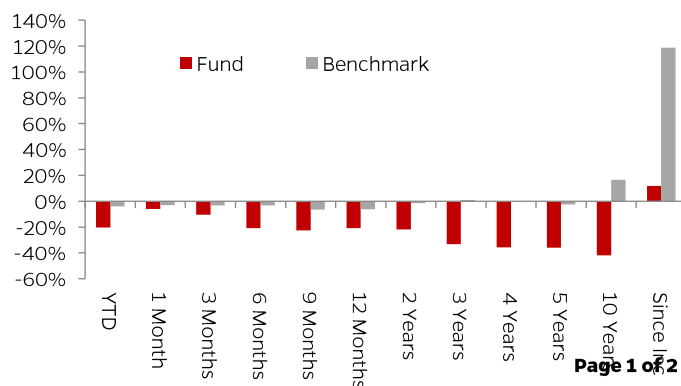
Minimum Initial Investment	RM 500.00
Minimum Additional Investment	RM 100.00
Distribution Policy	Distributions of income* (if any) is incidental.

*Note : The distribution of income will automatically be reinvested. Hence, Unit Holders will receive additional Units from the reinvestment of income distribution.

HIGHEST & LOWEST NAV

	Date	Price (RM)
Current	31/05/2022	0.2504
Highest	25/05/2013	0.6333
Lowest	08/03/2022	0.2465

FUND PERFORMANCE*



BIMB INVESTMENT MANAGEMENT BERHAD
199301021508 (276246-X)

19th Floor, Menara Bank Islam
No 22, Jalan Perak, 50450 Kuala Lumpur
Malaysia

1800-88-1196

BIMBInvestCustomerCare@bankislam.com.my

www.bimbinvestment.com.my

BIMB DANA AL-FALAH

CUMULATIVE PERFORMANCE (%)*

	YTD	1 Month	3 Month	6 Month	9 Month	1 Year	2 Years	3 Years	4 Years	5 Years	Since Inception
Fund	(20.28)	(5.97)	(10.54)	(20.81)	(22.67)	(20.78)	(21.75)	(33.23)	(35.77)	(35.96)	11.79
Benchmark	(4.04)	(2.94)	(3.38)	(3.25)	(6.42)	(6.36)	(1.58)	1.01	(0.06)	(2.43)	118.81

*Note: Performance figures are based on NAV per unit and the Fund's total return has been verified by Novagni Analytics and Advisory Sdn. Bhd. Past performance is not indicative of future performance.

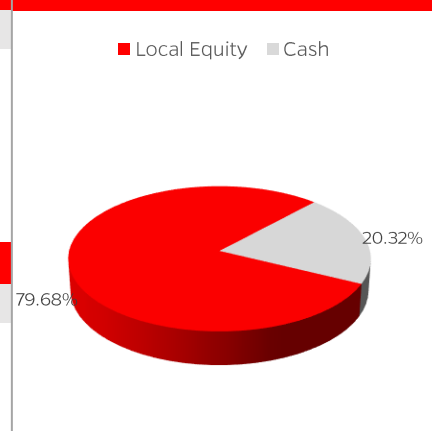
INCOME DISTRIBUTIONS

	2016	2017	2018	2019	2020	2021
Net Distribution (Sen/Unit)	1.38	-	4.69	-	-	-
Net Distribution Yield (%)	3.00%	-	10.00%	-	-	-
Total Return (%)	(3.21%)	9.19%	1.53%	(12.95)	(11.42)	(2.23)
Benchmark (%)	7.10%	2.84%	1.50%	(3.87)	8.64	(1.58)

TOP SECTORS

SECTOR NAME	NAV (%)
INFORMATION TECHNOLOGY	33.11
INDUSTRIALS	22.11
CONSUMER STAPLES	10.50
REAL ESTATE	7.60
CONSUMER DISCRETIONARY	6.35

ASSET ALLOCATION



TOP HOLDINGS

SECURITIES NAME	NAV (%)
PERAK TRANSIT BERHAD	79.68%
D&O GREEN TECHNOLOGIES BHD	
DAGANG NEXCHANGE BHD	

Based on the Fund's portfolio returns as at **10 May 2022** the Volatility Factor (VF) for this Fund is **14.10** and is classified as "**High**". The VF means there is a possibility for the Fund in generating an upside return or downside return around this VF. The Volatility Class (VC) is assigned by Lipper based on quintile ranks of VF for qualified Funds. VF is subject to monthly revision and VC will be revised every six months. The Fund's portfolio may have changed since this date and there is no guarantee that the Fund will continue to have the same VF or VC in the future. Presently, only Funds launched in the market for at least 36 months will display the VF and its VC.

Lipper Ratings for Total Return reflect fund historic total return performance relative to peers. Lipper Ratings for Consistent Return reflect fund historical risk-adjusted returns relative to peers. Lipper Ratings for Preservation are relative, rather than absolute.

IMPORTANT INFORMATION:

- Investors are advised to read and understand the contents of the Replacement Master Prospectus dated 20 May 2020, its supplemental (if any) and the Fund's Product Highlight Sheet (PHS) before investing, which have been registered with the Securities Commission Malaysia (SC) who takes no responsibility for its contents. A copy of the Master Prospectus and PHS can be obtained from the Head Office of BIMB Investment Management Berhad or at www.bimbinvestment.com.my. The SC's approval or authorization, or the registration of the Master Prospectus should not be taken to indicate that the SC has recommended the Fund. This Fund Fact Sheet has not been reviewed by the SC.
- There are fees and charges involved and investors are advised to compare and consider them before investing in the Fund. Investments in the Fund are exposed to risks, please refer to the Master Prospectus for detailed information. Investors are advised to consider the risks in the Fund and should make their own risk assessment and seek professional advice, where necessary, prior to investing. Investors should also note that the price of units and distribution payables, if any, may go down as well as up.
- Investors are also advised that, where a unit split/distribution is declared, the NAV per unit will be reduced from pre-unit split NAV/cum-distribution NAV to post-unit split NAV/ex-distribution NAV. Where a unit split is declared, the value of their investment in Malaysian Ringgit will remain unchanged after the distribution of the additional units.
- Any issue of units to which the Master Prospectus relates will only be made upon receipt of the completed application form referred to in and accompanying the Master Prospectus, subject to the terms and condition therein.
- This Fund Fact Sheet is prepared for information purposes only. It does not have regard to the specific investment objectives or the financial situation needs of any specific person who may receive it. Neither the information nor any opinions expressed constitute an offer, or an invitation to make an offer to buy or sell any securities or unit trust. The information contained herein has been obtained from sources believed in good faith to be reliable, however, no guarantee is given in its accuracy or completeness. All opinions in respect of market review, Fund review and outlook constitute the Manager's judgments as of the date of the issuance of this fact sheet and are subject to change without notice. Past performance is not necessarily a guide for future performance and income distributions are not guaranteed. Returns may vary from year to year.