

BIMB-Arabesque Asia Pacific Shariah-ESG Equity Fund

RM Class

FUND MANAGER'S REVIEW

BIMB-Arabesque Asia Pacific Shariah-ESG Equity Fund returned 0.89% for the month of January 2021 for RM class. On a month-on-month basis the fund class had underperformed its benchmark of MSCI AC Asia Pacific Net Total Return Index which returned 2.51% in RM terms over the period.

During the month, the sectors with negative effective contribution to the fund's performance were Materials led by Australia-listed Alkane Resource, Consumer Staples led by Indonesia-listed Indofood Sukses Makmur Tbk, and Communication Services led by Japan-listed KDDI Corp. On the other hand, Information Technology, Health Care, and Consumer Discretionary were the leading sectors for the fund led by Thailand-listed Delta Electronics, Hong Kong-listed China Medical System Ltd, and Australia-listed Harvey Norman Holdings Ltd. for each sector, respectively. Country-wise, Japan, South Korea, Indonesia and Australia were the laggards for the period under review, while Hong Kong, Taiwan, Thailand, New Zealand and Singapore were the effective positive return contributor to the fund.

As at end of the month, the Fund had invested its NAV in Asia Pacific countries including Japan, Taiwan, Hong Kong, Australia, South Korea, Indonesia and New Zealand. The Fund intends to invest up to a range of 95% to 98% of its NAV into the equity market in every rebalancing exercise to stay fully invested in the market.

AWARDS & ACCOLADES

- BEST RISK-ADJUSTED RETURNS FOR ESG PRINCIPLE INVESTMENT FUND MANAGER 2020 & 2019, ALPHA SOUTHEAST ASIA
- BEST ISLAMIC ASSET & FUND MANAGER (MALAYSIA) 2020, 2019, 2018 & 2017, ALPHA SOUTHEAST ASIA
- BEST SHARIAH-ESG FUND MANAGER 2020, GLOBAL BUSINESS OUTLOOK FINANCE AWARDS
- MOST INNOVATIVE SHARIAH ESG SUKUK FUND – BIMB ESG SUKUK FUND (BSF) 2020, GLOBAL BUSINESS OUTLOOK FINANCE AWARDS
- ESG ASSET MANAGER OF THE YEAR 2019, THE ASSET TRIPLE A ISLAMIC FINANCE
- BEST ESG EQUITY FUND 2020 – BIMB ARABESQUE / GLOBAL DIVIDEND FUND, THE ASSET TRIPLE A ISLAMIC FINANCE
- BEST ESG SUKUK FUND 2020 – BIMB ESG SUKUK, THE ASSET TRIPLE A ISLAMIC FINANCE
- BEST SHARIAH –ESG FUND MANAGER MALAYSIA 2020, INTERNATIONAL BUSINESS MAGAZINE
- BEST ISLAMIC FUND MANAGER MALAYSIA 2020, INTERNATIONAL BUSINESS MAGAZINE
- THE E-COMMERCE – FINANCIAL SERVICES AWARD, MALAYSIA TECHNOLOGY EXCELLENCE AWARDS 2020

BIMB INVESTMENT MANAGEMENT BERHAD
199301021508 (276246-X)

19th Floor, Menara Bank Islam
No 22, Jalan Perak, 50450 Kuala Lumpur
Malaysia

1800-88-1196

BIMBInvestCustomerCare@bankislam.com.my

www.bimbinvestment.com.my

INVESTMENT OBJECTIVE

The Fund seeks to achieve medium to long-term capital appreciation.

FUND INFORMATION

Fund Type	Growth	
Investor's Risk Profile	Moderate to high	
Financial Year End	31 October	
Benchmark	MSCI AC Asia Pacific NR Index	
Launch Date	19 January 2018	
Current Fund Size	NAV(RM)	14,349,003.99
	Units	60,495,866.86

FEES & CHARGES

Sales Charge	Up to 5.50% of the NAV per unit of the Fund
Annual Management Fee	Up to 1.80% per annum of the NAV of the Fund
Annual Trustee Fee	Up to 0.05% per annum of the NAV of the Fund subject to a minimum fee RM 24,000

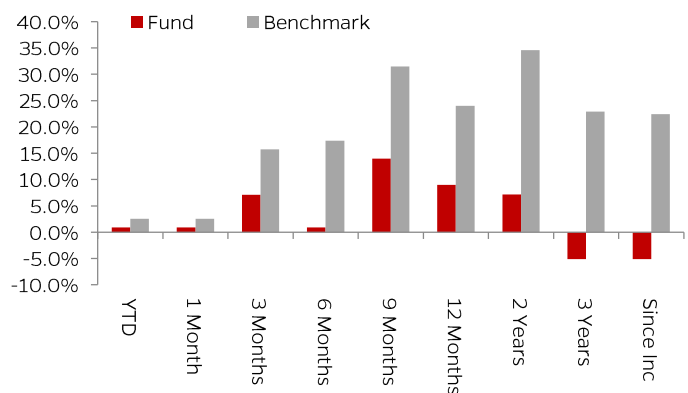
TRANSACTION & DISTRIBUTION

Minimum Initial Investment	RM 500.00
Minimum Additional Investment	RM 100.00
Distribution Policy	Distributions, if any, are at the discretion of the Manager and will vary from period to period depending on the availability of realised income for distribution and performance of the Fund.

HIGHEST & LOWEST NAV

	Date	Price (RM)
Current	31/01/2021	0.2372
Highest	27/02/2018	0.2545
Lowest	23/03/2020	0.1708

FUND PERFORMANCE*



BIMB-Arabesque Asia Pacific Shariah-ESG Equity Fund

RM Class

CUMULATIVE PERFORMANCE (%)*

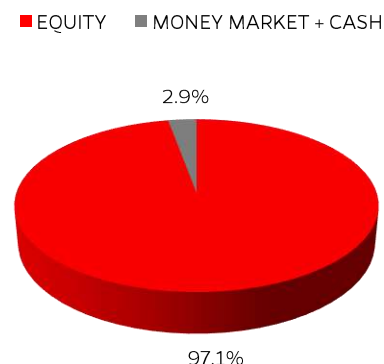
	YTD	1 Month	3 Month	6 Month	9 Month	1 Year	2 Year	Since Inception
Fund	0.89	0.89	7.09	0.89	13.98	8.96	7.14	(5.12)
Benchmark	2.51	2.51	15.74	17.38	31.48	23.98	34.57	22.42

*Note: Performance figures are based on NAV per unit and the Fund's total return has been verified by Novagni Analytics and Advisory Sdn. Bhd. Past performance is not indicative of future performance.

TOP 10 HOLDINGS

SECURITIES NAME	NAV %
CALBEE INC	2.2
EZAKI GLICO CO. LTD	2.2
LION CORPORATION	2.2
VINDA INTERNATIONAL HOLDINGS LTD	2.2
CHUGAI PHARMACEUTICAL CO. LTD	2.0
FISHER & PAYKEL HEALTHCARE CORPORATION LIMITED	2.0
TSUMURA & CORPORATION	2.0
ASUSTEK COMPUTER INC	2.0
SUNDRUG CO. LTD	2.0
FORMOSA TAFFETA CO.	2.0

ASSET ALLOCATION



SECTOR ALLOCATION

CONSUMER STAPLES	24.0%
INFORMATION TECHNOLOGY	22.0%
HEALTH CARE	18.0%
MATERIALS	13.0%
CONSUMER DISCRETIONARY	9.8%
INDUSTRIALS	8.3%
COMMUNICATION & SERVICES	2.0%
CASH	2.9%

COUNTRY ALLOCATION

JAPAN	41.9%
HONG KONG	17.0%
AUSTRALIA	13.8%
TAIWAN	13.4%
SOUTH KOREA	4.6%
INDONESIA	4.4%
NEW ZEALAND	2.0%
CASH	2.9%

IMPORTANT INFORMATION:

- Investors are advised to read and understand the contents of the Prospectus of BIMB-Arabesque Asia Pacific Shariah-ESG Equity Fund (Fund) dated 19 January 2018, its supplemental (if any) and the Fund's Product Highlight Sheet (PHS) before investing, which have been registered with the Securities Commission Malaysia (SC) who takes no responsibility for its contents. A copy of the Prospectus and PHS can be obtained from the Head Office of BIMB Investment Management Berhad or at www.bimbinvestment.com.my. The SC's approval or authorization, or the registration of the Prospectus should not be taken to indicate that the SC has recommended the Fund. There are fees and charges involved and investors are advised to compare and consider them before investing in the Fund.
- Investments in the Fund are exposed to risks, please refer to the Prospectus for detailed information. Investors are advised to consider the risks in the Fund and should make their own risk assessment and seek professional advice, where necessary, prior to investing. Investors should also note that the price of units and distribution payables, if any, may go down as well as up.
- Investors are also advised that, where a unit split/distribution is declared, the NAV per unit will be reduced from pre-unit split NAV/cum-distribution NAV to post-unit split NAV/ex-distribution NAV. Where a unit split is declared, the value of their investment in Malaysian Ringgit will remain unchanged after the distribution of the additional units.
- Any issue of units to which the Prospectus relates will only be made upon receipt of the completed application form referred to in and accompanying the Prospectus, subject to the terms and condition therein.
- This Fund Fact Sheet is prepared for information purposes only. It does not have regard to the specific investment objectives or the financial situation needs of any specific person who may receive it. Neither the information nor any opinions expressed constitute an offer, or an invitation to make an offer to buy or sell any securities or unit trust. The information contained herein has been obtained from sources believed in good faith to be reliable, however, no guarantee is given in its accuracy or completeness. All opinions in respect of market review, Fund review and outlook constitute the Manager's judgments as of the date of the issuance of this fact sheet and are subject to change without notice. Past performance is not necessarily a guide for future performance and income distributions are not guaranteed. Returns may vary from year to year.

BIMB-Arabesque Asia Pacific Shariah-ESG Equity Fund

USD Class

FUND MANAGER'S REVIEW

BIMB-Arabesque Asia Pacific Shariah-ESG Equity Fund returned 0.35% for the month of January 2021 for USD class. On a month-on-month basis the fund class had underperformed its benchmark of MSCI AC Asia Pacific Net Total Return Index which returned 2.02% in USD terms over the period.

During the month, the sectors with negative effective contribution to the fund's performance were Materials led by Australia-listed Alkane Resource, Consumer Staples led by Indonesia-listed Indofood Sukses Makmur Tbk, and Communication Services led by Japan-listed KDDI Corp. On the other hand, Information Technology, Health Care, and Consumer Discretionary were the leading sectors for the fund led by Thailand-listed Delta Electronics, Hong Kong-listed China Medical System Ltd, and Australia-listed Harvey Norman Holdings Ltd. for each sector, respectively. Country-wise, Japan, South Korea, Indonesia and Australia were the laggards for the period under review, while Hong Kong, Taiwan, Thailand, New Zealand and Singapore were the effective positive return contributor to the fund.

As at end of the month, the Fund had invested its NAV in Asia Pacific countries including Japan, Taiwan, Hong Kong, Australia, South Korea, Indonesia and New Zealand. The Fund intends to invest up to a range of 95% to 98% of its NAV into the equity market in every rebalancing exercise to stay fully invested in the market.

CURRENCY EXCHANGE RATE

USD 1 = MYR 4.0390

AWARDS & ACCOLADES

- BEST RISK-ADJUSTED RETURNS FOR ESG PRINCIPLE INVESTMENT FUND MANAGER 2020 & 2019, ALPHA SOUTHEAST ASIA
- BEST ISLAMIC ASSET & FUND MANAGER (MALAYSIA) 2020, 2019, 2018 & 2017, ALPHA SOUTHEAST ASIA
- BEST SHARIAH-ESG FUND MANAGER 2020, GLOBAL BUSINESS OUTLOOK FINANCE AWARDS
- MOST INNOVATIVE SHARIAH ESG SUKUK FUND – BIMB ESG SUKUK FUND (BSF) 2020, GLOBAL BUSINESS OUTLOOK FINANCE AWARDS
- ESG ASSET MANAGER OF THE YEAR 2019, THE ASSET TRIPLE A ISLAMIC FINANCE
- BEST ESG EQUITY FUND 2020 – BIMB ARABESQUE iGLOBAL DIVIDEND FUND, THE ASSET TRIPLE A ISLAMIC FINANCE
- BEST ESG SUKUK FUND 2020 – BIMB ESG SUKUK, THE ASSET TRIPLE A ISLAMIC FINANCE
- BEST SHARIAH – ESG FUND MANAGER MALAYSIA 2020, INTERNATIONAL BUSINESS MAGAZINE
- BEST ISLAMIC FUND MANAGER MALAYSIA 2020, INTERNATIONAL BUSINESS MAGAZINE
- THE E-COMMERCE – FINANCIAL SERVICES AWARD, MALAYSIA TECHNOLOGY EXCELLENCE AWARDS 2020

BIMB INVESTMENT MANAGEMENT BERHAD
199301021508 (276246-X)

19th Floor, Menara Bank Islam
No 22, Jalan Perak, 50450 Kuala Lumpur
Malaysia

1800-88-1196

BIMBInvestCustomerCare@bankislam.com.my

www.bimbinvestment.com.my

INVESTMENT OBJECTIVE

The Fund seeks to achieve medium to long-term capital appreciation.

FUND INFORMATION

Fund Type	Growth
Investor's Risk Profile	Moderate to high
Financial Year End	31 October
Benchmark	MSCI AC Asia Pacific NR Index
Launch Date	19 January 2018
Current Fund Size	NAV(USD) 51,134.33 Units 221,034.24

FEES & CHARGES

Sales Charge	Up to 5.50% of the NAV per unit of the Fund
Annual Management Fee	Up to 1.80% per annum of the NAV of the Fund
Annual Trustee Fee	Up to 0.05% per annum of the NAV of the Fund subject to minimum fee RM 24,000 (excluding foreign custodian fees and charges)

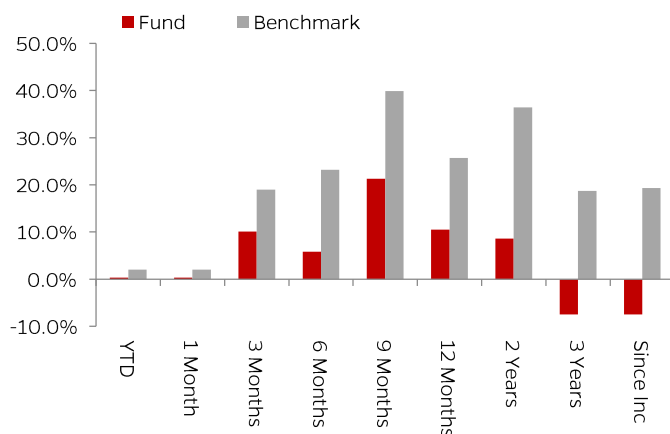
TRANSACTION & DISTRIBUTION

Minimum Initial Investment	USD 500.00
Minimum Additional Investment	USD 100.00
Distribution Policy	Distributions, if any, are at the discretion of the Manager and will vary from period to period depending on the availability of realised income for distribution and performance of the Fund.

HIGHEST & LOWEST NAV

	Date	Price (USD)
Current	31/01/2021	0.2313
Highest	27/02/2018	0.2566
Lowest	23/03/2020	0.1514

FUND PERFORMANCE*



BIMB-Arabesque Asia Pacific Shariah-ESG Equity Fund

USD Class

CUMULATIVE PERFORMANCE (%)*

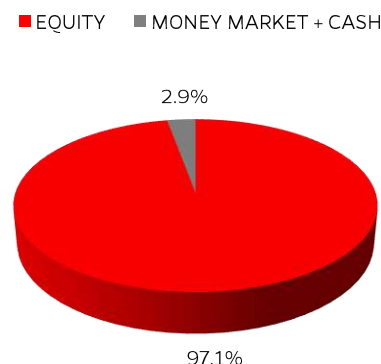
	YTD	1 Month	3 Month	6 Month	9 Month	1 Year	2 Year	Since Inception
Fund	0.35	0.35	10.09	5.81	21.29	10.51	8.59	(7.48)
Benchmark	2.02	2.02	18.99	23.18	39.87	25.70	36.44	19.33

*Note: Performance figures are based on NAV per unit and the Fund's total return has been verified by Novagni Analytics and Advisory Sdn. Bhd. Past performance is not indicative of future performance.

TOP 10 HOLDINGS

SECURITIES NAME	NAV %
CALBEE INC	2.2
EZAKI GLICO CO. LTD	2.2
LION CORPORATION	2.2
VINDA INTERNATIONAL HOLDINGS LTD	2.2
CHUGAI PHARMACEUTICAL CO. LTD	2.0
FISHER & PAYKEL HEALTHCARE CORPORATION LIMITED	2.0
TSUMURA & CORPORATION	2.0
ASUSTEK COMPUTER INC	2.0
SUNDRUG CO. LTD	2.0
FORMOSA TAFFETA CO.	2.0

ASSET ALLOCATION



SECTOR ALLOCATION

CONSUMER STAPLES	24.0%
INFORMATION TECHNOLOGY	22.0%
HEALTH CARE	18.0%
MATERIALS	13.0%
CONSUMER DISCRETIONARY	9.8%
INDUSTRIALS	8.3%
COMMUNICATION & SERVICES	2.0%
CASH	2.9%

COUNTRY ALLOCATION

JAPAN	41.9%
HONG KONG	17.0%
AUSTRALIA	13.8%
TAIWAN	13.4%
SOUTH KOREA	4.6%
INDONESIA	4.4%
NEW ZEALAND	2.0%
CASH	2.9%

IMPORTANT INFORMATION:

- Investors are advised to read and understand the contents of the Prospectus of BIMB-Arabesque Asia Pacific Shariah-ESG Equity Fund (Fund) dated 19 January 2018, its supplemental (if any) and the Fund's Product Highlight Sheet (PHS) before investing, which have been registered with the Securities Commission Malaysia (SC) who takes no responsibility for its contents. A copy of the Prospectus and PHS can be obtained from the Head Office of BIMB Investment Management Berhad or at www.bimbinvestment.com.my. The SC's approval or authorization, or the registration of the Prospectus should not be taken to indicate that the SC has recommended the Fund. There are fees and charges involved and investors are advised to compare and consider them before investing in the Fund.
- Investments in the Fund are exposed to risks, please refer to the Prospectus for detailed information. Investors are advised to consider the risks in the Fund and should make their own risk assessment and seek professional advice, where necessary, prior to investing. Investors should also note that the price of units and distribution payables, if any, may go down as well as up.
- Investors are also advised that, where a unit split/distribution is declared, the NAV per unit will be reduced from pre-unit split NAV/cum-distribution NAV to post-unit split NAV/ex-distribution NAV. Where a unit split is declared, the value of their investment in Malaysian Ringgit will remain unchanged after the distribution of the additional units.
- Any issue of units to which the Prospectus relates will only be made upon receipt of the completed application form referred to in and accompanying the Prospectus, subject to the terms and condition therein.
- This Fund Fact Sheet is prepared for information purposes only. It does not have regard to the specific investment objectives or the financial situation needs of any specific person who may receive it. Neither the information nor any opinions expressed constitute an offer, or an invitation to make an offer to buy or sell any securities or unit trust. The information contained herein has been obtained from sources believed in good faith to be reliable, however, no guarantee is given in its accuracy or completeness. All opinions in respect of market review, Fund review and outlook constitute the Manager's judgments as of the date of the issuance of this fact sheet and are subject to change without notice. Past performance is not necessarily a guide for future performance and income distributions are not guaranteed. Returns may vary from year to year.