

## BIMB-Arabesque Asia Pacific Shariah-ESG Equity Fund

### RM Class

#### FUND MANAGER'S REVIEW

BIMB-Arabesque Asia Pacific Shariah-ESG Equity Fund returned 3.25% for the month of November 2020 for RM class. On a month-on-month basis the fund class had underperformed its benchmark of MSCI AC Asia Pacific Net Total Return Index which returned 8.13% in RM terms over the period.

During the month, Information Technology, Consumer Discretionary, and Industrials were the leading sectors for the fund led by Japan-listed Tokyo Elektron Ltd, Hong Kong-listed Great Wall Motor Company, and Japan-listed Penta-Ocean Construction Co. for each sector, respectively. The only underperforming sector was Energy led by Hong Kong-listed Sinopec Kantons Holdings. Country-wise, South Korea, Japan, and Taiwan were the leaders for the period under review, while Singapore-listed holdings were the negative return contributors for the fund.

As at end of the month, the Fund had invested its NAV in Asia Pacific countries including Japan, Taiwan, Hong Kong, Australia, South Korea, Indonesia and Singapore.

The Fund intends to invest up to a range of 95% to 98% of its NAV into the equity market in every rebalancing exercise to stay fully invested in the market.

#### AWARDS & ACCOLADES

- BEST RISK-ADJUSTED RETURNS FOR ESG PRINCIPLE INVESTMENT FUND MANAGER 2020 & 2019, ALPHA SOUTHEAST ASIA
- BEST ISLAMIC ASSET & FUND MANAGER (MALAYSIA) 2020, 2019, 2018 & 2017, ALPHA SOUTHEAST ASIA
- BEST SHARIAH-ESG FUND MANAGER 2020, GLOBAL BUSINESS OUTLOOK FINANCE AWARDS
- MOST INNOVATIVE SHARIAH ESG SUKUK FUND – BIMB ESG SUKUK FUND (BSF) 2020, GLOBAL BUSINESS OUTLOOK FINANCE AWARDS
- ESG ASSET MANAGER OF THE YEAR 2019, THE ASSET TRIPLE A ISLAMIC FINANCE
- BEST ESG EQUITY FUND 2020 – BIMB ARABESQUE / GLOBAL DIVIDEND FUND, THE ASSET TRIPLE A ISLAMIC FINANCE
- BEST ESG SUKUK FUND 2020 – BIMB ESG SUKUK, THE ASSET TRIPLE A ISLAMIC FINANCE
- BEST SHARIAH –ESG FUND MANAGER MALAYSIA 2020, INTERNATIONAL BUSINESS MAGAZINE
- BEST ISLAMIC FUND MANAGER MALAYSIA 2020, INTERNATIONAL BUSINESS MAGAZINE
- THE E-COMMERCE – FINANCIAL SERVICES AWARD, MALAYSIA TECHNOLOGY EXCELLENCE AWARDS 2020

#### INVESTMENT OBJECTIVE

The Fund seeks to achieve medium to long-term capital appreciation.

#### FUND INFORMATION

Fund Type	Growth	
Investor's Risk Profile	Moderate to high	
Financial Year End	31 October	
Benchmark	MSCI AC Asia Pacific NR Index	
Launch Date	19 January 2018	
Current Fund Size	NAV(RM)	<b>14,722,339.83</b>
	Units	<b>64,368,528.29</b>

#### FEES & CHARGES

Sales Charge	Up to 5.50% of the NAV per unit of the Fund
Annual Management Fee	Up to 1.80% per annum of the NAV of the Fund
Annual Trustee Fee	Up to 0.05% per annum of the NAV of the Fund subject to a minimum fee RM 24,000

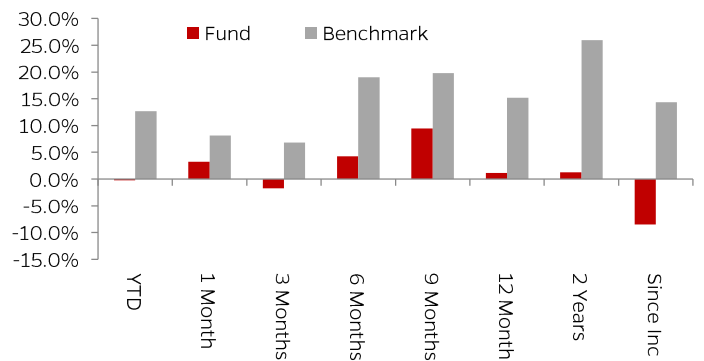
#### TRANSACTION & DISTRIBUTION

Minimum Initial Investment	RM 500.00
Minimum Additional Investment	RM 100.00
Distribution Policy	Distributions, if any, are at the discretion of the Manager and will vary from period to period depending on the availability of realised income for distribution and performance of the Fund.

#### HIGHEST & LOWEST NAV

	Date	Price (RM)
Current	30/11/2020	0.2287
Highest	27/02/2018	0.2545
Lowest	23/03/2020	0.1708

#### FUND PERFORMANCE\*



**BIMB INVESTMENT MANAGEMENT BERHAD**  
199301021508 (276246-X)

19th Floor, Menara Bank Islam  
No 22, Jalan Perak, 50450 Kuala Lumpur  
Malaysia

1800-88-1196

BIMBInvestCustomerCare@bankislam.com.my

www.bimbinvestment.com.my

## BIMB-Arabesque Asia Pacific Shariah-ESG Equity Fund

### RM Class

#### CUMULATIVE PERFORMANCE (%)\*

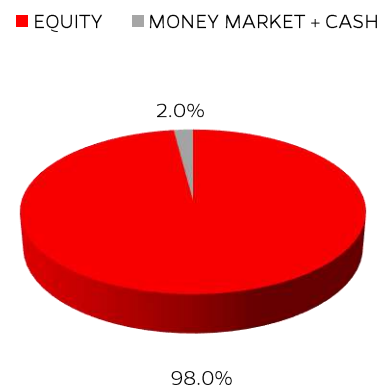
	YTD	1 Month	3 Month	6 Month	9 Month	1 Year	2 Year	Since Inception
<b>Fund</b>	(0.26)	3.25	(1.76)	4.24	9.43	1.11	1.24	(8.52)
<b>Benchmark</b>	12.68	8.13	6.83	19.04	19.79	15.18	25.98	14.38

\*Note: Performance figures are based on NAV per unit and the Fund's total return has been verified by Novagni Analytics and Advisory Sdn. Bhd. Past performance is not indicative of future performance.

#### TOP 10 HOLDINGS

SECURITIES NAME	NAV %
MEIJI HOLDINGS CO. LTD	3.5
TAIWAN FERTILIZER CO. LTD	3.1
SUNDRUG CO. LTD	2.8
TECO ELECTRIC & MACHINERY CO. LTD	2.5
PT INDOFOOD CBP SUKSESS MAKMUR TBK	2.5
MEGMILK SNOW BRAND CO.	2.4
NIPPO CORP	2.3
MONOTARO CO. LTD	2.2
ONO PHARMACEUTICAL CO. LTD	2.2
ASUSTEK COMPUTER INC	2.1

#### ASSET ALLOCATION



#### SECTOR ALLOCATION

INFORMATION TECHNOLOGY	26.4%
INDUSTRIALS	23.8%
MATERIALS	19.1%
CONSUMER STAPLES	11.1%
HEALTH CARE	9.5%
CONSUMER DISCRETIONARY	8.1%
CASH	2.0%

#### COUNTRY ALLOCATION

JAPAN	40.6%
TAIWAN	19.2%
AUSTRALIA	13.6%
HONG KONG	13.1%
SOUTH KOREA	7.6%
INDONESIA	2.5%
SINGAPORE	1.5%
CASH	2.0%

#### IMPORTANT INFORMATION:

- Investors are advised to read and understand the contents of the Prospectus of BIMB-Arabesque Asia Pacific Shariah-ESG Equity Fund (Fund) dated 19 January 2018, its supplemental (if any) and the Fund's Product Highlight Sheet (PHS) before investing, which have been registered with the Securities Commission Malaysia (SC) who takes no responsibility for its contents. A copy of the Prospectus and PHS can be obtained from the Head Office of BIMB Investment Management Berhad or at [www.bimbinvestment.com.my](http://www.bimbinvestment.com.my). The SC's approval or authorization, or the registration of the Prospectus should not be taken to indicate that the SC has recommended the Fund. There are fees and charges involved and investors are advised to compare and consider them before investing in the Fund.
- Investments in the Fund are exposed to risks, please refer to the Prospectus for detailed information. Investors are advised to consider the risks in the Fund and should make their own risk assessment and seek professional advice, where necessary, prior to investing. Investors should also note that the price of units and distribution payables, if any, may go down as well as up.
- Investors are also advised that, where a unit split/distribution is declared, the NAV per unit will be reduced from pre-unit split NAV/cum-distribution NAV to post-unit split NAV/ex-distribution NAV. Where a unit split is declared, the value of their investment in Malaysian Ringgit will remain unchanged after the distribution of the additional units.
- Any issue of units to which the Prospectus relates will only be made upon receipt of the completed application form referred to in and accompanying the Prospectus, subject to the terms and condition therein.
- This Fund Fact Sheet is prepared for information purposes only. It does not have regard to the specific investment objectives or the financial situation needs of any specific person who may receive it. Neither the information nor any opinions expressed constitute an offer, or an invitation to make an offer to buy or sell any securities or unit trust. The information contained herein has been obtained from sources believed in good faith to be reliable, however, no guarantee is given in its accuracy or completeness. All opinions in respect of market review, Fund review and outlook constitute the Manager's judgments as of the date of the issuance of this fact sheet and are subject to change without notice. Past performance is not necessarily a guide for future performance and income distributions are not guaranteed. Returns may vary from year to year.

# BIMB-Arabesque Asia Pacific Shariah-ESG Equity Fund

## USD Class

### FUND MANAGER'S REVIEW

BIMB-Arabesque Asia Pacific Shariah-ESG Equity Fund returned 5.28% for the month of November 2020 for USD class. On a month-on-month basis the fund class had underperformed its benchmark of MSCI AC Asia Pacific Net Total Return Index which returned 10.24% in USD terms over the period.

During the month, Information Technology, Consumer Discretionary, and Industrials were the leading sectors for the fund led by Japan-listed Tokyo Elektron Ltd, Hong Kong-listed Great Wall Motor Company, and Japan-listed Penta-Ocean Construction Co. for each sector, respectively. The only underperforming sector was Energy led by Hong Kong-listed Sinopec Kantons Holdings. Country-wise, South Korea, Japan, and Taiwan were the leaders for the period under review, while Singapore-listed holdings were the negative return contributors for the fund.

As at end of the month, the Fund had invested its NAV in Asia Pacific countries including Japan, Taiwan, Hong Kong, Australia, South Korea, Indonesia and Singapore.

The Fund intends to invest up to a range of 95% to 98% of its NAV into the equity market in every rebalancing exercise to stay fully invested in the market.

### CURRENCY EXCHANGE RATE

USD 1 = MYR 4.0725

### AWARDS & ACCOLADES

- BEST RISK-ADJUSTED RETURNS FOR ESG PRINCIPLE INVESTMENT FUND MANAGER 2020 & 2019, ALPHA SOUTHEAST ASIA
- BEST ISLAMIC ASSET & FUND MANAGER (MALAYSIA) 2020, 2019, 2018 & 2017, ALPHA SOUTHEAST ASIA
- BEST SHARIAH-ESG FUND MANAGER 2020, GLOBAL BUSINESS OUTLOOK FINANCE AWARDS
- MOST INNOVATIVE SHARIAH ESG SUKUK FUND – BIMB ESG SUKUK FUND (BSF) 2020, GLOBAL BUSINESS OUTLOOK FINANCE AWARDS
- ESG ASSET MANAGER OF THE YEAR 2019, THE ASSET TRIPLE A ISLAMIC FINANCE
- BEST ESG EQUITY FUND 2020 – BIMB ARABESQUE iGLOBAL DIVIDEND FUND, THE ASSET TRIPLE A ISLAMIC FINANCE
- BEST ESG SUKUK FUND 2020 – BIMB ESG SUKUK, THE ASSET TRIPLE A ISLAMIC FINANCE
- BEST SHARIAH – ESG FUND MANAGER MALAYSIA 2020, INTERNATIONAL BUSINESS MAGAZINE
- BEST ISLAMIC FUND MANAGER MALAYSIA 2020, INTERNATIONAL BUSINESS MAGAZINE
- THE E-COMMERCE – FINANCIAL SERVICES AWARD, MALAYSIA TECHNOLOGY EXCELLENCE AWARDS 2020

**BIMB INVESTMENT MANAGEMENT BERHAD**  
199301021508 (276246-X)

19th Floor, Menara Bank Islam  
No 22, Jalan Perak, 50450 Kuala Lumpur  
Malaysia

1800-88-1196

BIMBInvestCustomerCare@bankislam.com.my

www.bimbinvestment.com.my

### INVESTMENT OBJECTIVE

The Fund seeks to achieve medium to long-term capital appreciation.

### FUND INFORMATION

Fund Type	Growth
Investor's Risk Profile	Moderate to high
Financial Year End	31 October
Benchmark	MSCI AC Asia Pacific NR Index
Launch Date	19 January 2018
Current Fund Size	<b>NAV(USD)</b> 48,899.78 <b>Units</b> 221,034.24

### FEES & CHARGES

Sales Charge	Up to 5.50% of the NAV per unit of the Fund
Annual Management Fee	Up to 1.80% per annum of the NAV of the Fund
Annual Trustee Fee	Up to 0.05% per annum of the NAV of the Fund subject to minimum fee RM 24,000 (excluding foreign custodian fees and charges)

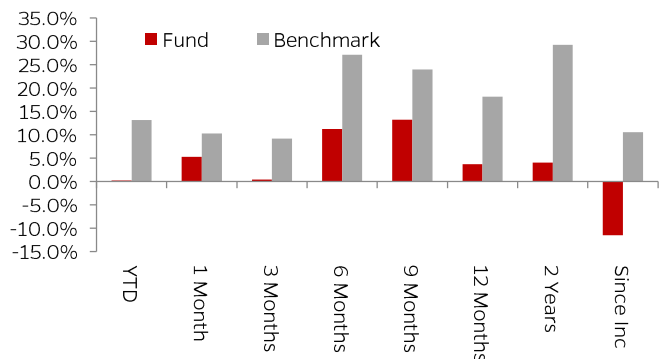
### TRANSACTION & DISTRIBUTION

Minimum Initial Investment	USD 500.00
Minimum Additional Investment	USD 100.00
Distribution Policy	Distributions, if any, are at the discretion of the Manager and will vary from period to period depending on the availability of realised income for distribution and performance of the Fund.

### HIGHEST & LOWEST NAV

	Date	Price (USD)
Current	30/11/2020	0.2212
Highest	27/02/2018	0.2566
Lowest	23/03/2020	0.1514

### FUND PERFORMANCE\*



## BIMB-Arabesque Asia Pacific Shariah-ESG Equity Fund

### USD Class

#### CUMULATIVE PERFORMANCE (%)\*

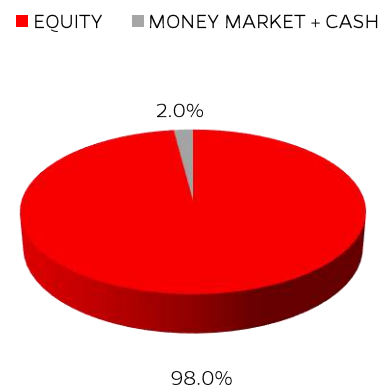
	YTD	1 Month	3 Month	6 Month	9 Month	1 Year	2 Year	Since Inception
<b>Fund</b>	0.18	5.28	0.41	11.21	13.20	3.66	4.00	(11.52)
<b>Benchmark</b>	13.14	10.24	9.19	27.12	23.96	18.12	29.25	10.56

\*Note: Performance figures are based on NAV per unit and the Fund's total return has been verified by Novagni Analytics and Advisory Sdn. Bhd. Past performance is not indicative of future performance.

#### TOP 10 HOLDINGS

SECURITIES NAME	NAV %
MEIJI HOLDINGS CO. LTD	3.5
TAIWAN FERTILIZER CO. LTD	3.1
SUNDRUG CO. LTD	2.8
TECO ELECTRIC & MACHINERY CO. LTD	2.5
PT INDOFOOD CBP SUKSESS MAKMUR TBK	2.5
MEGMILK SNOW BRAND CO.	2.4
NIPPO CORP	2.3
MONOTARO CO. LTD	2.2
ONO PHARMACEUTICAL CO. LTD	2.2
ASUSTEK COMPUTER INC	2.1

#### ASSET ALLOCATION



#### SECTOR ALLOCATION

INFORMATION TECHNOLOGY	26.4%
INDUSTRIALS	23.8%
MATERIALS	19.1%
CONSUMER STAPLES	11.1%
HEALTH CARE	9.5%
CONSUMER DISCRETIONARY	8.1%
CASH	2.0%

#### COUNTRY ALLOCATION

JAPAN	40.6%
TAIWAN	19.2%
AUSTRALIA	13.6%
HONG KONG	13.1%
SOUTH KOREA	7.6%
INDONESIA	2.5%
SINGAPORE	1.5%
CASH	2.0%

#### IMPORTANT INFORMATION:

- Investors are advised to read and understand the contents of the Prospectus of BIMB-Arabesque Asia Pacific Shariah-ESG Equity Fund (Fund) dated 19 January 2018, its supplemental (if any) and the Fund's Product Highlight Sheet (PHS) before investing, which have been registered with the Securities Commission Malaysia (SC) who takes no responsibility for its contents. A copy of the Prospectus and PHS can be obtained from the Head Office of BIMB Investment Management Berhad or at [www.bimbinvestment.com.my](http://www.bimbinvestment.com.my). The SC's approval or authorization, or the registration of the Prospectus should not be taken to indicate that the SC has recommended the Fund. There are fees and charges involved and investors are advised to compare and consider them before investing in the Fund.
- Investments in the Fund are exposed to risks, please refer to the Prospectus for detailed information. Investors are advised to consider the risks in the Fund and should make their own risk assessment and seek professional advice, where necessary, prior to investing. Investors should also note that the price of units and distribution payables, if any, may go down as well as up.
- Investors are also advised that, where a unit split/distribution is declared, the NAV per unit will be reduced from pre-unit split NAV/cum-distribution NAV to post-unit split NAV/ex-distribution NAV. Where a unit split is declared, the value of their investment in Malaysian Ringgit will remain unchanged after the distribution of the additional units.
- Any issue of units to which the Prospectus relates will only be made upon receipt of the completed application form referred to in and accompanying the Prospectus, subject to the terms and condition therein.
- This Fund Fact Sheet is prepared for information purposes only. It does not have regard to the specific investment objectives or the financial situation needs of any specific person who may receive it. Neither the information nor any opinions expressed constitute an offer, or an invitation to make an offer to buy or sell any securities or unit trust. The information contained herein has been obtained from sources believed in good faith to be reliable, however, no guarantee is given in its accuracy or completeness. All opinions in respect of market review, Fund review and outlook constitute the Manager's judgments as of the date of the issuance of this fact sheet and are subject to change without notice. Past performance is not necessarily a guide for future performance and income distributions are not guaranteed. Returns may vary from year to year.