


BIMB-ARABESQUE /GLOBAL DIVIDEND FUND 1

RM Class



LIPPERLEADER Fund Ratings*

Highest (5) (4) (3) (2) (1) Lowest

2 Total Return
2 Consistent Return
4 Preservation

* Source : The Edge Lipper, 03 August 2020

FUND MANAGER'S REVIEW

Arabesque Q3.17 Systematic returned 6.11% for the month, compared to 5.29% for the MSCI AC World Index (in USD terms). Health Technology, Non-Energy Minerals and Technology Services were the largest contributors of positive performance, whilst Utilities, Communications and Health Services contributed negatively. On a relative basis, the primary driver of outperformance for the month was the Fund's underweight in the Finance sector and positive stock selections in Technology Services. With low turnover the fund decreased its cash position slightly to 2%.

ABOUT THE TARGET FUND

Arabesque Q3.17 Systematic is a balanced global equity fund that uniquely combines Shariah-compliance, sustainability values, a sophisticated fundamental stock selection process and a state of the art risk and investment management technology.

The Target Fund provides risk controlled equity upside by dynamically allocating into stocks from the Shariah-compliant Arabesque Investment Universe and Shariah-compliant cash. The Fund aims to limit maximum drawdowns to less than 25%.

At its heart are rigorous portfolio guidelines to manage downside risk. The maximum allocation for each equity is c.1% of the portfolio NAV, there is no leverage or shorting, and the Fund uses no derivatives.

The Target Fund's quantitative risk and investment management technology is owned exclusively by Arabesque. It is based on leading academic research into the behavior of stock returns, Conditional Value at Risk (CVaR) portfolio optimization and behavioral finance.

Arabesque Q3.17 Systematic is UCITS IV compliant, offers daily liquidity and has ongoing charges of 1.09%.

AWARDS & ACCOLADES

- BEST RISK-ADJUSTED RETURNS FOR ESG PRINCIPLE INVESTMENT FUND MANAGER 2020 & 2019, ALPHA SOUTHEAST ASIA
- BEST ISLAMIC ASSET & FUND MANAGER (MALAYSIA) 2020, 2019, 2018 & 2017, ALPHA SOUTHEAST ASIA
- BEST SHARIAH-ESG FUND MANAGER 2020, GLOBAL BUSINESS OUTLOOK FINANCE AWARDS
- MOST INNOVATIVE SHARIAH ESG SUKUK FUND - BIMB ESG SUKUK FUND (BSF) 2020, GLOBAL BUSINESS OUTLOOK FINANCE AWARDS
- ESG ASSET MANAGER OF THE YEAR 2019, THE ASSET TRIPLE A ISLAMIC FINANCE

BIMB INVESTMENT MANAGEMENT BERHAD

199301021508 (276246-X)

19th Floor, Menara Bank Islam
No 22, Jalan Perak, 50450 Kuala Lumpur, Malaysia
1800-88-1196
BIMBInvestCustomerCare@bankislam.com.my
www.bimbinvestment.com.my

INVESTMENT OBJECTIVE

The Fund seeks to achieve long-term capital appreciation.

FUND INFORMATION

Fund Type	Income & Growth
Investor's Risk Profile	Moderate to High
Financial Year End	31 March
Benchmark	MSCI AC World Index NR
Current Fund Size	NAV(RM) 649,859,217.90 Units 1,287,257,264.26
Target Fund	Arabesque Q3.17 SICAV - Arabesque Q3.17 Systematic

FEES & CHARGES

Sales Charge	Up to 5.00% of the NAV per unit of the Fund
Annual Management Fee	Up to 1.80% per annum of the NAV of the Fund
Annual Trustee Fee	Up to 0.06% per annum of the NAV of the Fund subject to a minimum fee of RM 15,0000

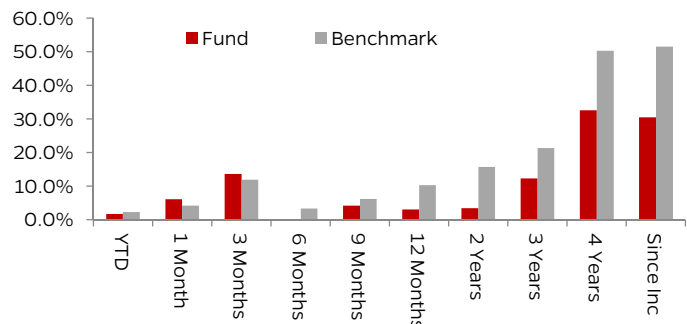
TRANSACTION & DISTRIBUTION

Minimum Initial Investment	RM 500.00
Minimum Additional Investment	RM 100.00
Distribution Policy	Subject to availability of income, the Manager will declare annual income distributions. Income distribution will be based on net realised income for the period. The Fund will be measured against an average income distribution yield of 6% per annum over a 5-year period. This is not a guaranteed return and it is only a measurement of the Fund's income distributions. The Fund may or may not achieve 6% income distribution yield in any particular financial year.

HIGHEST & LOWEST NAV (Excluding annual income distribution payout)

	Date	Price (RM)
Current	31/07/2020	0.5024
Highest	02/10/2018	0.5774
Lowest	26/03/2020	0.4256

FUND PERFORMANCE*



BIMB-ARABESQUE /GLOBAL DIVIDEND FUND 1
RM Class

CUMULATIVE PERFORMANCE (%)*										
	YTD	1 Month	3 Month	6 Month	9 Month	1 Year	2 Year	3 Year	4 Year	Since Inception
Fund	1.64	6.09	13.59	0.17	4.14	2.99	3.41	12.23	32.55	30.43
Benchmark	2.29	4.18	11.83	3.30	6.19	10.28	15.67	21.25	50.27	51.47

CALENDAR YEAR PERFORMANCE (%)*				
2019	2018	2017	2016	
13.86	(5.37)	12.81	4.68	

*Note: Performance figures are based on NAV per unit and the Fund's total return has been verified by Novagni Analytics and Advisory Sdn. Bhd. Past performance is not indicative of future performance.

INCOME DISTRIBUTIONS				
	2020 Mar	2019 Mar	2018 Mar	2017 Mar
Net Distribution (Sen/Unit)	3.15	2.08	4.18	3.55
Net Distribution Yield	6.36%	4.19%	8.00%	7.10%
Income Distribution Benchmark	6.00%	6.00%	6.00%	6.00%

TOP 10 HOLDINGS (TARGET FUND)				ASSET ALLOCATION (TARGET FUND)
SECURITIES NAME	SECTORS	COUNTRIES	WEIGHTS	
Quidel Corporation	Health Technology	United States	1.3	<p>■ Stocks ■ Cash</p> <p>2.3%</p> <p>97.7%</p>
Polymetal International Plc	Non-Energy Minerals	Russian Federation	1.2	
B2Gold Corp.	Non-Energy Minerals	Canada	1.2	
Sartorius Stedim Biotech SA	Health Technology	France	1.2	
Logitech International S.A.	Electronic Technology	Switzerland	1.1	
Centerra Gold Inc.	Non-Energy Minerals	Canada	1.1	
West Pharmaceutical Services, Inc.	Health Technology	United States	1.1	
New York Times Company Class A	Consumer Services	United States	1.1	
Tecan Group AG	Health Technology	Switzerland	1.1	
Etsy, Inc.	Commercial Services	United States	1.1	

BIMB-ARABESQUE /GLOBAL DIVIDEND FUND 1

RM Class

SECTOR ALLOCATION (TARGET FUND)		COUNTRY ALLOCATION (TARGET FUND)	
Health Technology	26.8%	United States	36.6%
Technology Services	13.8%	Japan	20.3%
Electronic Technology	9.5%	Switzerland	6.4%
Non-Energy Minerals	9.4%	Canada	3.4%
Consumer Non-Durables	9.0%	Australia	3.4%
Process Industries	6.2%	Finland	2.9%
Retail Trade	5.7%	Korea, Republic of	2.8%
Consumer Durables	4.7%	United Kingdom	2.6%
Consumer Services	3.8%	Germany	2.2%
Producer Manufacturing	2.3%	Sweden	2.2%
Other	6.3%	Other	14.9%
Cash	2.3%	Cash	2.3%

Based on the Fund's portfolio returns as at **14 July 2020**, the Volatility Factor (VF) for this Fund is **12.86** and is classified as "**High**". The VF means there is a possibility for the Fund in generating an upside return or downside return around this VF. The Volatility Class (VC) is assigned by Lipper based on quintile ranks of VF for qualified Funds. VF is subject to monthly revision and VC will be revised every six months. The Fund's portfolio may have changed since this date and there is no guarantee that the Fund will continue to have the same VF or VC in the future. Presently, only Funds launched in the market for at least 36 months will display the VF and its VC.


Lipper Ratings for Total Return reflect fund historic total return performance relative to peers. Lipper Ratings for Consistent Return reflect fund historical risk-adjusted returns relative to peers. Lipper Ratings for Preservation are relative, rather than absolute.

IMPORTANT INFORMATION:

- Investors are advised to read and understand the contents of the Prospectus of BIMB-ARABESQUE /Global Dividend Fund 1 dated 17 October 2019, its supplemental (if any) and the Fund's Product Highlight Sheet (PHS) before investing, which have been registered with the Securities Commission Malaysia (SC) who takes no responsibility for its contents. A copy of the Prospectus and PHS can be obtained from the Head Office of BIMB Investment Management Berhad or at www.bimbinvestment.com.my. The SC's approval or authorization, or the registration of the Prospectus should not be taken to indicate that the SC has recommended the fund. There are fees and charges involved and investors are advised to compare and consider them before investing in the Fund.
- Investments in the Fund are exposed to risks, please refer to the Prospectus for detailed information. Investors are advised to consider the risks in the fund and should make their own risk assessment and seek professional advice, where necessary, prior to investing. Investors should also note that the price of units and distribution payables, if any, may go down as well as up.
- Investors are also advised that, where a unit split/distribution is declared, the NAV per unit will be reduced from pre-unit split NAV/cum-distribution NAV to post-unit split NAV/ex-distribution NAV. Where a unit split is declared, the value of their investment in Malaysian Ringgit will remain unchanged after the distribution of the additional units.
- Any issue of units to which the Prospectus relates will only be made upon receipt of the completed application form referred to in and accompanying the Prospectus, subject to the terms and condition therein.
- This fund factsheet is prepared for information purposes only. It does not have regard to the specific investment objectives or the financial situation needs of any specific person who may receive it. Neither the information nor any opinions expressed constitute an offer, or an invitation to make an offer to buy or sell any securities or unit trust. The information contained herein has been obtained from sources believed in good faith to be reliable, however, no guarantee is given in its accuracy or completeness. All opinions in respect of market review, fund review and outlook constitute the Manager's judgments as of the date of the issuance of this factsheet and are subject to change without notice. Past performance is not necessarily a guide for future performance and income distributions are not guaranteed. Returns may vary from year to year.

BIMB-ARABESQUE /GLOBAL DIVIDEND FUND 1

USD Class



LIPPERLEADER Fund Ratings*

Highest (5) (4) (3) (2) (1) Lowest

- 2 Total Return
- 2 Consistent Return
- 4 Preservation

* Source : The Edge Lipper, 03 August 2020

FUND MANAGER'S REVIEW

Arabesque Q3.17 Systematic returned 6.11% for the month, compared to 5.29% for the MSCI AC World Index (in USD terms). Health Technology, Non-Energy Minerals and Technology Services were the largest contributors of positive performance, whilst Utilities, Communications and Health Services contributed negatively. On a relative basis, the primary driver of outperformance for the month was the Fund's underweight in the Finance sector and positive stock selections in Technology Services. With low turnover the fund decreased its cash position slightly to 2%.

ABOUT THE TARGET FUND

Arabesque Q3.17 Systematic is a balanced global equity fund that uniquely combines Shariah-compliance, sustainability values, a sophisticated fundamental stock selection process and a state of the art risk and investment management technology.

The Target Fund provides risk controlled equity upside by dynamically allocating into stocks from the Shariah-compliant Arabesque Investment Universe and Shariah-compliant cash. The Fund aims to limit maximum drawdowns to less than 25%.

At its heart are rigorous portfolio guidelines to manage downside risk. The maximum allocation for each equity is c.1% of the portfolio NAV, there is no leverage or shorting, and the Fund uses no derivatives.

The Target Fund's quantitative risk and investment management technology is owned exclusively by Arabesque. It is based on leading academic research into the behavior of stock returns, Conditional Value at Risk (CVaR) portfolio optimization and behavioral finance.

Arabesque Q3.17 Systematic is UCITS IV compliant, offers daily liquidity and has ongoing charges of 1.09%.

CURRENCY EXCHANGE RATE

USD1 = MYR 4.2375

AWARDS & ACCOLADES

- BEST RISK-ADJUSTED RETURNS FOR ESG PRINCIPLE INVESTMENT FUND MANAGER 2020 & 2019, ALPHA SOUTHEAST ASIA
- BEST ISLAMIC ASSET & FUND MANAGER (MALAYSIA) 2020, 2019, 2018 & 2017, ALPHA SOUTHEAST ASIA
- BEST SHARIAH-ESG FUND MANAGER 2020, GLOBAL BUSINESS OUTLOOK FINANCE AWARDS
- MOST INNOVATIVE SHARIAH ESG SUKUK FUND - BIMB ESG SUKUK FUND (BSF) 2020, GLOBAL BUSINESS OUTLOOK FINANCE AWARDS
- ESG ASSET MANAGER OF THE YEAR 2019, THE ASSET TRIPLE A ISLAMIC FINANCE

BIMB INVESTMENT MANAGEMENT BERHAD

199301021508 (276246-X)



19th Floor, Menara Bank Islam
No 22, Jalan Perak, 50450 Kuala Lumpur, Malaysia



1800-88-1196



BIMBInvestCustomerCare@bankislam.com.my



www.bimbinvestment.com.my

INVESTMENT OBJECTIVE

The Fund seeks to achieve long-term capital appreciation.

FUND INFORMATION

Fund Type	Income & Growth
Investor's Risk Profile	Moderate to High
Financial Year End	31 March
Benchmark	MSCI AC World Index NR
Current Fund Size	NAV(USD) 43,127,362.92
	Units 83,705,833.14
Target Fund	Arabesque Q3.17 SICAV - Arabesque Q3.17 Systematic

FEES & CHARGES

Sales Charge	Up to 5.00% of the NAV per unit of the Fund
Annual Management Fee	Up to 1.80% per annum of the NAV of the Fund
Annual Trustee Fee	Up to 0.06% per annum of the NAV of the Fund subject to a minimum fee of RM 15,000 (excluding foreign custodian fees and charges)

TRANSACTION & DISTRIBUTION

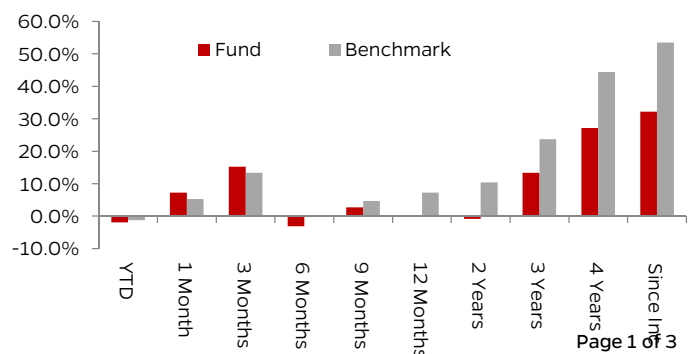
Minimum Initial Investment	USD 500.00
Minimum Additional Investment	USD 100.00
Distribution Policy	Subject to availability of income, the Manager will declare annual income distributions. Income distribution will be based on net realised income for the period.

The Fund will be measured against an average income distribution yield of 6% per annum over a 5-year period. This is not a guaranteed return and it is only a measurement of the Fund's income distributions. The Fund may or may not achieve 6% income distribution yield in any particular financial year.

HIGHEST & LOWEST NAV (Excluding annual income distribution payout)

	Date	Price (USD)
Current	31/07/2020	0.5123
Highest	29/01/2018	0.6324
Lowest	24/03/2020	0.4205

FUND PERFORMANCE*



BIMB-ARABESQUE /GLOBAL DIVIDEND FUND 1
USD Class

CUMULATIVE PERFORMANCE (%)*										
	YTD	1 Month	3 Month	6 Month	9 Month	1 Year	2 Year	3 Year	4 Year	Since Inception
Fund	(1.90)	7.27	15.23	(3.17)	2.67	0.29	(0.81)	13.39	27.19	32.15
Benchmark	(1.30)	5.28	13.37	(0.20)	4.67	7.19	10.35	23.67	44.37	53.48

CALENDAR YEAR PERFORMANCE (%)*				
2019	2018	2017	2016	
15.01	(7.35)	25.17	0.18	

*Note: Performance figures are based on NAV per unit and the Fund's total return has been verified by Novagni Analytics and Advisory Sdn. Bhd. Past performance is not indicative of future performance.

INCOME DISTRIBUTIONS				
	2020 Mar	2019 Mar	2018 Mar	2017 Mar
Net Distribution (Sen/Unit)	3.15	2.23	4.055	3.45
Net Distribution Yield	6.00%	4.01%	8.00%	6.90%
Income Distribution Benchmark	6.00%	6.00%	6.00%	6.00%

TOP 10 HOLDINGS (TARGET FUND)				ASSET ALLOCATION (TARGET FUND)
SECURITIES NAME	SECTORS	COUNTRIES	WEIGHTS	
Quidel Corporation	Health Technology	United States	1.3	<p>■ Stocks ■ Cash</p> <p>97.7%</p> <p>2.3%</p>
Polymetal International Plc	Non-Energy Minerals	Russian Federation	1.2	
B2Gold Corp.	Non-Energy Minerals	Canada	1.2	
Sartorius Stedim Biotech SA	Health Technology	France	1.2	
Logitech International S.A.	Electronic Technology	Switzerland	1.1	
Centerra Gold Inc.	Non-Energy Minerals	Canada	1.1	
West Pharmaceutical Services, Inc.	Health Technology	United States	1.1	
New York Times Company Class A	Consumer Services	United States	1.1	
Tecan Group AG	Health Technology	Switzerland	1.1	
Etsy, Inc.	Commercial Services	United States	1.1	

BIMB-ARABESQUE /GLOBAL DIVIDEND FUND 1

USD Class

SECTOR ALLOCATION (TARGET FUND)		COUNTRY ALLOCATION (TARGET FUND)	
Health Technology	26.8%	United States	36.6%
Technology Services	13.8%	Japan	20.3%
Electronic Technology	9.5%	Switzerland	6.4%
Non-Energy Minerals	9.4%	Canada	3.4%
Consumer Non-Durables	9.0%	Australia	3.4%
Process Industries	6.2%	Finland	2.9%
Retail Trade	5.7%	Korea, Republic of	2.8%
Consumer Durables	4.7%	United Kingdom	2.6%
Consumer Services	3.8%	Germany	2.2%
Producer Manufacturing	2.3%	Sweden	2.2%
Other	6.3%	Other	14.9%
Cash	2.3%	Cash	2.3%

Based on the Fund's portfolio returns as at **14 July 2020**, the Volatility Factor (VF) for this Fund is **14.24** and is classified as "**High**". The VF means there is a possibility for the Fund in generating an upside return or downside return around this VF. The Volatility Class (VC) is assigned by Lipper based on quintile ranks of VF for qualified Funds. VF is subject to monthly revision and VC will be revised every six months. The Fund's portfolio may have changed since this date and there is no guarantee that the Fund will continue to have the same VF or VC in the future. Presently, only Funds launched in the market for at least 36 months will display the VF and its VC.

Lipper Ratings for Total Return reflect fund historic total return performance relative to peers. Lipper Ratings for Consistent Return reflect fund historical risk-adjusted returns relative to peers. Lipper Ratings for Preservation are relative, rather than absolute.

IMPORTANT INFORMATION:

- Investors are advised to read and understand the contents of the Prospectus of BIMB-ARABESQUE /Global Dividend Fund 1 dated 17 October 2019, its supplemental (if any) and the Fund's Product Highlight Sheet (PHS) before investing, which have been registered with the Securities Commission Malaysia (SC) who takes no responsibility for its contents. A copy of the Prospectus and PHS can be obtained from the Head Office of BIMB Investment Management Berhad or at www.bimbinvestment.com.my. The SC's approval or authorization, or the registration of the Prospectus should not be taken to indicate that the SC has recommended the fund. There are fees and charges involved and investors are advised to compare and consider them before investing in the Fund.
- Investments in the Fund are exposed to risks, please refer to the Prospectus for detailed information. Investors are advised to consider the risks in the fund and should make their own risk assessment and seek professional advice, where necessary, prior to investing. Investors should also note that the price of units and distribution payables, if any, may go down as well as up.
- Investors are also advised that, where a unit split/distribution is declared, the NAV per unit will be reduced from pre-unit split NAV/cum-distribution NAV to post-unit split NAV/ex-distribution NAV. Where a unit split is declared, the value of their investment in Malaysian Ringgit will remain unchanged after the distribution of the additional units.
- Any issue of units to which the Prospectus relates will only be made upon receipt of the completed application form referred to in and accompanying the Prospectus, subject to the terms and condition therein.
- This fund factsheet is prepared for information purposes only. It does not have regard to the specific investment objectives or the financial situation needs of any specific person who may receive it. Neither the information nor any opinions expressed constitute an offer, or an invitation to make an offer to buy or sell any securities or unit trust. The information contained herein has been obtained from sources believed in good faith to be reliable, however, no guarantee is given in its accuracy or completeness. All opinions in respect of market review, fund review and outlook constitute the Manager's judgments as of the date of the issuance of this factsheet and are subject to change without notice. Past performance is not necessarily a guide for future performance and income distributions are not guaranteed. Returns may vary from year to year.

BIMB-ARABESQUE /GLOBAL DIVIDEND FUND 1

RM HEDGED Class

FUND MANAGER'S REVIEW

Arabesque Q3.17 Systematic returned 6.11% for the month, compared to 5.29% for the MSCI AC World Index (in USD terms). Health Technology, Non-Energy Minerals and Technology Services were the largest contributors of positive performance, whilst Utilities, Communications and Health Services contributed negatively. On a relative basis, the primary driver of outperformance for the month was the Fund's underweight in the Finance sector and positive stock selections in Technology Services. With low turnover the fund decreased its cash position slightly to 2%.

ABOUT THE TARGET FUND

Arabesque Q3.17 Systematic is a balanced global equity fund that uniquely combines Shariah-compliance, sustainability values, a sophisticated fundamental stock selection process and a state of the art risk and investment management technology.

The Target Fund provides risk controlled equity upside by dynamically allocating into stocks from the Shariah-compliant Arabesque Investment Universe and Shariah-compliant cash. The Fund aims to limit maximum drawdowns to less than 25%.

At its heart are rigorous portfolio guidelines to manage downside risk. The maximum allocation for each equity is c.1% of the portfolio NAV, there is no leverage or shorting, and the Fund uses no derivatives.

The Target Fund's quantitative risk and investment management technology is owned exclusively by Arabesque. It is based on leading academic research into the behavior of stock returns, Conditional Value at Risk (CVaR) portfolio optimization and behavioral finance.

Arabesque Q3.17 Systematic is UCITS IV compliant, offers daily liquidity and has ongoing charges of 1.09%.

AWARDS & ACCOLADES

- BEST RISK-ADJUSTED RETURNS FOR ESG PRINCIPLE INVESTMENT FUND MANAGER 2020 & 2019, ALPHA SOUTHEAST ASIA
- BEST ISLAMIC ASSET & FUND MANAGER (MALAYSIA) 2020, 2019, 2018 & 2017, ALPHA SOUTHEAST ASIA
- BEST SHARIAH-ESG FUND MANAGER 2020, GLOBAL BUSINESS OUTLOOK FINANCE AWARDS
- MOST INNOVATIVE SHARIAH ESG SUKUK FUND - BIMB ESG SUKUK FUND (BSF) 2020, GLOBAL BUSINESS OUTLOOK FINANCE AWARDS
- ESG ASSET MANAGER OF THE YEAR 2019, THE ASSET TRIPLE A ISLAMIC FINANCE

BIMB INVESTMENT MANAGEMENT BERHAD

199301021508 (276246-X)



19th Floor, Menara Bank Islam
No 22, Jalan Perak, 50450 Kuala Lumpur, Malaysia



1800-88-1196



BIMBInvestCustomerCare@bankislam.com.my



www.bimbinvestment.com.my

INVESTMENT OBJECTIVE

The Fund seeks to achieve long-term capital appreciation.

FUND INFORMATION

Fund Type	Income & Growth
Investor's Risk Profile	Moderate to High
Financial Year End	31 March
Benchmark	MSCI AC World Index NR
Current Fund Size	NAV(RM) 162,521.69
	Units 328,766.94
Target Fund	Arabesque Q3.17 SICAV - Arabesque Q3.17 Systematic

FEES & CHARGES

Sales Charge	Up to 5.00% of the NAV per unit of the Fund
Annual Management Fee	Up to 1.80% per annum of the NAV of the Fund
Annual Trustee Fee	Up to 0.06% per annum of the NAV of the Fund subject to a minimum fee of RM 15,000

TRANSACTION & DISTRIBUTION

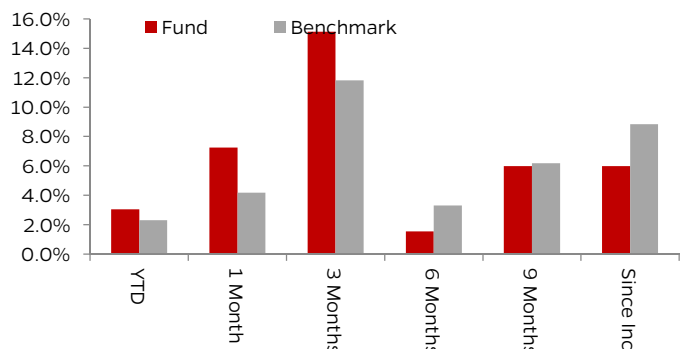
Minimum Initial Investment	RM 500.00
Minimum Additional Investment	RM 100.00
Distribution Policy	Subject to availability of income, the Manager will declare annual income distributions. Income distribution will be based on net realised income for the period.

The Fund will be measured against an average income distribution yield of 6% per annum over a 5-year period. This is not a guaranteed return and it is only a measurement of the Fund's income distributions. The Fund may or may not achieve 6% income distribution yield in any particular financial year.

HIGHEST & LOWEST NAV (Excluding annual income distribution payout)

	Date	Price (RM)
Current	31/07/2020	0.4914
Highest	20/02/2020	0.5475
Lowest	26/03/2020	0.4111

FUND PERFORMANCE*



BIMB-ARABESQUE /GLOBAL DIVIDEND FUND 1

RM HEDGED Class

CUMULATIVE PERFORMANCE (%)*						INCOME DISTRIBUTIONS	
	YTD	1 Month	3 Month	6 Month	Since Inception		2020 Mar
Fund	3.04	7.25	15.14	1.54	5.99	Net Distribution (Sen/Unit)	3.00
Benchmark	2.29	4.18	11.83	3.30	8.83	Net Distribution Yield	6.00%
						Income Distribution Benchmark	6.00%

*Note: Performance figures are based on NAV per unit and the Fund's total return has been verified by Novagni Analytics and Advisory Sdn. Bhd. Past performance is not indicative of future performance.

TOP 10 HOLDINGS (TARGET FUND)				ASSET ALLOCATION (TARGET FUND)	
SECURITIES NAME	SECTORS	COUNTRIES	WEIGHTS		
Quidel Corporation	Health Technology	United States	1.3		
Polymetal International Plc	Non-Energy Minerals	Russian Federation	1.2		
B2Gold Corp.	Non-Energy Minerals	Canada	1.2		
Sartorius Stedim Biotech SA	Health Technology	France	1.2		
Logitech International S.A.	Electronic Technology	Switzerland	1.1		
Centerra Gold Inc.	Non-Energy Minerals	Canada	1.1		
West Pharmaceutical Services, Inc.	Health Technology	United States	1.1		
New York Times Company Class A	Consumer Services	United States	1.1		
Tecan Group AG	Health Technology	Switzerland	1.1		
Etsy, Inc.	Commercial Services	United States	1.1		

SECTOR ALLOCATION (TARGET FUND)		COUNTRY ALLOCATION (TARGET FUND)	
Health Technology	26.8%	United States	36.6%
Technology Services	13.8%	Japan	20.3%
Electronic Technology	9.5%	Switzerland	6.4%
Non-Energy Minerals	9.4%	Canada	3.4%
Consumer Non-Durables	9.0%	Australia	3.4%
Process Industries	6.2%	Finland	2.9%
Retail Trade	5.7%	Korea, Republic of	2.8%
Consumer Durables	4.7%	United Kingdom	2.6%
Consumer Services	3.8%	Germany	2.2%
Producer Manufacturing	2.3%	Sweden	2.2%
Other	6.3%	Other	14.9%
Cash	2.3%	Cash	2.3%

IMPORTANT INFORMATION:

- Investors are advised to read and understand the contents of the Prospectus of BIMB-ARABESQUE /Global Dividend Fund 1 dated 17 October 2019, its supplemental (if any) and the Fund's Product Highlight Sheet (PHS) before investing, which have been registered with the Securities Commission Malaysia (SC) who takes no responsibility for its contents. A copy of the Prospectus and PHS can be obtained from the Head Office of BIMB Investment Management Berhad or at www.bimbinvestment.com.my. The SC's approval or authorization, or the registration of the Prospectus should not be taken to indicate that the SC has recommended the fund. There are fees and charges involved and investors are advised to compare and consider them before investing in the Fund.
- Investments in the Fund are exposed to risks, please refer to the Prospectus for detailed information. Investors are advised to consider the risks in the fund and should make their own risk assessment and seek professional advice, where necessary, prior to investing. Investors should also note that the price of units and distribution payables, if any, may go down as well as up.
- Investors are also advised that, where a unit split/distribution is declared, the NAV per unit will be reduced from pre-unit split NAV/cum-distribution NAV to post-unit split NAV/ex-distribution NAV. Where a unit split is declared, the value of their investment in Malaysian Ringgit will remain unchanged after the distribution of the additional units.
- Any issue of units to which the Prospectus relates will only be made upon receipt of the completed application form referred to in and accompanying the Prospectus, subject to the terms and condition therein.
- This fund factsheet is prepared for information purposes only. It does not have regard to the specific investment objectives or the financial situation needs of any specific person who may receive it. Neither the information nor any opinions expressed constitute an offer, or an invitation to make an offer to buy or sell any securities or unit trust. The information contained herein has been obtained from sources believed in good faith to be reliable, however, no guarantee is given in its accuracy or completeness. All opinions in respect of market review, fund review and outlook constitute the Manager's judgments as of the date of the issuance of this factsheet and are subject to change without notice. Past performance is not necessarily a guide for future performance and income distributions are not guaranteed. Returns may vary from year to year.

BIMB-ARABESQUE /GLOBAL DIVIDEND FUND 1

SGD Class

FUND MANAGER'S REVIEW

Arabesque Q3.17 Systematic returned 6.11% for the month, compared to 5.29% for the MSCI AC World Index (in USD terms). Health Technology, Non-Energy Minerals and Technology Services were the largest contributors of positive performance, whilst Utilities, Communications and Health Services contributed negatively. On a relative basis, the primary driver of outperformance for the month was the Fund's underweight in the Finance sector and positive stock selections in Technology Services. With low turnover the fund decreased its cash position slightly to 2%.

ABOUT THE TARGET FUND

Arabesque Q3.17 Systematic is a balanced global equity fund that uniquely combines Shariah-compliance, sustainability values, a sophisticated fundamental stock selection process and a state of the art risk and investment management technology.

The Target Fund provides risk controlled equity upside by dynamically allocating into stocks from the Shariah-compliant Arabesque Investment Universe and Shariah-compliant cash. The Fund aims to limit maximum drawdowns to less than 25%.

At its heart are rigorous portfolio guidelines to manage downside risk. The maximum allocation for each equity is c.1% of the portfolio NAV, there is no leverage or shorting, and the Fund uses no derivatives.

The Target Fund's quantitative risk and investment management technology is owned exclusively by Arabesque. It is based on leading academic research into the behavior of stock returns, Conditional Value at Risk (CVaR) portfolio optimization and behavioral finance.

Arabesque Q3.17 Systematic is UCITS IV compliant, offers daily liquidity and has ongoing charges of 1.09%.

CURRENCY EXCHANGE RATE

USD1 = SGD1.3719

AWARDS & ACCOLADES

- BEST RISK-ADJUSTED RETURNS FOR ESG PRINCIPLE INVESTMENT FUND MANAGER 2020 & 2019, ALPHA SOUTHEAST ASIA
- BEST ISLAMIC ASSET & FUND MANAGER (MALAYSIA) 2020, 2019, 2018 & 2017, ALPHA SOUTHEAST ASIA
- BEST SHARIAH-ESG FUND MANAGER 2020, GLOBAL BUSINESS OUTLOOK FINANCE AWARDS
- MOST INNOVATIVE SHARIAH ESG SUKUK FUND – BIMB ESG SUKUK FUND (BSF) 2020, GLOBAL BUSINESS OUTLOOK FINANCE AWARDS
- ESG ASSET MANAGER OF THE YEAR 2019, THE ASSET TRIPLE A ISLAMIC FINANCE

BIMB INVESTMENT MANAGEMENT BERHAD

199301021508 (276246-X)

19th Floor, Menara Bank Islam
No 22, Jalan Perak, 50450 Kuala Lumpur, Malaysia

1800-88-1196

BIMBInvestCustomerCare@bankislam.com.my

www.bimbinvestment.com.my

INVESTMENT OBJECTIVE

The Fund seeks to achieve long-term capital appreciation.

FUND INFORMATION

Fund Type	Income & Growth
Investor's Risk Profile	Moderate to High
Financial Year End	31 March
Benchmark	MSCI AC World Index NR
Current Fund Size	NAV(SGD) 264,192.96 Units 547,641.99
Target Fund	Arabesque Q3.17 SICAV - Arabesque Q3.17 Systematic

FEES & CHARGES

Sales Charge	Up to 5.00% of the NAV per unit of the Fund
Annual Management Fee	Up to 1.80% per annum of the NAV of the Fund
Annual Trustee Fee	Up to 0.06% per annum of the NAV of the Fund subject to a minimum fee of RM 15,0000 (excluding foreign custodian fees and charges)

TRANSACTION & DISTRIBUTION

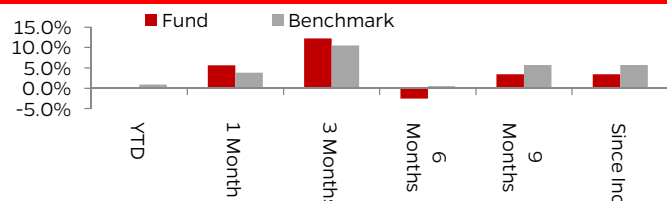
Minimum Initial Investment	SGD 500.00
Minimum Additional Investment	SGD 100.00
Distribution Policy	Subject to availability of income, the Manager will declare annual income distributions. Income distribution will be based on net realised income for the period.

The Fund will be measured against an average income distribution yield of 6% per annum over a 5-year period. This is not a guaranteed return and it is only a measurement of the Fund's income distributions. The Fund may or may not achieve 6% income distribution yield in any particular financial year.

HIGHEST & LOWEST NAV (Excluding annual income distribution payout)

	Date	Price (SGD)
Current	31/07/2020	0.4802
Highest	20/02/2020	0.5606
Lowest	24/03/2020	0.4149

FUND PERFORMANCE*



BIMB-ARABESQUE /GLOBAL DIVIDEND FUND 1

SGD Class

CUMULATIVE PERFORMANCE (%)*						INCOME DISTRIBUTIONS	
	YTD	1 Month	3 Month	6 Month	Since Inception	2020 Mar	
Fund	0.13	5.63	12.26	(2.58)	3.46	Net Distribution (Sen/Unit)	3.00
Benchmark	0.88	3.79	10.52	0.50	5.69	Net Distribution Yield	6.00%
						Income Distribution Benchmark	6.00%

*Note: Performance figures are based on NAV per unit and the Fund's total return has been verified by Novagni Analytics and Advisory Sdn. Bhd. Past performance is not indicative of future performance.

TOP 10 HOLDINGS (TARGET FUND)				ASSET ALLOCATION (TARGET FUND)
SECURITIES NAME	SECTORS	COUNTRIES	WEIGHTS	
Quidel Corporation	Health Technology	United States	1.3	<p>■ Stocks ■ Cash</p> <p>2.3%</p> <p>97.7%</p>
Polymetal International Plc	Non-Energy Minerals	Russian Federation	1.2	
B2Gold Corp.	Non-Energy Minerals	Canada	1.2	
Sartorius Stedim Biotech SA	Health Technology	France	1.2	
Logitech International S.A.	Electronic Technology	Switzerland	1.1	
Centerra Gold Inc.	Non-Energy Minerals	Canada	1.1	
West Pharmaceutical Services, Inc.	Health Technology	United States	1.1	
New York Times Company Class A	Consumer Services	United States	1.1	
Tecan Group AG	Health Technology	Switzerland	1.1	
Etsy, Inc.	Commercial Services	United States	1.1	

SECTOR ALLOCATION (TARGET FUND)		COUNTRY ALLOCATION (TARGET FUND)	
Health Technology	26.8%	United States	36.6%
Technology Services	13.8%	Japan	20.3%
Electronic Technology	9.5%	Switzerland	6.4%
Non-Energy Minerals	9.4%	Canada	3.4%
Consumer Non-Durables	9.0%	Australia	3.4%
Process Industries	6.2%	Finland	2.9%
Retail Trade	5.7%	Korea, Republic of	2.8%
Consumer Durables	4.7%	United Kingdom	2.6%
Consumer Services	3.8%	Germany	2.2%
Producer Manufacturing	2.3%	Sweden	2.2%
Other	6.3%	Other	14.9%
Cash	2.3%	Cash	2.3%

IMPORTANT INFORMATION:

- Investors are advised to read and understand the contents of the Prospectus of BIMB-ARABESQUE /Global Dividend Fund 1 dated 17 October 2019, its supplemental (if any) and the Fund's Product Highlight Sheet (PHS) before investing, which have been registered with the Securities Commission Malaysia (SC) who takes no responsibility for its contents. A copy of the Prospectus and PHS can be obtained from the Head Office of BIMB Investment Management Berhad or at www.bimbinvestment.com.my. The SC's approval or authorization, or the registration of the Prospectus should not be taken to indicate that the SC has recommended the fund. There are fees and charges involved and investors are advised to compare and consider them before investing in the Fund.
- Investments in the Fund are exposed to risks, please refer to the Prospectus for detailed information. Investors are advised to consider the risks in the fund and should make their own risk assessment and seek professional advice, where necessary, prior to investing. Investors should also note that the price of units and distribution payables, if any, may go down as well as up.
- Investors are also advised that, where a unit split/distribution is declared, the NAV per unit will be reduced from pre-unit split NAV/cum-distribution NAV to post-unit split NAV/ex-distribution NAV. Where a unit split is declared, the value of their investment in Malaysian Ringgit will remain unchanged after the distribution of the additional units.
- Any issue of units to which the Prospectus relates will only be made upon receipt of the completed application form referred to in and accompanying the Prospectus, subject to the terms and condition therein.
- This fund factsheet is prepared for information purposes only. It does not have regard to the specific investment objectives or the financial situation needs of any specific person who may receive it. Neither the information nor any opinions expressed constitute an offer, or an invitation to make an offer to buy or sell any securities or unit trust. The information contained herein has been obtained from sources believed in good faith to be reliable, however, no guarantee is given in its accuracy or completeness. All opinions in respect of market review, fund review and outlook constitute the Manager's judgments as of the date of the issuance of this factsheet and are subject to change without notice. Past performance is not necessarily a guide for future performance and income distributions are not guaranteed. Returns may vary from year to year.