

INVESTMENT OBJECTIVE

The Fund seeks to provide a regular* stream of income by investing in short-term Sukuk, Islamic money market instruments and placement in short-term Islamic deposits.

**Note: The Fund shall distribute income (if any) on a monthly basis.*

Any material changes to the Fund's investment objective would require Unit Holders' approval.

FUND INFORMATION

Fund Type	Income	
Risk Profile	Low	
Financial Year End	31 August	
Benchmark	1-month TDT-i of Bank Islam Malaysia Berhad	
Launch Date	27 December 2001	
Current Fund Size	NAV(RM)	4,030,016.73
	Units	7,522,638.79

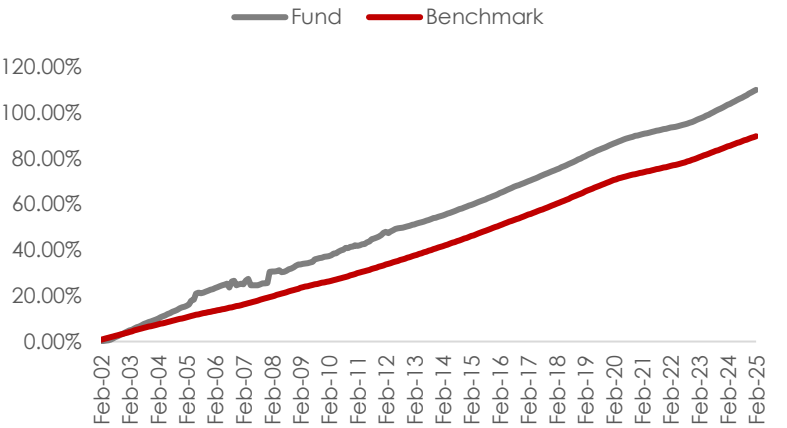
FEES & CHARGES

Sales Charge	NIL
Annual Management Fee	0.50% per annum of the NAV of the Fund
Annual Trustee Fee	0.02% per annum of the NAV of the Fund, subject to a minimum of RM18,000

TRANSACTION & DISTRIBUTION

Minimum Initial Investment	RM 1,000.00
Minimum Additional Investment	RM 100.00
Distribution Policy	<p>The Fund shall distribute income* (if any) on a monthly basis.</p> <p><i>*For R-Class, the amount of distribution declared will automatically be reinvested. For I-Class, the amount of distribution declared after deducting the withholding tax will automatically be reinvested. Hence, Unit Holders will receive additional Units from the reinvestment of income distribution.</i></p>

FUND PERFORMANCE



Source: BIMB Investment, data as of 28 February 2025

CUMULATIVE PERFORMANCE (%)

	YTD	1M	3M	6M	9M	1Y	3Y	5Y	10Y	SI*
Fund	0.53	0.25	0.81	1.64	2.44	3.24	8.52	12.60	31.46	110.04
Benchmark	0.38	0.19	0.57	1.16	1.77	2.42	7.35	11.23	29.87	89.76

**Since Inception*

HISTORICAL PERFORMANCE (%)

Monthly (2024/25)	Sept	Oct	Nov	Dec	Jan	Feb
Fund	0.27	0.27	0.28	0.28	0.28	0.53
Benchmark	0.20	0.20	0.19	0.19	0.19	0.38

INCOME DISTRIBUTIONS

Monthly (2024/25)	Sep	Oct	Nov	Dec	Jan	Feb
Net Distribution (Sen/Unit)	0.015	0.011	0.008	0.02	0.017	0.015
Net Distribution Yield (%)	0.03	0.02	0.02	0.04	0.03	0.03

Note: Performance figures are based on NAV per unit and the Fund's total return has been verified by Novagani Analytics and Advisory Sdn. Bhd.

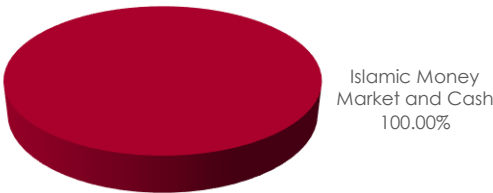
TOP 5 HOLDINGS

NAME OF FINANCIAL INSTITUTION	NAV (%)
Public Islamic Bank Berhad	20.14
CIMB Islamic Bank Berhad	19.52
Kuwait Finance House (Malaysia) Berhad	17.82
Alliance Islamic Bank Berhad	15.90
Bank Islam Malaysia Berhad	14.19

TOP SECTORS

NAME OF INSTRUMENT	NAV (%)
Islamic Money Market and Cash	100

ASSET ALLOCATION



FUND MANAGER'S REVIEW, OUTLOOK AND STRATEGY

United States Treasury (UST) yields declined in February as investors weighed the prospect of Trump's trade policies on global growth. The 25% tariff on imports from Canada and Mexico will be enforced on March 4th, in addition to a doubling of the 10% universal tariff charged on imports from China. Trump also plans to impose 25% tariffs on autos, semiconductors, and pharmaceutical as early as April 2nd. January's Personal Consumption Expenditure (PCE) price index rose 2.5%, easing slightly from 2.6% in December 2024, in line with markets' expectations. Meanwhile, according to FOMC's January's meeting minutes, the Federal Reserve (Fed) officials agreed that inflation would need to come off further before they could consider cutting interest rates again. The 10-year UST yield declined 34 basis points (bps) to 4.24%. Local government bonds ended only slightly firmer with the 10-year Malaysian Government Securities (MGS) and Government Investment Issues (GII) both closed 1bp lower at 3.79% and 3.81% respectively.

Malaysia's economy grew 5% year-on-year in Q4 2024, surpassing initial estimates of 4.8% but slowing from an upwardly revised 5.4% in the previous quarter. Annual inflation rate stood at 1.7% in January, holding steady for the second straight month and matching market forecasts. Core inflation increased 1.8% from 1.6% in December 2024.

We expect major central banks to continue cutting interest rates over the next 12 months although Bank Negara Malaysia is expected to keep the Overnight Policy Rate steady in the near term.

Note:

Based on the Fund's portfolio returns as at **10 March 2025**, the Volatility Factor (VF) for this Fund is **0.2** and is classified as **"Very Low"**. The VF means there is a possibility for the Fund in generating an upside return or downside return around this VF. The Volatility Class (VC) is assigned by Lipper based on quintile ranks of VF for qualified Funds. VF is subject to monthly revision and VC will be revised every six months. The Fund's portfolio may have changed since this date and there is no guarantee that the Fund will continue to have the same VF or VC in the future. Presently, only Funds launched in the market for at least 36 months will display the VF and its VC.

Lipper Ratings for Total Return reflect fund historic total return performance relative to peers. Lipper Ratings for Consistent Return reflect fund historical risk-adjusted returns relative to peers. Lipper Ratings for Preservation are relative, rather than absolute.

IMPORTANT INFORMATION:

- Investors are advised to read and understand the contents of the Master Prospectus dated 20 May 2020, its First Supplemental Master Prospectus dated 18 April 2022 and Second Supplemental Master Prospectus dated 28 September 2023 and the Fund's Product Highlight Sheet (PHS) before investing, which have been registered with the Securities Commission Malaysia (SC) who takes no responsibility for its contents. A copy of the Master Prospectus and PHS can be obtained from the Head Office of BIMB Investment Management Berhad or at www.bimbinvestment.com.my. PHS is available and that investors have the right to request for PHS. The PHS and any other product disclosure document should be read and understood before making any investment decision. The SC's approval or authorization, or the registration of the Master Prospectus should not be taken to indicate that the SC has recommended the Fund.
- There are fees and charges involved and investors are advised to compare and consider the fees, charges and costs involved before investing in the Fund. Investments in the Fund are exposed to risk, please refer to the Prospectus or its supplemental and PHS for detailed information. Investors are advised to consider the risks in the Fund and should make their own risk assessment and seek professional advice, where necessary, prior to investing. Investors should also note that the price of units and distribution payables, if any, may fluctuate, and past performance of the Fund should not be taken as indicative of its future performance.
- Investors are also advised that, where a unit split/distribution is declared, the NAV per unit will be reduced from pre-unit split NAV/cum-distribution NAV to post-unit split NAV/ex-distribution NAV. Where a unit split is declared, the value of their investment in Malaysian Ringgit will remain unchanged after the distribution of the additional units.
- Any issue of units to which the Prospectus or its supplemental, and PHS relates will only be made upon receipt of the completed application form referred to in and accompanying the Prospectus or its supplemental and PHS, subject to the terms and conditions therein.
- This Fund Fact Sheet is prepared for information purposes only. It does not have regard to the specific investment objectives, or the financial situation needs of any specific person who may receive it. Neither the information nor any opinions expressed constitute an offer, or an invitation to make an offer to buy or sell any securities or unit trust. The information contained herein has been obtained from sources believed in good faith to be reliable, however, no guarantee is given in its accuracy or completeness. All opinions in respect of market review, Fund review and outlook constitute the Manager's judgments as of the date of the issuance of this fact sheet and are subject to change without notice. Past performance is not necessarily a guide for future performance and income distributions are not guaranteed. Returns may vary from year to year. The ranking provided should not be solely relied upon and investors should also note that the ranking is likely to change. This Fund Fact Sheet has not been reviewed by the SC.

INVESTMENT OBJECTIVE

The Fund seeks to provide a regular* stream of income by investing in short-term Sukuk, Islamic money market instruments and placement in short-term Islamic deposits.

**Note: The Fund shall distribute income (if any) on a monthly basis. Any material changes to the Fund's investment objective would require Unit Holders' approval.*

FUND INFORMATION

Fund Type	Income		
Risk Profile	Low		
Financial Year End	31 August		
Benchmark	1-month TDT-i of Bank Islam Malaysia Berhad		
Launch Date	18 April 2022		
Current Fund Size	NAV (RM)	160,749,070.07	
	Units	296,582,547.42	

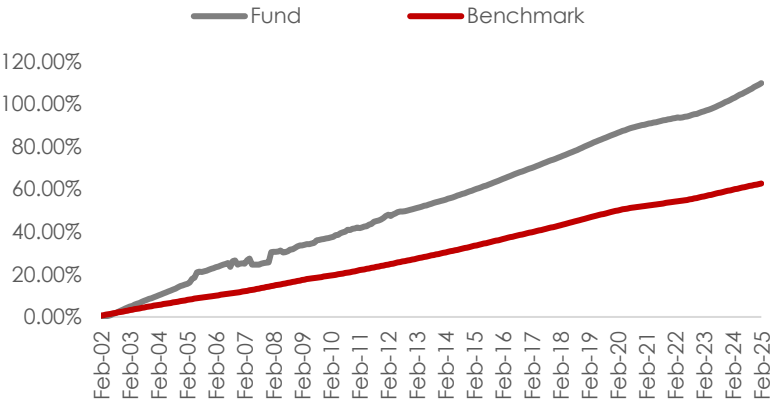
FEES & CHARGES

Sales Charge	NIL
Annual Management Fee	0.10% per annum of the NAV of the Fund
Annual Trustee Fee	0.02% per annum of the NAV of the Fund, subject to a minimum of RM18,000

TRANSACTION & DISTRIBUTION

Minimum Initial Investment	RM 50,000.00
Minimum Additional Investment	RM 25,000.00
Distribution Policy	<p>The Fund shall distribute income* (if any) on a monthly basis.</p> <p><i>*For R-Class, the amount of distribution declared will automatically be reinvested. For I-Class, the amount of distribution declared after deducting the withholding tax will automatically be reinvested. Hence, Unit Holders will receive additional Units from the reinvestment of income distribution</i></p>

FUND PERFORMANCE



Source: BIMB Investment, data as of 28 February 2025

CUMULATIVE PERFORMANCE (%)

	YTD	1M	3M	6M	9M	1Y	3Y	5Y	10Y	SI*
Fund	0.58	0.28	0.89	1.81	2.68	3.58	8.45	12.52	31.37	109.91
Benchmark	0.38	0.19	0.57	1.16	1.77	2.42	7.35	11.23	29.87	89.76

*Since Inception

HISTORICAL PERFORMANCE (%)

Monthly (2024/25)	Sep	Oct	Nov	Dec	Jan	Feb
Fund	0.30	0.30	0.31	0.31	0.30	0.58
Benchmark	0.15	0.15	0.14	0.14	0.14	0.38

INCOME DISTRIBUTIONS

Monthly (2024/25)	Sep	Oct	Nov	Dec	Jan	Feb
Net Distribution (Sen/Unit)	0.011	0.008	0.006	0.015	0.013	0.015
Net Distribution Yield (%)	0.03	0.02	0.01	0.04	0.03	0.03

Note: Performance figures are based on NAV per unit and the Fund's total return has been verified by Novagni Analytics and Advisory Sdn. Bhd.

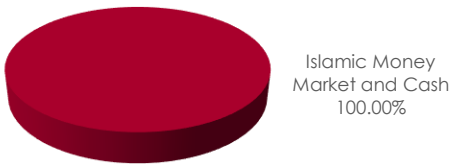
TOP 5 HOLDINGS

NAME OF FINANCIAL INSTITUTION	NAV (%)
Public Islamic Bank Berhad	20.14
CIMB Islamic Bank Berhad	19.52
Kuwait Finance House (Malaysia) Berhad	17.82
Alliance Islamic Bank Berhad	15.90
Bank Islam Malaysia Berhad	14.19

TOP SECTORS

NAME OF INSTRUMENT	NAV (%)
Islamic Money Market And Cash	100

ASSET ALLOCATION



FUND MANAGER'S REVIEW, OUTLOOK AND STRATEGY

United States Treasury (UST) yields declined in February as investors weighed the prospect of Trump's trade policies on global growth. The 25% tariff on imports from Canada and Mexico will be enforced on March 4th, in addition to a doubling of the 10% universal tariff charged on imports from China. Trump also plans to impose 25% tariffs on autos, semiconductors, and pharmaceutical as early as April 2nd. January's Personal Consumption Expenditure (PCE) price index rose 2.5%, easing slightly from 2.6% in December 2024, in line with markets' expectations. Meanwhile, according to FOMC's January's meeting minutes, the Federal Reserve (Fed) officials agreed that inflation would need to come off further before they could consider cutting interest rates again. The 10-year UST yield declined 34 basis points (bps) to 4.24%. Local government bonds ended only slightly firmer with the 10-year Malaysian Government Securities (MGS) and Government Investment Issues (GII) both closed 1bp lower at 3.79% and 3.81% respectively.

Malaysia's economy grew 5% year-on-year in Q4 2024, surpassing initial estimates of 4.8% but slowing from an upwardly revised 5.4% in the previous quarter. Annual inflation rate stood at 1.7% in January, holding steady for the second straight month and matching market forecasts. Core inflation increased 1.8% from 1.6% in December 2024.

We expect major central banks to continue cutting interest rates over the next 12 months although Bank Negara Malaysia is expected to keep the Overnight Policy Rate steady in the near term.

PUBLIC

IMPORTANT INFORMATION:

- 1) Investors are advised to read and understand the contents of the Master Prospectus dated 20 May 2020, its First Supplemental Master Prospectus dated 18 April 2022 and Second Supplemental Master Prospectus dated 28 September 2023 and the Fund's Product Highlight Sheet (PHS) before investing, which have been registered with the Securities Commission Malaysia (SC) who takes no responsibility for its contents. A copy of the Master Prospectus and PHS can be obtained from the Head Office of BIMB Investment Management Berhad or at www.bimbinvestment.com.my. PHS is available and that investors have the right to request for PHS. The PHS and any other product disclosure document should be read and understood before making any investment decision. The SC's approval or authorization, or the registration of the Master Prospectus should not be taken to indicate that the SC has recommended the Fund.
- 2) There are fees and charges involved and investors are advised to compare and consider the fees, charges and costs involved before investing in the Fund. Investments in the Fund are exposed to risk, please refer to the Prospectus or its supplemental and PHS for detailed information. Investors are advised to consider the risks in the Fund and should make their own risk assessment and seek professional advice, where necessary, prior to investing. Investors should also note that the price of units and distribution payables, if any, may fluctuate, and past performance of the Fund should not be taken as indicative of its future performance.
- 3) Investors are also advised that, where a unit split/distribution is declared, the NAV per unit will be reduced from pre-unit split NAV/cum-distribution NAV to post-unit split NAV/ex-distribution NAV. Where a unit split is declared, the value of their investment in Malaysian Ringgit will remain unchanged after the distribution of the additional units.
- 4) Any issue of units to which the Prospectus or its supplemental, and PHS relates will only be made upon receipt of the completed application form referred to in and accompanying the Prospectus or its supplemental and PHS, subject to the terms and conditions therein.
- 5) This Fund Fact Sheet is prepared for information purposes only. It does not have regard to the specific investment objectives, or the financial situation needs of any specific person who may receive it. Neither the information nor any opinions expressed constitute an offer, or an invitation to make an offer to buy or sell any securities or unit trust. The information contained herein has been obtained from sources believed in good faith to be reliable, however, no guarantee is given in its accuracy or completeness. All opinions in respect of market review, Fund review and outlook constitute the Manager's judgments as of the date of the issuance of this fact sheet and are subject to change without notice. Past performance is not necessarily a guide for future performance and income distributions are not guaranteed. Returns may vary from year to year. The ranking provided should not be solely relied upon and investors should also note that the ranking is likely to change. This Fund Fact Sheet has not been reviewed by the SC.

Level 19, Menara Bank Islam
No. 22 Jalan Perak, 50450 Kuala Lumpur, MY