

INVESTMENT OBJECTIVE

The Fund seeks to achieve medium to long-term capital appreciation.

Note: Any material changes to the Fund's investment objective would require Unit Holders' approval.

FUND INFORMATION

Fund Type Growth
Risk Profile Moderate to high
Financial Year End 31 October
Benchmark FTSE Shariah Asia Pacific Index.

Note:
The benchmark of the Fund was changed from MSCI AC Asia Pacific NR Index to FTSE Shariah Asia Pacific Index effective 30 September 2023. The benchmark is only used as a reference for the purpose of investment performance comparison. The Fund is not managed against the benchmark.

Launch Date 19 January 2018
Current Fund Size
NAV (RM) 3,804,879.34
Units 17,775,331.97

FEES & CHARGES

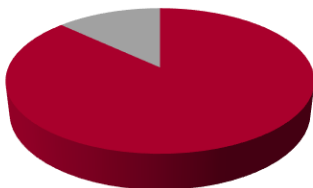
Sales Charge Up to 5.50% of the NAV per unit of the Fund
Annual Management Fee Up to 1.80% per annum of the NAV of the Fund
Annual Trustee Fee Up to 0.05% per annum of the NAV of the Fund subject to a minimum fee RM 24,000

TRANSACTION & DISTRIBUTION

Minimum Initial Investment RM 500.00
Minimum Additional Investment RM 100.00
Distribution Policy Distributions, if any, are at the discretion of the Manager and will vary from period to period depending on the availability of realised income for distribution and performance of the Fund.

ASSET ALLOCATION

Cash and Cash Equivalents
13.09%



Foreign Shariah-Compliant Equity
86.91%

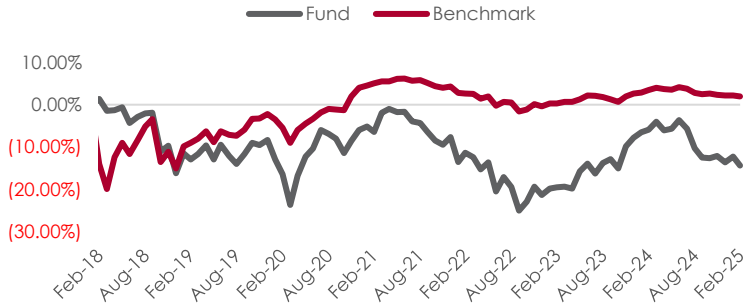
LIPPERLEADER Fund Ratings*

Highest 5 4 3 2 1 Lowest

1 Total Return 2 Consistent Return 4 Preservation

*Source: Lipper IM as of 28 February 2025

FUND PERFORMANCE



Source: BIMB Investment, data as of 28 February 2025

CUMULATIVE PERFORMANCE (%)

	YTD	1M	3M	6M	9M	1Y	3Y	5Y	SI*
Fund	(0.93)	(2.46)	(2.64)	(4.55)	(9.20)	(9.01)	(3.43)	2.44	(14.36)
Benchmark	(1.09)	(1.39)	(1.86)	(4.02)	(7.40)	(6.16)	2.56	29.89	14.08

*Since Inception
Note: Performance figures are based on NAV per unit and the Fund's total return has been verified by Novagni Analytics and Advisory Sdn. Bhd.

HISTORICAL PERFORMANCE (%)**

	2020	2021	2022	2023	2024
Fund	2.53	(1.79)	(14.77)	17.12	(6.25)
Benchmark	17.69	4.75	(16.76)	17.40	(0.60)

**Figures are based on calendar year.

TOP 10 HOLDINGS

NAME OF SECURITIES	NAV (%)
Bumrungrad Hospital Public Co., Ltd.	4.55
Tung Ho Steel Enterprise Corp	3.98
Bangkok Dusit Medical Services Public Co. Ltd.	3.98
Taiwan Fertilizer Co., Ltd.	3.77
ONO Pharmaceutical Co., Ltd.	3.28
Cochlear Limited	3.27
Morinaga & Co., Ltd.	3.20
Sohgo Security Services Co., Ltd.	2.85
Cheng Shin Rubber Ind	2.76
KEPCO Plant Service & Engineering Co., Ltd.	2.61

SECTOR ALLOCATION

NAME OF SECTOR	NAV (%)
Consumer Discretionary	20.15
Health Care	18.49
Industrials	14.89
Information Technology	12.21
Materials	10.74
Consumer Staples	7.87
Financials	2.55
Cash and Cash Equivalents	13.09

COUNTRY ALLOCATION

NAME OF COUNTRY	NAV (%)
Japan	42.28
Taiwan	16.53
Australia	10.46
Thailand	8.52
South Korea	7.24
Hong Kong	1.87
Cash and Cash Equivalents	13.09

FUND MANAGER'S REVIEW, OUTLOOK AND STRATEGY

In February 2025, United States (U.S.) equity indices declined due to underperformance in major tech stocks, concerns over elevated inflation, and weaker consumer spending. Uncertainty around the Federal Reserve (Fed) policy and signs of a slowing economy, including falling home prices, further weighed on investor sentiment, causing U.S. markets to underperform compared to global equities. European equities rose driven by optimism over a potential ceasefire in Ukraine and strong performance in financial and defence sectors. Asean equities performed mixed with Chinese equities, including those in Hong Kong and Shanghai, performed strongly, fueled by China's pro-growth policies, including fiscal and monetary stimulus, and government measures to stabilize the real estate and capital markets. Additionally, the rise of AI-driven companies like DeepSeek boosted sentiment, particularly in the tech sector.

The Bursa Malaysia index series delivered mixed performance, with the FTSE Bursa Malaysia KLCI (FBM KLCI) recording a modest gain of 1.14%, while other indices posted negative returns. The positive performance of the FBM KLCI was primarily driven by the resilience of large-cap stocks, which outperformed mid- and small-cap indices during the month. However, broader market sentiment was weighed down by cautious foreign investors activity, influenced by concerns over elevated U.S. inflation and the Fed's decision to hold interest rates. Despite Malaysia's strong economic fundamentals i.e. robust Gross Domestic Product (GDP) growth and healthy Foreign Direct Investment (FDI), these external headwinds limited the overall performance.

Our dynamic Shariah-compliant equity investment strategy adapts to market volatility by focusing on fundamentally strong companies and actively managing our portfolio based on market trends and economic indicators to optimize returns and mitigate risk.

Note:

Based on the Fund's portfolio returns as at **10 March 2025**, the Volatility Factor (VF) for this Fund is **11.0** and is classified as "**Moderate**". The VF means there is a possibility for the Fund in generating an upside return or downside return around this VF. The Volatility Class (VC) is assigned by Lipper based on quintile ranks of VF for qualified Funds. VF is subject to monthly revision and VC will be revised every six months. The Fund's portfolio may have changed since this date and there is no guarantee that the Fund will continue to have the same VF or VC in the future. Presently, only Funds launched in the market for at least 36 months will display the VF and its VC.

Lipper Ratings for Total Return reflect fund historic total return performance relative to peers. Lipper Ratings for Consistent Return reflect fund historical risk-adjusted returns relative to peers. Lipper Ratings for Preservation are relative, rather than absolute.

IMPORTANT INFORMATION:

- Investors are advised to read and understand the contents of the Prospectus of BIMB-Arabesque Asia Pacific Shariah-ESG Equity Fund (Fund) dated 19 January 2018, its First Supplemental Prospectus dated 20 July 2020 and Second Supplemental Prospectus dated 30 September 2023 and the Fund's Product Highlight Sheet (PHS) before investing, which have been registered with the Securities Commission Malaysia (SC) who takes no responsibility for its contents. A copy of the Prospectus and PHS can be obtained from the Head Office of BIMB Investment Management Berhad or at www.bimbinvestment.com.my. PHS is available and that investors have the right to request for PHS. The PHS and any other product disclosure document should be read and understood before making any investment decision. The SC's approval or authorization, or the registration of the Prospectus should not be taken to indicate that the SC has recommended the Fund.
- There are fees and charges involved and investors are advised to compare and consider the fees, charges and costs involved before investing in the Fund. Investments in the Fund are exposed to risk, please refer to the Prospectus or its supplemental (if any), and PHS for detailed information. Investors are advised to consider the risks in the Fund and should make their own risk assessment and seek professional advice, where necessary, prior to investing. Investors should also note that the price of units and distribution payables, if any, may fluctuate, and past performance of the Fund should not be taken as indicative of its future performance.
- Investors are also advised that, where a unit split/distribution is declared, the NAV per unit will be reduced from pre-unit split NAV/cum-distribution NAV to post-unit split NAV/ex-distribution NAV. Where a unit split is declared, the value of their investment in Malaysian Ringgit will remain unchanged after the distribution of the additional units.
- Any issue of units to which the Prospectus or its supplemental, and PHS relates will only be made upon receipt of the completed application form referred to in and accompanying the Prospectus or its supplemental (if any), and PHS, subject to the terms and conditions therein.
- This Fund Fact Sheet is prepared for information purposes only. It does not have regard to the specific investment objectives, or the financial situation needs of any specific person who may receive it. Neither the information nor any opinions expressed constitute an offer, or an invitation to make an offer to buy or sell any securities or unit trust. The information contained herein has been obtained from sources believed in good faith to be reliable, however, no guarantee is given in its accuracy or completeness. All opinions in respect of market review, Fund review and outlook constitute the Manager's judgments as of the date of the issuance of this fact sheet and are subject to change without notice. Past performance is not necessarily a guide for future performance and income distributions are not guaranteed. Returns may vary from year to year. The ranking provided should not be solely relied upon and investors should also note that the ranking is likely to change. This Fund Fact Sheet has not been reviewed by the SC.

Level 19, Menara Bank Islam
No. 22 Jalan Perak, 50450 Kuala Lumpur, MY

INVESTMENT OBJECTIVE

The Fund seeks to achieve medium to long-term capital appreciation.

Note: Any material changes to the Fund's investment objective would require Unit Holders' approval.

FUND INFORMATION

Fund Type	Growth
Risk Profile	Moderate to high
Financial Year End	31 October
Benchmark	FTSE Shariah Asia Pacific Index.
<p>Note: The benchmark of the Fund was changed from MSCI AC Asia Pacific NR Index to FTSE Shariah Asia Pacific Index effective 30 September 2023. The benchmark is only used as a reference for the purpose of investment performance comparison. The Fund is not managed against the benchmark.</p>	
Launch Date	19 January 2018
Current Fund Size	NAV(USD) 14,024.86 Units 74,117.94

FEES & CHARGES

Sales Charge	Up to 5.50% of the NAV per unit of the Fund
Annual Management Fee	Up to 1.80% per annum of the NAV of the Fund
Annual Trustee Fee	Up to 0.05% per annum of the NAV of the Fund subject to minimum fee RM 24,000 (excluding foreign custodian fees and charges)

TRANSACTION & DISTRIBUTION

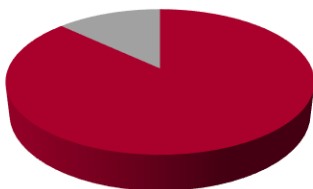
Minimum Initial Investment	USD 500.00
Minimum Additional Investment	USD 100.00
Distribution Policy	Distributions, if any, are at the discretion of the Manager and will vary from period to period depending on the availability of realised income for distribution and performance of the Fund.

CURRENCY EXCHANGE RATE

USD 1	MYR 4.4600
-------	------------

ASSET ALLOCATION

Cash and Cash Equivalents
13.09%



Foreign Shariah-Compliant Equity
86.91%

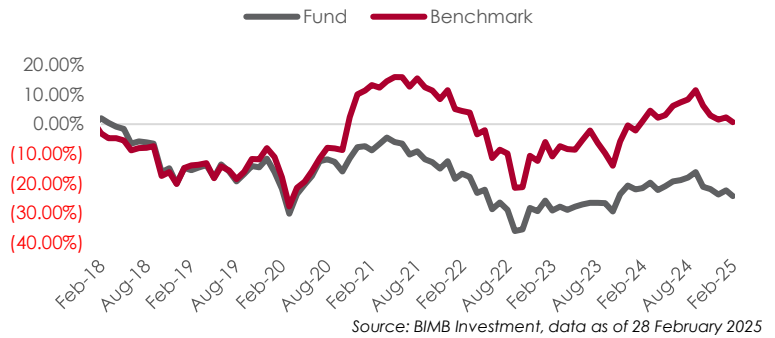
LIPPERLEADER Fund Ratings*

Highest (5) (4) (3) (2) (1) Lowest

1 Total Return 1 Consistent Return 4 Preservation

*Source: Lipper IM as of 28 February 2025

FUND PERFORMANCE



CUMULATIVE PERFORMANCE (%)

	YTD	1M	3M	6M	9M	1Y	3Y	5Y	SI*
Fund	(0.73)	(2.52)	(2.97)	(7.62)	(4.25)	(3.37)	(9.13)	(3.17)	(24.32)
Benchmark	(0.85)	(1.49)	(2.19)	(7.09)	(2.31)	(0.22)	(3.63)	22.72	0.71

*Since Inception

Note: Performance figures are based on NAV per unit and the Fund's total return has been verified by Novagni Analytics and Advisory Sdn. Bhd.

HISTORICAL PERFORMANCE (%)**

	2020	2021	2022	2023	2024
Fund	4.39	(5.21)	(19.27)	12.24	(3.74)
Benchmark	19.70	(1.46)	(17.22)	13.70	2.00

**Figures are based on calendar year.

TOP 10 HOLDINGS

NAME OF SECURITIES	NAV (%)
Bumrungrad Hospital Public Co., Ltd.	4.55
Tung Ho Steel Enterprise Corp	3.98
Bangkok Dusit Medical Services Public Co. Ltd.	3.98
Taiwan Fertilizer Co., Ltd.	3.77
ONO Pharmaceutical Co., Ltd.	3.28
Cochlear Limited	3.27
Morinaga & Co., Ltd.	3.20
Sohgo Security Services Co., Ltd.	2.85
Cheng Shin Rubber Ind	2.76
KEPCO Plant Service & Engineering Co., Ltd.	2.61

SECTOR ALLOCATION

NAME OF SECTOR	NAV (%)
Consumer Discretionary	20.15
Health Care	18.49
Industrials	14.89
Information Technology	12.21
Materials	10.74
Consumer Staples	7.87
Financials	2.55
Cash and Cash Equivalents	13.09

COUNTRY ALLOCATION

NAME OF COUNTRY	NAV (%)
Japan	42.28
Taiwan	16.53
Australia	10.46
Thailand	8.52
South Korea	7.24
Hong Kong	1.87
Cash and Cash Equivalents	13.09

FUND MANAGER'S REVIEW, OUTLOOK AND STRATEGY

In February 2025, United States (U.S.) equity indices declined due to underperformance in major tech stocks, concerns over elevated inflation, and weaker consumer spending. Uncertainty around the Federal Reserve (Fed) policy and signs of a slowing economy, including falling home prices, further weighed on investor sentiment, causing U.S. markets to underperform compared to global equities. European equities rose driven by optimism over a potential ceasefire in Ukraine and strong performance in financial and defence sectors. Asean equities performed mixed with Chinese equities, including those in Hong Kong and Shanghai, performed strongly, fueled by China's pro-growth policies, including fiscal and monetary stimulus, and government measures to stabilize the real estate and capital markets. Additionally, the rise of AI-driven companies like DeepSeek boosted sentiment, particularly in the tech sector.

The Bursa Malaysia index series delivered mixed performance, with the FTSE Bursa Malaysia KLCI (FBM KLCI) recording a modest gain of 1.14%, while other indices posted negative returns. The positive performance of the FBM KLCI was primarily driven by the resilience of large-cap stocks, which outperformed mid- and small-cap indices during the month. However, broader market sentiment was weighed down by cautious foreign investors activity, influenced by concerns over elevated U.S. inflation and the Fed's decision to hold interest rates. Despite Malaysia's strong economic fundamentals i.e. robust Gross Domestic Product (GDP) growth and healthy Foreign Direct Investment (FDI), these external headwinds limited the overall performance.

Our dynamic Shariah-compliant equity investment strategy adapts to market volatility by focusing on fundamentally strong companies and actively managing our portfolio based on market trends and economic indicators to optimize returns and mitigate risk.

Note:

Based on the Fund's portfolio returns as at **10 March 2025**, the Volatility Factor (VF) for this Fund is **11.1** and is classified as "**Moderate**". The VF means there is a possibility for the Fund in generating an upside return or downside return around this VF. The Volatility Class (VC) is assigned by Lipper based on quintile ranks of VF for qualified Funds. VF is subject to monthly revision and VC will be revised every six months. The Fund's portfolio may have changed since this date and there is no guarantee that the Fund will continue to have the same VF or VC in the future. Presently, only Funds launched in the market for at least 36 months will display the VF and its VC.

Lipper Ratings for Total Return reflect fund historic total return performance relative to peers. Lipper Ratings for Consistent Return reflect fund historical risk-adjusted returns relative to peers. Lipper Ratings for Preservation are relative, rather than absolute.

IMPORTANT INFORMATION:

- 1) Investors are advised to read and understand the contents of the Prospectus of BIMB-Arabesque Asia Pacific Shariah-ESG Equity Fund (Fund) dated 19 January 2018, its First Supplemental Prospectus dated 20 July 2020 and Second Supplemental Prospectus dated 30 September 2023 and the Fund's Product Highlight Sheet (PHS) before investing, which have been registered with the Securities Commission Malaysia (SC) who takes no responsibility for its contents. A copy of the Prospectus and PHS can be obtained from the Head Office of BIMB Investment Management Berhad or at www.bimbinvestment.com.my. PHS is available and that investors have the right to request for PHS. The PHS and any other product disclosure document should be read and understood before making any investment decision. The SC's approval or authorization, or the registration of the Prospectus should not be taken to indicate that the SC has recommended the Fund.
- 2) There are fees and charges involved and investors are advised to compare and consider the fees, charges and costs involved before investing in the Fund. Investments in the Fund are exposed to risk, please refer to the Prospectus or its supplemental (if any), and PHS for detailed information. Investors are advised to consider the risks in the Fund and should make their own risk assessment and seek professional advice, where necessary, prior to investing. Investors should also note that the price of units and distribution payables, if any, may fluctuate, and past performance of the Fund should not be taken as indicative of its future performance.
- 3) Investors are also advised that, where a unit split/distribution is declared, the NAV per unit will be reduced from pre-unit split NAV/cum-distribution NAV to post-unit split NAV/ex-distribution NAV. Where a unit split is declared, the value of their investment in Malaysian Ringgit will remain unchanged after the distribution of the additional units.
- 4) Any issue of units to which the Prospectus or its supplemental, and PHS relates will only be made upon receipt of the completed application form referred to in and accompanying the Prospectus or its supplemental (if any), and PHS, subject to the terms and conditions therein.
- 5) This Fund Fact Sheet is prepared for information purposes only. It does not have regard to the specific investment objectives, or the financial situation needs of any specific person who may receive it. Neither the information nor any opinions expressed constitute an offer, or an invitation to make an offer to buy or sell any securities or unit trust. The information contained herein has been obtained from sources believed in good faith to be reliable, however, no guarantee is given in its accuracy or completeness. All opinions in respect of market review, Fund review and outlook constitute the Manager's judgments as of the date of the issuance of this fact sheet and are subject to change without notice. Past performance is not necessarily a guide for future performance and income distributions are not guaranteed. Returns may vary from year to year. The ranking provided should not be solely relied upon and investors should also note that the ranking is likely to change. This Fund Fact Sheet has not been reviewed by the SC.