

INVESTMENT OBJECTIVE

The Fund aims to provide investment return to investors through investment in Shariah-compliant global equity with a focus on technology sector.

Note: Any material changes to the Fund's investment objective would require Unit Holders' approval.

FUND INFORMATION

Fund Type Growth
Risk Profile High
Financial Year End 31 May
Benchmark FTSE All-World Technology Index

Note:
The above benchmark of the Fund was changed from MSCI ACWI Information Technology Index to FTSE All-World Technology Index effective 30 September 2023. The above benchmark is only used as a reference for the purpose of investment performance comparison. The Fund is not managed against the benchmark.

Launch Date 29 November 2021
Current Fund Size **NAV(RM)** **9,902,707.43**
Units **32,561,548.63**

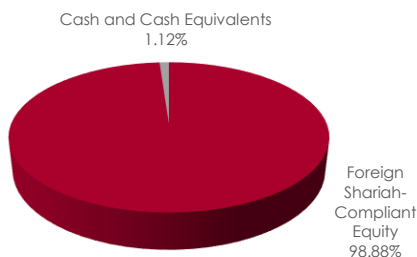
FEES & CHARGES

Sales Charge Up to 5.50% of the NAV per Unit of the Fund.
Annual Management Fee Up to 1.80% per annum of the NAV of the Fund.
Annual Trustee Fee 0.035% per annum of the NAV of the Fund subject to a minimum fee of RM12,000 per annum or its equivalent in the Base Currency (excluding foreign custodian fees and charges).

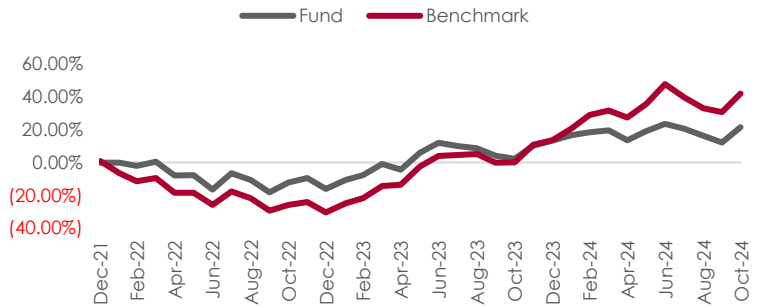
TRANSACTION & DISTRIBUTION

Minimum Initial Investment RM 500.00
Minimum Additional Investment RM 100.00
Distribution Policy Distribution of income, if any, is incidental.

ASSET ALLOCATION



FUND PERFORMANCE



Source: BIMB Investment, data as of 31 October 2024

CUMULATIVE PERFORMANCE (%)

	YTD	1M	3M	6M	9M	1Y	SI*
Fund	7.30	8.45	0.90	7.04	4.25	18.97	21.64
Benchmark	25.10	8.63	1.78	11.46	17.63	41.89	42.11

*Since Inception
Note: Performance figures are based on NAV per unit and the Fund's total return has been verified by Novagni Analytics and Advisory Sdn. Bhd.

HISTORICAL PERFORMANCE (%)**

	2022	2023
Fund	(16.05)	35.08
Benchmark	(31.09)	63.37

**Figures are based on calendar year.

TOP HOLDINGS

NAME OF SECURITIES	NAV (%)
Cisco Systems	8.60
Texas Instruments Incorporated	8.52
Apple Inc.	8.09
Alphabet Inc. Class A	7.98
Advantest Corp.	6.81
Microsoft Corporation	6.56
Qualcomm Inc	6.43
Nvidia Corporation	6.39
Arista Networks, Inc.	4.57
Tyler Technologies, Inc.	4.18

SECTORS ALLOCATION

NAME OF SECTOR	NAV (%)
Semiconductors And Semiconductor Equipment	30.86
Software	17.47
Communications Equipment	17.16
IT Services	10.70
Technology Hardware, Storage And Peripherals	8.09
Interactive Media And Services	7.98
Professional Services	3.67
Electronic Equipment, Instrument And Components	2.95
Cash and Cash Equivalents	1.12

COUNTRY ALLOCATION

NAME OF COUNTRY	NAV (%)
United States	81.41
Japan	17.47
Cash and Cash Equivalents	1.12

FUND MANAGER'S REVIEW

In October, the BIMB-Arabesque Global Shariah-ESG AI Technology Fund ("the Fund") delivered a return of 8.45% for its RM class. In contrast, the FTSE All-World Technology Index recorded a return of 8.63% in RM terms during the same period, leading to an underperformance of -0.18% for the Fund. This shortfall can be primarily attributed to the Fund's stock selection within the technology sector, as well as the Shariah and ESG criteria integrated into its investment process, which may have limited exposure to higher-performing stocks when compared to the benchmark index.

The Fund utilizes a quantitative investment strategy. This approach does not incorporate the Manager's macroeconomic views or forecasts. The Fund adheres to a rules-based process for security selection and rebalances its portfolio monthly to maintain its intended allocation.

IMPORTANT INFORMATION:

- 1) Investors are advised to read and understand the contents of the Prospectus of BIMB-Arabesque Global Shariah-ESG AI Technology Fund (Fund) dated 29 November 2021, or its First Supplemental Prospectus dated 30 September 2023 and the Fund's Product Highlight Sheet (PHS) before investing, which have been registered with the Securities Commission Malaysia (SC) who takes no responsibility for its contents. A copy of the Prospectus and PHS can be obtained from the Head Office of BIMB Investment Management Berhad or at www.bimbinvestment.com.my. PHS is available and that investors have the right to request for PHS. The PHS and any other product disclosure document should be read and understood before making any investment decision. The SC's approval or authorization, or the registration of the Prospectus should not be taken to indicate that the SC has recommended the Fund.
- 2) There are fees and charges involved and investors are advised to compare and consider the fees, charges and costs involved before investing in the Fund. Investments in the Fund are exposed to risk, please refer to the Prospectus or its supplemental and PHS for detailed information. Investors are advised to consider the risks in the Fund and should make their own risk assessment and seek professional advice, where necessary, prior to investing. Investors should also note that the price of units and distribution payables, if any, may fluctuate, and past performance of the Fund should not be taken as indicative of its future performance.
- 3) Investors are also advised that, where a unit split/distribution is declared, the NAV per unit will be reduced from pre-unit split NAV/cum-distribution NAV to post-unit split NAV/ex-distribution NAV. Where a unit split is declared, the value of their investment in Malaysian Ringgit will remain unchanged after the distribution of the additional units.
- 4) Any issue of units to which the Prospectus or its supplemental, and PHS relates will only be made upon receipt of the completed application form referred to in and accompanying the Prospectus or its supplemental and PHS, subject to the terms and conditions therein.
- 5) This Fund Fact Sheet is prepared for information purposes only. It does not have regard to the specific investment objectives, or the financial situation needs of any specific person who may receive it. Neither the information nor any opinions expressed constitute an offer, or an invitation to make an offer to buy or sell any securities or unit trust. The information contained herein has been obtained from sources believed in good faith to be reliable, however, no guarantee is given in its accuracy or completeness. All opinions in respect of market review, Fund review and outlook constitute the Manager's judgments as of the date of the issuance of this fact sheet and are subject to change without notice. Past performance is not necessarily a guide for future performance and income distributions are not guaranteed. Returns may vary from year to year. The ranking provided should not be solely relied upon and investors should also note that the ranking is likely to change. This Fund Fact Sheet has not been reviewed by the SC.

INVESTMENT OBJECTIVE

The Fund aims to provide investment return to investors through investment in Shariah-compliant global equity with a focus on technology sector.

Note: Any material changes to the Fund's investment objective would require Unit Holders' approval.

FUND INFORMATION

Fund Type	Growth
Risk Profile	High
Financial Year End	31 May
Benchmark	FTSE All-World Technology Index

Note:

The above benchmark of the Fund was changed from MSCI ACWI Information Technology Index to FTSE All-World Technology Index effective 30 September 2023. The above benchmark is only used as a reference for the purpose of investment performance comparison. The Fund is not managed against the benchmark.

Launch Date	29 November 2021
Current Fund Size	NAV(RM) 90,276.10 Units 383,174.52

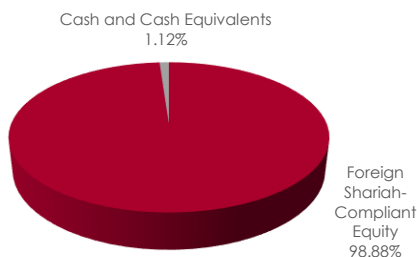
FEEES & CHARGES

Sales Charge	Up to 5.50% of the NAV per Unit of the Fund.
Annual Management Fee	Up to 1.80% per annum of the NAV of the Fund.
Annual Trustee Fee	0.035% per annum of the NAV of the Fund subject to a minimum fee of RM12,000 per annum or its equivalent in the Base Currency (excluding foreign custodian fees and charges).

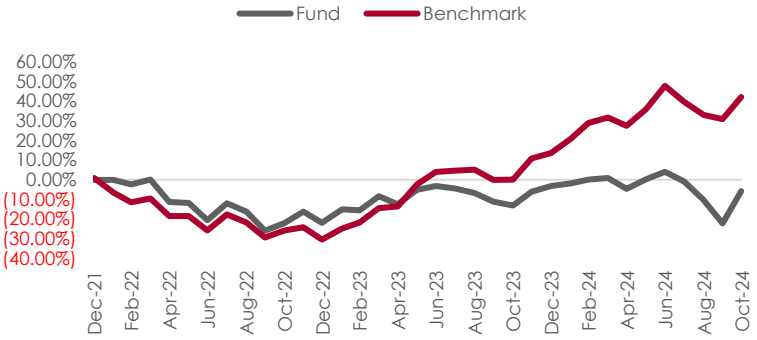
TRANSACTION & DISTRIBUTION

Minimum Initial Investment	RM 500.00
Minimum Additional Investment	RM 100.00
Distribution Policy	Distribution of income, if any, is incidental.

ASSET ALLOCATION



FUND PERFORMANCE



Source: BIMB Investment, data as of 31 October 2024

CUMULATIVE PERFORMANCE (%)

	YTD	1M	3M	6M	9M	1Y	SI*
Fund	(2.73)	21.32	(4.85)	(1.17)	(3.92)	8.37	(5.76)
Benchmark	25.10	8.63	1.78	11.46	17.63	41.89	42.11

*Since Inception

Note: Performance figures are based on NAV per unit and the Fund's total return has been verified by Novagni Analytics and Advisory Sdn. Bhd.

HISTORICAL PERFORMANCE (%)**

	2022	2023
Fund	(21.85)	24.01
Benchmark	(31.09)	63.37

**Figures are based on calendar year.

TOP HOLDINGS

NAME OF SECURITIES	NAV (%)
Cisco Systems	8.60
Texas Instruments Incorporated	8.52
Apple Inc.	8.09
Alphabet Inc. Class A	7.98
Advantest Corp.	6.81
Microsoft Corporation	6.56
Qualcomm Inc	6.43
Nvidia Corporation	6.39
Arista Networks, Inc.	4.57
Tyler Technologies, Inc.	4.18

SECTORS ALLOCATION

NAME OF SECTOR	NAV (%)
Semiconductors And Semiconductor Equipment	30.86
Software	17.47
Communications Equipment	17.16
IT Services	10.70
Technology Hardware, Storage And Peripherals	8.09
Interactive Media And Services	7.98
Professional Services	3.67
Electronic Equipment, Instrument And Components	2.95
Cash and Cash Equivalents	1.12

COUNTRY ALLOCATION

NAME OF COUNTRY	NAV (%)
United States	81.41
Japan	17.47
Cash and Cash Equivalents	1.12

FUND MANAGER'S REVIEW

In October, the BIMB-Arabesque Global Shariah-ESG AI Technology Fund ("the Fund") achieved an impressive return of 21.32% for its RM Hedged class. In comparison, the FTSE All-World Technology Index recorded a return of 8.63% in RM terms during the same period, resulting in a notable outperformance of 12.69% for the Fund. This strong performance can largely be attributed to gains realized from the Fund's hedging contracts, which mitigated currency risks and contributed positively to overall returns.

The Fund utilizes a quantitative investment strategy. This approach does not incorporate the Manager's macroeconomic views or forecasts. The Fund adheres to a rules-based process for security selection and rebalances its portfolio monthly to maintain its intended allocation.

IMPORTANT INFORMATION:

- 1) Investors are advised to read and understand the contents of the Prospectus of BIMB-Arabesque Global Shariah-ESG AI Technology Fund (Fund) dated 29 November 2021, or its First Supplemental Prospectus dated 30 September 2023 and the Fund's Product Highlight Sheet (PHS) before investing, which have been registered with the Securities Commission Malaysia (SC) who takes no responsibility for its contents. A copy of the Prospectus and PHS can be obtained from the Head Office of BIMB Investment Management Berhad or at www.bimbinvestment.com.my. PHS is available and that investors have the right to request for PHS. The PHS and any other product disclosure document should be read and understood before making any investment decision. The SC's approval or authorization, or the registration of the Prospectus should not be taken to indicate that the SC has recommended the Fund.
- 2) There are fees and charges involved and investors are advised to compare and consider the fees, charges and costs involved before investing in the Fund. Investments in the Fund are exposed to risk, please refer to the Prospectus or its supplemental and PHS for detailed information. Investors are advised to consider the risks in the Fund and should make their own risk assessment and seek professional advice, where necessary, prior to investing. Investors should also note that the price of units and distribution payables, if any, may fluctuate, and past performance of the Fund should not be taken as indicative of its future performance.
- 3) Investors are also advised that, where a unit split/distribution is declared, the NAV per unit will be reduced from pre-unit split NAV/cum-distribution NAV to post-unit split NAV/ex-distribution NAV. Where a unit split is declared, the value of their investment in Malaysian Ringgit will remain unchanged after the distribution of the additional units.
- 4) Any issue of units to which the Prospectus or its supplemental, and PHS relates will only be made upon receipt of the completed application form referred to in and accompanying the Prospectus or its supplemental and PHS, subject to the terms and conditions therein.
- 5) This Fund Fact Sheet is prepared for information purposes only. It does not have regard to the specific investment objectives, or the financial situation needs of any specific person who may receive it. Neither the information nor any opinions expressed constitute an offer, or an invitation to make an offer to buy or sell any securities or unit trust. The information contained herein has been obtained from sources believed in good faith to be reliable, however, no guarantee is given in its accuracy or completeness. All opinions in respect of market review, Fund review and outlook constitute the Manager's judgments as of the date of the issuance of this fact sheet and are subject to change without notice. Past performance is not necessarily a guide for future performance and income distributions are not guaranteed. Returns may vary from year to year. The ranking provided should not be solely relied upon and investors should also note that the ranking is likely to change. This Fund Fact Sheet has not been reviewed by the SC.

INVESTMENT OBJECTIVE

The Fund aims to provide investment return to investors through investment in Shariah-compliant global equity with a focus on technology sector.

Note: Any material changes to the Fund's investment objective would require Unit Holders' approval.

FUND INFORMATION

Fund Type	Growth
Risk Profile	High
Financial Year End	31 May
Benchmark	FTSE All-World Technology Index

Note:
The above benchmark of the Fund was changed from MSCI ACWI Information Technology Index to FTSE All-World Technology Index effective 30 September 2023. The above benchmark is only used as a reference for the purpose of investment performance comparison. The Fund is not managed against the benchmark

Launch Date	29 November 2021
Current Fund Size	NAV(USD) 11,373.11 Units 38,992.14

FEES & CHARGES

Sales Charge	Up to 5.50% of the NAV per Unit of the Fund.
Annual Management Fee	Up to 1.80% per annum of the NAV of the Fund.
Annual Trustee Fee	0.035% per annum of the NAV of the Fund subject to a minimum fee of RM12,000 per annum or its equivalent in the Base Currency (excluding foreign custodian fees and charges).

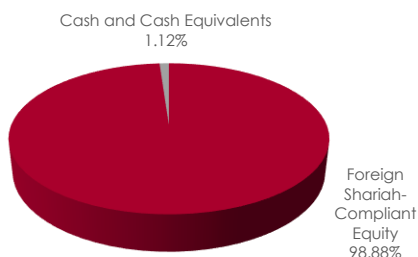
TRANSACTION & DISTRIBUTION

Minimum Initial Investment	USD 500.00
Minimum Additional Investment	USD 100.00
Distribution Policy	Distribution of income, if any, is incidental.

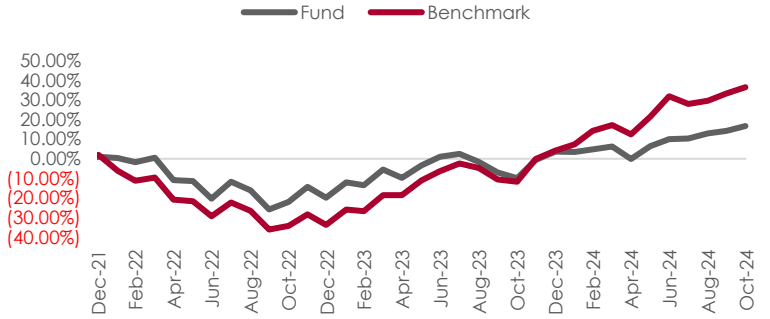
CURRENCY EXCHANGE RATE

USD 1 = MYR 4.3755

ASSET ALLOCATION



FUND PERFORMANCE



Source: BIMB Investment, data as of 31 October 2024

CUMULATIVE PERFORMANCE (%)

	YTD	1M	3M	6M	9M	1Y	SI*
Fund	12.58	2.14	5.84	16.73	12.71	29.47	16.68
Benchmark	31.13	2.31	6.73	21.43	27.06	54.39	36.45

*Since Inception

Note: Performance figures are based on NAV per unit and the Fund's total return has been verified by Novagni Analytics and Advisory Sdn. Bhd.

HISTORICAL PERFORMANCE (%)**

	2022	2023
Fund	(20.52)	29.16
Benchmark	(34.95)	56.77

**Figures are based on calendar year.

TOP HOLDINGS

NAME OF SECURITIES	NAV (%)
Cisco Systems	8.60
Texas Instruments Incorporated	8.52
Apple Inc.	8.09
Alphabet Inc. Class A	7.98
Advantest Corp.	6.81
Microsoft Corporation	6.56
Qualcomm Inc	6.43
Nvidia Corporation	6.39
Arista Networks, Inc.	4.57
Tyler Technologies, Inc.	4.18

SECTORS ALLOCATION

NAME OF SECTOR	NAV (%)
Semiconductors And Semiconductor Equipment	30.86
Software	17.47
Communications Equipment	17.16
IT Services	10.70
Technology Hardware, Storage And Peripherals	8.09
Interactive Media And Services	7.98
Professional Services	3.67
Electronic Equipment, Instrument And Components	2.95
Cash and Cash Equivalents	1.12

COUNTRY ALLOCATION

NAME OF COUNTRY	NAV (%)
United States	81.41
Japan	17.47
Cash and Cash Equivalents	1.12

FUND MANAGER'S REVIEW

In October, the BIMB-Arabesque Global Shariah-ESG AI Technology Fund ("the Fund") delivered a return of 2.14% for its USD class. In contrast, the FTSE All-World Technology Index recorded a return of 2.31% in USD terms during the same period, leading to an underperformance of -0.17% for the Fund. This shortfall can be primarily attributed to the Fund's stock selection within the technology sector, as well as the Shariah and ESG criteria integrated into its investment process, which may have limited exposure to higher-performing stocks when compared to the benchmark index.

The Fund utilizes a quantitative investment strategy. This approach does not incorporate the Manager's macroeconomic views or forecasts. The Fund adheres to a rules-based process for security selection and rebalances its portfolio monthly to maintain its intended allocation.

IMPORTANT INFORMATION:

- 1) Investors are advised to read and understand the contents of the Prospectus of BIMB-Arabesque Global Shariah-ESG AI Technology Fund (Fund) dated 29 November 2021, or its First Supplemental Prospectus dated 30 September 2023 and the Fund's Product Highlight Sheet (PHS) before investing, which have been registered with the Securities Commission Malaysia (SC) who takes no responsibility for its contents. A copy of the Prospectus and PHS can be obtained from the Head Office of BIMB Investment Management Berhad or at www.bimbinvestment.com.my. PHS is available and that investors have the right to request for PHS. The PHS and any other product disclosure document should be read and understood before making any investment decision. The SC's approval or authorization, or the registration of the Prospectus should not be taken to indicate that the SC has recommended the Fund.
- 2) There are fees and charges involved and investors are advised to compare and consider the fees, charges and costs involved before investing in the Fund. Investments in the Fund are exposed to risk, please refer to the Prospectus or its supplemental and PHS for detailed information. Investors are advised to consider the risks in the Fund and should make their own risk assessment and seek professional advice, where necessary, prior to investing. Investors should also note that the price of units and distribution payables, if any, may fluctuate, and past performance of the Fund should not be taken as indicative of its future performance.
- 3) Investors are also advised that, where a unit split/distribution is declared, the NAV per unit will be reduced from pre-unit split NAV/cum-distribution NAV to post-unit split NAV/ex-distribution NAV. Where a unit split is declared, the value of their investment in Malaysian Ringgit will remain unchanged after the distribution of the additional units.
- 4) Any issue of units to which the Prospectus or its supplemental, and PHS relates will only be made upon receipt of the completed application form referred to in and accompanying the Prospectus or its supplemental and PHS, subject to the terms and conditions therein.
- 5) This Fund Fact Sheet is prepared for information purposes only. It does not have regard to the specific investment objectives, or the financial situation needs of any specific person who may receive it. Neither the information nor any opinions expressed constitute an offer, or an invitation to make an offer to buy or sell any securities or unit trust. The information contained herein has been obtained from sources believed in good faith to be reliable, however, no guarantee is given in its accuracy or completeness. All opinions in respect of market review, Fund review and outlook constitute the Manager's judgments as of the date of the issuance of this fact sheet and are subject to change without notice. Past performance is not necessarily a guide for future performance and income distributions are not guaranteed. Returns may vary from year to year. The ranking provided should not be solely relied upon and investors should also note that the ranking is likely to change. This Fund Fact Sheet has not been reviewed by the SC.