

INVESTMENT OBJECTIVE

The Fund seeks to achieve medium to long term capital appreciation.

Note: Any material changes to the Fund's investment objective would require Unit Holders' approval.

FUND INFORMATION

Fund Type Growth
Risk Profile High
Financial Year End 31 March
Benchmark FTSE Shariah All-World Index

Note:
The above benchmark of the Fund was changed from MSCI ACWI Islamic Index Net Return to FTSE Shariah All-World Index effective 30 September 2023. The above benchmark is only used as a reference for the purpose of investment performance comparison. The Fund is not managed against the benchmark.

Launch Date 8 March 2021
Current Fund Size **NAV(RM)** **16,768,437.72**
Units **56,140,980.84**
Target Fund Arabesque Q3.17 SICAV – Global ESG Momentum Equity

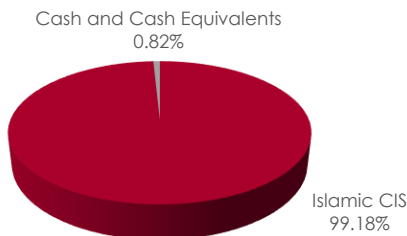
FEES & CHARGES

Sales Charge Up to 5.50% of the NAV per Unit
Annual Management Fee Up to 1.80% per annum of the NAV of the Fund.
Annual Trustee Fee Up to 0.035% per annum of the NAV of the Fund subject to a minimum fee of RM15,000 per annum or its equivalent in the Base Currency (excluding foreign custodian fees and charges).

TRANSACTION & DISTRIBUTION

Minimum Initial Investment RM 500.00
Minimum Additional Investment RM 100.00
Distribution Policy Distribution of income, if any, is incidental.

ASSET ALLOCATION



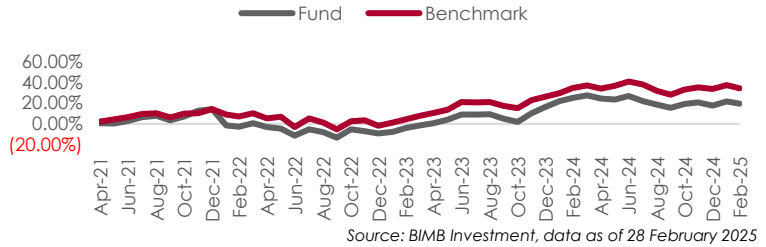
LIPPERLEADER Fund Ratings*

Highest (5) (4) (3) (2) (1) Lowest

4 Total Return **4 Consistent Return** **3 Preservation**

*Source: Lipper IM as of 28 February 2025

FUND PERFORMANCE



CUMULATIVE PERFORMANCE (%)

	YTD	1 M	3 M	6 M	9 M	1 Y	3Y	SI*
Fund	1.70	(1.61)	(0.99)	0.71	(3.27)	(4.35)	22.72	19.48
Benchmark	0.32	(2.30)	(0.73)	1.90	(1.93)	(0.18)	25.28	34.16

*Since Inception

Note: Performance figures are based on NAV per unit and the Fund's total return has been verified by Novagni Analytics and Advisory Sdn. Bhd.

HISTORICAL PERFORMANCE (%)**

	2021	2022	2023	2024
Fund	14.12	(20.33)	27.89	1.03
Benchmark	14.33	(14.03)	28.35	6.00

**Figures are based on calendar year.

TOP 10 HOLDINGS (TARGET FUND)

NAME OF SECURITIES	SECTOR	COUNTRY	WEIGHT (%)
Apple Inc.	Electronic Technology	United States	5.05
NVIDIA Corporation	Electronic Technology	United States	3.78
Alphabet Inc. Class A	Technology Services	United States	2.89
Meta Platforms Inc Class A	Technology Services	United States	2.53
Eli Lilly and Company	Health Technology	United States	2.18
Linde plc	Process Industries	United Kingdom	2.09
Broadcom Inc.	Electronic Technology	United States	2.05
Procter & Gamble Company	Consumer Non-Durables	United States	2.02
Cisco Systems, Inc.	Electronic Technology	United States	1.72
Coca-Cola Company	Consumer Non-Durables	United States	1.68

SECTOR ALLOCATION (TARGET FUND)

NAME OF SECTOR	%	NAME OF COUNTRY	%
Electronic Technology	28.91	United States	71.52
Health Technology	18.47	Switzerland	5.72
Technology Services	17.75	United Kingdom	5.14
Consumer Non-Durables	10.01	France	2.91
Producer Manufacturing	6.26	Ireland	2.59
Retail Trade	5.14	Germany	2.44
Transportation	3.94	Japan	2.31
Consumer Services	3.70	Netherlands	1.95
Process Industries	3.57	Korea, Republic of	1.83
Consumer Durables	0.68	China	0.95
Non-Energy Minerals	0.61	Canada	0.82
Distribution Services	0.56	Australia	0.73
Cash and Cash Equivalents	0.42	Denmark	0.66
		Cash and Cash Equivalents	0.42

FUND MANAGER'S REVIEW, OUTLOOK AND STRATEGY

As of end-February 2025, the BIMB-ARABESQUE Global Shariah Sustainable Equity Fund ("BGSEF") or ("the Fund") has allocated 99.18% of its assets into Arabesque Q3.17 SICAV - Global ESG Momentum Equity ("Target Fund"), with the remaining portion held in cash and cash equivalents (Shariah-compliant). During the month, the Fund delivered a return of -1.61% against its benchmark, the FTSE Shariah All-World Index of -2.30% (in RM terms), translating to an outperformance of 0.69%.

ABOUT THE TARGET FUND

Investment Philosophy

- Sustainability
- Quantitative
- Risk Premia

Arabesque Q3.17 SICAV - Global ESG Momentum Equity is a Shariah-compliant, globally diversified equity strategy that integrates material sustainability criteria and bottom-up, fundamental analyses within a rules-based investment process. In strict compliance with the AAOIFI Shariah standard, the strategy ensures the Shariah-compliance of the underlying funds.

The strategy's global investable universe consists of approximately 1,500 highly liquid and sustainable companies and excludes companies that generate profit from non-permissible business activities outlined in the AAOIFI Shariah standard.

The transparent stock selection process equally allocates into circa 100 companies with the strongest Momentum and the lowest transaction costs, allowing for a sustainable participation in global equity markets. The investment objective is long-term capital appreciation through consistent exposure to the Momentum risk premium.

Note:

Based on the Fund's portfolio returns as at **10 March 2025**, the Volatility Factor (VF) for this Fund is **13.8** and is classified as "**High**". The VF means there is a possibility for the Fund in generating an upside return or downside return around this VF. The Volatility Class (VC) is assigned by Lipper based on quintile ranks of VF for qualified Funds. VF is subject to monthly revision and VC will be revised every six months. The Fund's portfolio may have changed since this date and there is no guarantee that the Fund will continue to have the same VF or VC in the future. Presently, only Funds launched in the market for at least 36 months will display the VF and its VC.

Lipper Ratings for Total Return reflect fund historic total return performance relative to peers. Lipper Ratings for Consistent Return reflect fund historical risk-adjusted returns relative to peers. Lipper Ratings for Preservation are relative, rather than absolute.

IMPORTANT INFORMATION:

- 1) Investors are advised to read and understand the contents of the Replacement Prospectus of BIMB-ARABESQUE Global Shariah Sustainable Equity Fund dated 30 September 2023, its supplemental (if any) and the Fund's Product Highlight Sheet (PHS) before investing, which have been registered with the Securities Commission Malaysia (SC) who takes no responsibility for its contents. A copy of the Prospectus and PHS can be obtained from the Head Office of BIMB Investment Management Berhad or at www.bimbinvestment.com.my. PHS is available and that investors have the right to request for PHS. The PHS and any other product disclosure document should be read and understood before making any investment decision. The SC's approval or authorization, or the registration of the Prospectus should not be taken to indicate that the SC has recommended the Fund.
- 2) There are fees and charges involved and investors are advised to compare and consider the fees, charges and costs involved before investing in the Fund. Investments in the Fund are exposed to risk, please refer to the Prospectus or its supplemental (if any), and PHS for detailed information. Investors are advised to consider the risks in the Fund and should make their own risk assessment and seek professional advice, where necessary, prior to investing. Investors should also note that the price of units and distribution payables, if any, may fluctuate, and past performance of the Fund should not be taken as indicative of its future performance.
- 3) Investors are also advised that, where a unit split/distribution is declared, the NAV per unit will be reduced from pre-unit split NAV/cum-distribution NAV to post-unit split NAV/ex-distribution NAV. Where a unit split is declared, the value of their investment in Malaysian Ringgit will remain unchanged after the distribution of the additional units.
- 4) Any issue of units to which the Prospectus or its supplemental, and PHS relates will only be made upon receipt of the completed application form referred to in and accompanying the Prospectus or its supplemental (if any), and PHS, subject to the terms and conditions therein.
- 5) This Fund Fact Sheet is prepared for information purposes only. It does not have regard to the specific investment objectives, or the financial situation needs of any specific person who may receive it. Neither the information nor any opinions expressed constitute an offer, or an invitation to make an offer to buy or sell any securities or unit trust. The information contained herein has been obtained from sources believed in good faith to be reliable, however, no guarantee is given in its accuracy or completeness. All opinions in respect of market review, Fund review and outlook constitute the Manager's judgments as of the date of the issuance of this fact sheet and are subject to change without notice. Past performance is not necessarily a guide for future performance and income distributions are not guaranteed. Returns may vary from year to year. The ranking provided should not be solely relied upon and investors should also note that the ranking is likely to change. This Fund Fact Sheet has not been reviewed by the SC.

INVESTMENT OBJECTIVE

The Fund seeks to achieve medium to long term capital appreciation.

Note: Any material changes to the Fund's investment objective would require Unit Holders' approval.

FUND INFORMATION

Fund Type	Growth
Risk Profile	High
Financial Year End	31 March
Benchmark	FTSE Shariah All-World Index

Note:
The above benchmark of the Fund was changed from MSCI ACWI Islamic Index Net Return to FTSE Shariah All-World Index effective 30 September 2023. The above benchmark is only used as a reference for the purpose of investment performance comparison. The Fund is not managed against the benchmark.

Launch Date	8 March 2021
Current Fund Size	NAV(USD) 1,116.07 Units 4,000.00
Target Fund	Arabesque Q3.17 SICAV – Global ESG Momentum Equity

FEES & CHARGES

Sales Charge	Up to 5.50% of the NAV per Unit
Annual Management Fee	Up to 1.80% per annum of the NAV of the Fund.
Annual Trustee Fee	Up to 0.035% per annum of the NAV of the Fund subject to a minimum fee of RM15,000 per annum or its equivalent in the Base Currency (excluding foreign custodian fees and charges).

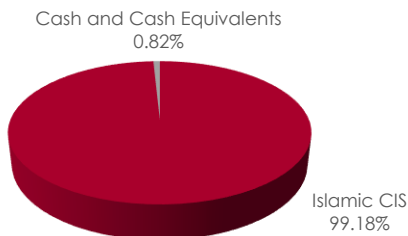
TRANSACTION & DISTRIBUTION

Minimum Initial Investment	USD 500.00
Minimum Additional Investment	USD 100.00
Distribution Policy	Distribution of income, if any, is incidental.

CURRENCY EXCHANGE RATE

USD 1 = MYR 4.4600

ASSET ALLOCATION



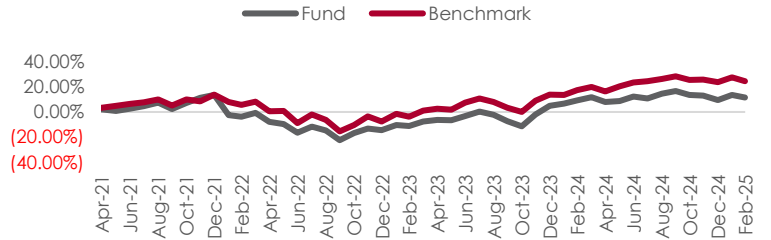
LIPPERLEADER Fund Ratings*

Highest (5) (4) (3) (2) (1) Lowest

4 Total Return 4 Consistent Return 3 Preservation

*Source: Lipper IM as of 28 February 2025

FUND PERFORMANCE



Source: BIMB Investment, data as of 28 February 2025

CUMULATIVE PERFORMANCE (%)

	YTD	1 M	3 M	6 M	9 M	1 Y	3 Y	SI*
Fund	1.90	(1.69)	(1.34)	(2.52)	2.61	2.20	16.10	11.60
Benchmark	0.57	(2.41)	(1.06)	(1.37)	3.46	6.12	17.72	24.49

*Since Inception
Note: Performance figures are based on NAV per unit and the Fund's total return has been verified by Novagni Analytics and Advisory Sdn. Bhd.

HISTORICAL PERFORMANCE (%)**

	2021	2022	2023	2024
Fund	13.52	(24.56)	22.56	4.34
Benchmark	13.85	(18.85)	23.17	8.78

**Figures are based on calendar year.

TOP 10 HOLDINGS (TARGET FUND)

NAME OF SECURITIES	SECTOR	COUNTRY	WEIGHT (%)
Apple Inc.	Electronic Technology	United States	5.05
NVIDIA Corporation	Electronic Technology	United States	3.78
Alphabet Inc. Class A	Technology Services	United States	2.89
Meta Platforms Inc Class A	Technology Services	United States	2.53
Eli Lilly and Company	Health Technology	United States	2.18
Linde plc	Process Industries	United Kingdom	2.09
Broadcom Inc.	Electronic Technology	United States	2.05
Procter & Gamble Company	Consumer Non-Durables	United States	2.02
Cisco Systems, Inc.	Electronic Technology	United States	1.72
Coca-Cola Company	Consumer Non-Durables	United States	1.68

SECTOR ALLOCATION (TARGET FUND)

NAME OF SECTOR	%	NAME OF COUNTRY	%
Electronic Technology	28.91	United States	71.52
Health Technology	18.47	Switzerland	5.72
Technology Services	17.75	United Kingdom	5.14
Consumer Non-Durables	10.01	France	2.91
Producer Manufacturing	6.26	Ireland	2.59
Retail Trade	5.14	Germany	2.44
Transportation	3.94	Japan	2.31
Consumer Services	3.70	Netherlands	1.95
Process Industries	3.57	Korea, Republic of	1.83
Consumer Durables	0.68	China	0.95
Non-Energy Minerals	0.61	Canada	0.82
Distribution Services	0.56	Australia	0.73
Cash and Cash Equivalents	0.42	Denmark	0.66
		Cash and Cash Equivalents	0.42

FUND MANAGER'S REVIEW, OUTLOOK AND STRATEGY

As of end-February 2025, the BIMB-ARABESQUE Global Shariah Sustainable Equity Fund ("BGSEF") or ("the Fund") has allocated 99.18% of its assets into Arabesque Q3.17 SICAV - Global ESG Momentum Equity ("Target Fund"), with the remaining portion held in cash and cash equivalents (Shariah-compliant). During the month, the Fund delivered a return of -1.69% against its benchmark, the FTSE Shariah All-World Index of -2.41% (in USD terms), translating to an outperformance of 0.71%.

ABOUT THE TARGET FUND

Investment Philosophy

- Sustainability
- Quantitative
- Risk Premia

Arabesque Q3.17 SICAV - Global ESG Momentum Equity is a Shariah-compliant, globally diversified equity strategy that integrates material sustainability criteria and bottom-up, fundamental analyses within a rules-based investment process. In strict compliance with the AAOIFI Shariah standard, the strategy ensures the Shariah-compliance of the underlying funds.

The strategy's global investable universe consists of approximately 1,500 highly liquid and sustainable companies and excludes companies that generate profit from non-permissible business activities outlined in the AAOIFI Shariah standard.

The transparent stock selection process equally allocates into circa 100 companies with the strongest Momentum and the lowest transaction costs, allowing for a sustainable participation in global equity markets. The investment objective is long-term capital appreciation through consistent exposure to the Momentum risk premium.

Note:

Based on the Fund's portfolio returns as at **10 March 2025**, the Volatility Factor (VF) for this Fund is **13.8** and is classified as "**High**". The VF means there is a possibility for the Fund in generating an upside return or downside return around this VF. The Volatility Class (VC) is assigned by Lipper based on quintile ranks of VF for qualified Funds. VF is subject to monthly revision and VC will be revised every six months. The Fund's portfolio may have changed since this date and there is no guarantee that the Fund will continue to have the same VF or VC in the future. Presently, only Funds launched in the market for at least 36 months will display the VF and its VC.

Lipper Ratings for Total Return reflect fund historic total return performance relative to peers. Lipper Ratings for Consistent Return reflect fund historical risk-adjusted returns relative to peers. Lipper Ratings for Preservation are relative, rather than absolute.

IMPORTANT INFORMATION:

- 1) Investors are advised to read and understand the contents of the Replacement Prospectus of BIMB-ARABESQUE Global Shariah Sustainable Equity Fund dated 30 September 2023, its supplemental (if any) and the Fund's Product Highlight Sheet (PHS) before investing, which have been registered with the Securities Commission Malaysia (SC) who takes no responsibility for its contents. A copy of the Prospectus and PHS can be obtained from the Head Office of BIMB Investment Management Berhad or at www.bimbinvestment.com.my. PHS is available and that investors have the right to request for PHS. The PHS and any other product disclosure document should be read and understood before making any investment decision. The SC's approval or authorization, or the registration of the Prospectus should not be taken to indicate that the SC has recommended the Fund.
- 2) There are fees and charges involved and investors are advised to compare and consider the fees, charges and costs involved before investing in the Fund. Investments in the Fund are exposed to risk, please refer to the Prospectus or its supplemental (if any), and PHS for detailed information. Investors are advised to consider the risks in the Fund and should make their own risk assessment and seek professional advice, where necessary, prior to investing. Investors should also note that the price of units and distribution payables, if any, may fluctuate, and past performance of the Fund should not be taken as indicative of its future performance.
- 3) Investors are also advised that, where a unit split/distribution is declared, the NAV per unit will be reduced from pre-unit split NAV/cum-distribution NAV to post-unit split NAV/ex-distribution NAV. Where a unit split is declared, the value of their investment in Malaysian Ringgit will remain unchanged after the distribution of the additional units.
- 4) Any issue of units to which the Prospectus or its supplemental, and PHS relates will only be made upon receipt of the completed application form referred to in and accompanying the Prospectus or its supplemental (if any), and PHS, subject to the terms and conditions therein.
- 5) This Fund Fact Sheet is prepared for information purposes only. It does not have regard to the specific investment objectives, or the financial situation needs of any specific person who may receive it. Neither the information nor any opinions expressed constitute an offer, or an invitation to make an offer to buy or sell any securities or unit trust. The information contained herein has been obtained from sources believed in good faith to be reliable, however, no guarantee is given in its accuracy or completeness. All opinions in respect of market review, Fund review and outlook constitute the Manager's judgments as of the date of the issuance of this fact sheet and are subject to change without notice. Past performance is not necessarily a guide for future performance and income distributions are not guaranteed. Returns may vary from year to year. The ranking provided should not be solely relied upon and investors should also note that the ranking is likely to change. This Fund Fact Sheet has not been reviewed by the SC.

INVESTMENT OBJECTIVE

The Fund seeks to achieve medium to long term capital appreciation.

Note: Any material changes to the Fund's investment objective would require Unit Holders' approval.

FUND INFORMATION

Fund Type	Growth
Risk Profile	High
Financial Year End	31 March
Benchmark	FTSE Shariah All-World Index

Note:
The above benchmark of the Fund was changed from MSCI ACWI Islamic Index Net Return to FTSE Shariah All-World Index effective 30 September 2023. The above benchmark is only used as a reference for the purpose of investment performance comparison. The Fund is not managed against the benchmark.

Launch Date	8 March 2021
Current Fund Size	NAV(RM) 58,299.47
	Units 202,282.54
Target Fund	Arabesque Q3.17 SICAV – Global ESG Momentum Equity

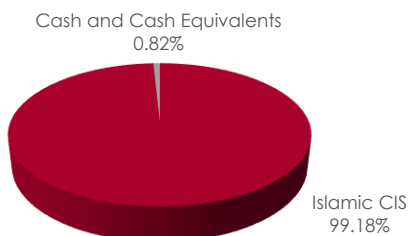
FEES & CHARGES

Sales Charge	Up to 5.50% of the NAV per Unit
Annual Management Fee	Up to 1.80% per annum of the NAV of the Fund.
Annual Trustee Fee	Up to 0.035% per annum of the NAV of the Fund subject to a minimum fee of RM15,000 per annum or its equivalent in the Base Currency (excluding foreign custodian fees and charges).

TRANSACTION & DISTRIBUTION

Minimum Initial Investment	RM 500.00
Minimum Additional Investment	RM 100.00
Distribution Policy	Distribution of income, if any, is incidental.

ASSET ALLOCATION



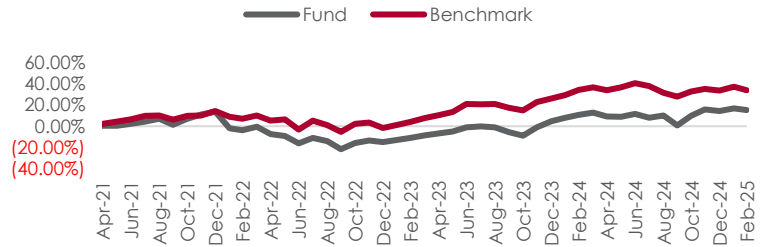
LIPPERLEADER Fund Ratings*

Highest (5) (4) (3) (2) (1) Lowest

4 Total Return 4 Consistent Return 3 Preservation

*Source: Lipper IM as of 28 February 2025

FUND PERFORMANCE



CUMULATIVE PERFORMANCE (%)

	YTD	1 M	3 M	6 M	9 M	1 Y	3 Y	SI*
Fund	0.77	(1.40)	(0.41)	4.53	5.68	4.01	19.73	15.28
Benchmark	0.32	(2.30)	(0.73)	1.90	(1.93)	(0.18)	25.28	34.16

*Since Inception

Note: Performance figures are based on NAV per unit and the Fund's total return has been verified by Novagni Analytics and Advisory Sdn. Bhd.

HISTORICAL PERFORMANCE (%)**

	2021	2022	2023	2024
Fund	13.68	(25.23)	23.15	9.29
Benchmark	14.33	(14.03)	28.35	6.00

**Figures are based on calendar year.

TOP 10 HOLDINGS (TARGET FUND)

NAME OF SECURITIES	SECTOR	COUNTRY	WEIGHT (%)
Apple Inc.	Electronic Technology	United States	5.05
NVIDIA Corporation	Electronic Technology	United States	3.78
Alphabet Inc. Class A	Technology Services	United States	2.89
Meta Platforms Inc Class A	Technology Services	United States	2.53
Eli Lilly and Company	Health Technology	United States	2.18
Linde plc	Process Industries	United Kingdom	2.09
Broadcom Inc.	Electronic Technology	United States	2.05
Procter & Gamble Company	Consumer Non-Durables	United States	2.02
Cisco Systems, Inc.	Electronic Technology	United States	1.72
Coca-Cola Company	Consumer Non-Durables	United States	1.68

SECTOR ALLOCATION (TARGET FUND)

NAME OF SECTOR	%	NAME OF COUNTRY	%
Electronic Technology	28.91	United States	71.52
Health Technology	18.47	Switzerland	5.72
Technology Services	17.75	United Kingdom	5.14
Consumer Non-Durables	10.01	France	2.91
Producer Manufacturing	6.26	Ireland	2.59
Retail Trade	5.14	Germany	2.44
Transportation	3.94	Japan	2.31
Consumer Services	3.70	Netherlands	1.95
Process Industries	3.57	Korea, Republic of	1.83
Consumer Durables	0.68	China	0.95
Non-Energy Minerals	0.61	Canada	0.82
Distribution Services	0.56	Australia	0.73
Cash and Cash Equivalents	0.42	Denmark	0.66
		Cash and Cash Equivalents	0.42

FUND MANAGER'S REVIEW, OUTLOOK AND STRATEGY

As of end-February 2025, the BIMB-ARABESQUE Global Shariah Sustainable Equity Fund ("BGSEF") or ("the Fund") has allocated 99.18% of its assets into Arabesque Q3.17 SICAV - Global ESG Momentum Equity ("Target Fund"), with the remaining portion held in cash and cash equivalents (Shariah-compliant). During the month, the Fund delivered a return of -1.40% against its benchmark, the FTSE Shariah All-World Index of -2.30% (in RM terms), translating to an outperformance of 0.90%.

ABOUT THE TARGET FUND

Investment Philosophy

- Sustainability
- Quantitative
- Risk Premia

Arabesque Q3.17 SICAV - Global ESG Momentum Equity is a Shariah-compliant, globally diversified equity strategy that integrates material sustainability criteria and bottom-up, fundamental analyses within a rules-based investment process. In strict compliance with the AAOIFI Shariah standard, the strategy ensures the Shariah-compliance of the underlying funds.

The strategy's global investable universe consists of approximately 1,500 highly liquid and sustainable companies and excludes companies that generate profit from non-permissible business activities outlined in the AAOIFI Shariah standard.

The transparent stock selection process equally allocates into circa 100 companies with the strongest Momentum and the lowest transaction costs, allowing for a sustainable participation in global equity markets. The investment objective is long-term capital appreciation through consistent exposure to the Momentum risk premium.

Note:

Based on the Fund's portfolio returns as at **10 March 2025**, the Volatility Factor (VF) for this Fund is **15.9** and is classified as "**High**". The VF means there is a possibility for the Fund in generating an upside return or downside return around this VF. The Volatility Class (VC) is assigned by Lipper based on quintile ranks of VF for qualified Funds. VF is subject to monthly revision and VC will be revised every six months. The Fund's portfolio may have changed since this date and there is no guarantee that the Fund will continue to have the same VF or VC in the future. Presently, only Funds launched in the market for at least 36 months will display the VF and its VC.

Lipper Ratings for Total Return reflect fund historic total return performance relative to peers. Lipper Ratings for Consistent Return reflect fund historical risk-adjusted returns relative to peers. Lipper Ratings for Preservation are relative, rather than absolute.

IMPORTANT INFORMATION:

- 1) Investors are advised to read and understand the contents of the Replacement Prospectus of BIMB-ARABESQUE Global Shariah Sustainable Equity Fund dated 30 September 2023, its supplemental (if any) and the Fund's Product Highlight Sheet (PHS) before investing, which have been registered with the Securities Commission Malaysia (SC) who takes no responsibility for its contents. A copy of the Prospectus and PHS can be obtained from the Head Office of BIMB Investment Management Berhad or at www.bimbinvestment.com.my. PHS is available and that investors have the right to request for PHS. The PHS and any other product disclosure document should be read and understood before making any investment decision. The SC's approval or authorization, or the registration of the Prospectus should not be taken to indicate that the SC has recommended the Fund.
- 2) There are fees and charges involved and investors are advised to compare and consider the fees, charges and costs involved before investing in the Fund. Investments in the Fund are exposed to risk, please refer to the Prospectus or its supplemental (if any), and PHS for detailed information. Investors are advised to consider the risks in the Fund and should make their own risk assessment and seek professional advice, where necessary, prior to investing. Investors should also note that the price of units and distribution payables, if any, may fluctuate, and past performance of the Fund should not be taken as indicative of its future performance.
- 3) Investors are also advised that, where a unit split/distribution is declared, the NAV per unit will be reduced from pre-unit split NAV/cum-distribution NAV to post-unit split NAV/ex-distribution NAV. Where a unit split is declared, the value of their investment in Malaysian Ringgit will remain unchanged after the distribution of the additional units.
- 4) Any issue of units to which the Prospectus or its supplemental, and PHS relates will only be made upon receipt of the completed application form referred to in and accompanying the Prospectus or its supplemental (if any), and PHS, subject to the terms and conditions therein.
- 5) This Fund Fact Sheet is prepared for information purposes only. It does not have regard to the specific investment objectives, or the financial situation needs of any specific person who may receive it. Neither the information nor any opinions expressed constitute an offer, or an invitation to make an offer to buy or sell any securities or unit trust. The information contained herein has been obtained from sources believed in good faith to be reliable, however, no guarantee is given in its accuracy or completeness. All opinions in respect of market review, Fund review and outlook constitute the Manager's judgments as of the date of the issuance of this fact sheet and are subject to change without notice. Past performance is not necessarily a guide for future performance and income distributions are not guaranteed. Returns may vary from year to year. The ranking provided should not be solely relied upon and investors should also note that the ranking is likely to change. This Fund Fact Sheet has not been reviewed by the SC.

INVESTMENT OBJECTIVE

The Fund seeks to achieve medium to long term capital appreciation.

Note: Any material changes to the Fund's investment objective would require Unit Holders' approval.

FUND INFORMATION

Fund Type	Growth
Risk Profile	High
Financial Year End	31 March
Benchmark	FTSE Shariah All-World Index

Note:

The above benchmark of the Fund was changed from MSCI ACWI Islamic Index Net Return to FTSE Shariah All-World Index effective 30 September 2023. The above benchmark is only used as a reference for the purpose of investment performance comparison. The Fund is not managed against the benchmark.

Launch Date	8 March 2021
Current Fund Size	NAV(AUD) 27,425.07 Units 81,029.01
Target Fund	Arabesque Q3.17 SICAV – Global ESG Momentum Equity

FEES & CHARGES

Sales Charge	Up to 5.50% of the NAV per Unit
Annual Management Fee	Up to 1.80% per annum of the NAV of the Fund.
Annual Trustee Fee	Up to 0.035% per annum of the NAV of the Fund per annum subject to a minimum fee of RM15,000 per annum or its equivalent in the base currency (excluding foreign custodian fees and charges).

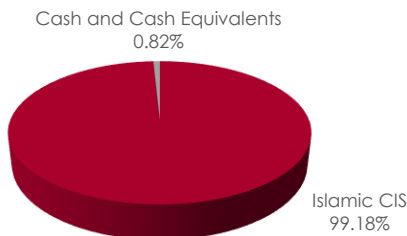
TRANSACTION & DISTRIBUTION

Minimum Initial Investment	AUD 500.00
Minimum Additional Investment	AUD 100.00
Distribution Policy	Distribution of income, if any, is incidental.

CURRENCY EXCHANGE RATE

USD 1 = AUD 1.6084

ASSET ALLOCATION



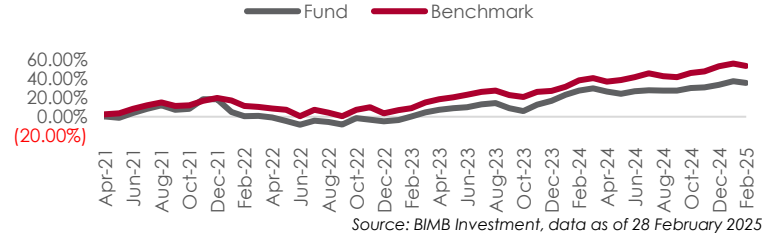
LIPPERLEADER Fund Ratings*

Highest (5) (4) (3) (2) (1) Lowest

4 Total Return 4 Consistent Return 3 Preservation

*Source: Lipper IM as of 28 February 2025

FUND PERFORMANCE



CUMULATIVE PERFORMANCE (%)

	YTD	1M	3M	6M	9M	1Y	3Y	SI*
Fund	1.47	(1.37)	3.55	6.18	9.26	6.28	34.70	35.40
Benchmark	0.23	(1.62)	3.98	7.41	10.71	11.05	37.56	53.29

*Since Inception

Note: Performance figures are based on NAV per unit and the Fund's total return has been verified by Novagni Analytics and Advisory Sdn. Bhd.

HISTORICAL PERFORMANCE (%)**

	2021	2022	2023	2024
Fund	18.52	(19.61)	22.33	14.48
Benchmark	19.56	(13.40)	22.88	20.21

**Figures are based on calendar year.

TOP 10 HOLDINGS (TARGET FUND)

NAME OF SECURITIES	SECTOR	COUNTRY	WEIGHT (%)
Apple Inc.	Electronic Technology	United States	5.05
NVIDIA Corporation	Electronic Technology	United States	3.78
Alphabet Inc. Class A	Technology Services	United States	2.89
Meta Platforms Inc Class A	Technology Services	United States	2.53
Eli Lilly and Company	Health Technology	United States	2.18
Linde plc	Process Industries	United Kingdom	2.09
Broadcom Inc.	Electronic Technology	United States	2.05
Procter & Gamble Company	Consumer Non-Durables	United States	2.02
Cisco Systems, Inc.	Electronic Technology	United States	1.72
Coca-Cola Company	Consumer Non-Durables	United States	1.68

SECTOR ALLOCATION (TARGET FUND)

NAME OF SECTOR	%	NAME OF COUNTRY	%
Electronic Technology	28.91	United States	71.52
Health Technology	18.47	Switzerland	5.72
Technology Services	17.75	United Kingdom	5.14
Consumer Non-Durables	10.01	France	2.91
Producer Manufacturing	6.26	Ireland	2.59
Retail Trade	5.14	Germany	2.44
Transportation	3.94	Japan	2.31
Consumer Services	3.70	Netherlands	1.95
Process Industries	3.57	Korea, Republic of	1.83
Consumer Durables	0.68	China	0.95
Non-Energy Minerals	0.61	Canada	0.82
Distribution Services	0.56	Australia	0.73
Cash and Cash Equivalents	0.42	Denmark	0.66
		Cash and Cash Equivalents	0.42

FUND MANAGER'S REVIEW, OUTLOOK AND STRATEGY

As of end-February 2025, the BIMB-ARABESQUE Global Shariah Sustainable Equity Fund ("BGSEF") or ("the Fund") has allocated 99.18% of its assets into Arabesque Q3.17 SICAV - Global ESG Momentum Equity ("Target Fund"), with the remaining portion held in cash and cash equivalents (Shariah-compliant). During the month, the Fund delivered a return of -1.37%, against its benchmark, the FTSE Shariah All-World Index, which returned -1.62% in AUD terms. This translates to an outperformance of 0.25%.

ABOUT THE TARGET FUND

Investment Philosophy

- Sustainability
- Quantitative
- Risk Premia

Arabesque Q3.17 SICAV - Global ESG Momentum Equity is a Shariah-compliant, globally diversified equity strategy that integrates material sustainability criteria and bottom-up, fundamental analyses within a rules-based investment process. In strict compliance with the AAOIFI Shariah standard, the strategy ensures the Shariah-compliance of the underlying funds.

The strategy's global investable universe consists of approximately 1,500 highly liquid and sustainable companies and excludes companies that generate profit from non-permissible business activities outlined in the AAOIFI Shariah standard.

The transparent stock selection process equally allocates into circa 100 companies with the strongest Momentum and the lowest transaction costs, allowing for a sustainable participation in global equity markets. The investment objective is long-term capital appreciation through consistent exposure to the Momentum risk premium.

Note:

Based on the Fund's portfolio returns as at **10 February 2025**, the Volatility Factor (VF) for this Fund is **13.8** and is classified as "**High**". The VF means there is a possibility for the Fund in generating an upside return or downside return around this VF. The Volatility Class (VC) is assigned by Lipper based on quintile ranks of VF for qualified Funds. VF is subject to monthly revision and VC will be revised every six months. The Fund's portfolio may have changed since this date and there is no guarantee that the Fund will continue to have the same VF or VC in the future. Presently, only Funds launched in the market for at least 36 months will display the VF and its VC.

Lipper Ratings for Total Return reflect fund historic total return performance relative to peers. Lipper Ratings for Consistent Return reflect fund historical risk-adjusted returns relative to peers. Lipper Ratings for Preservation are relative, rather than absolute.

IMPORTANT INFORMATION:

- 1) Investors are advised to read and understand the contents of the Replacement Prospectus of BIMB-ARABESQUE Global Shariah Sustainable Equity Fund dated 30 September 2023, its supplemental (if any) and the Fund's Product Highlight Sheet (PHS) before investing, which have been registered with the Securities Commission Malaysia (SC) who takes no responsibility for its contents. A copy of the Prospectus and PHS can be obtained from the Head Office of BIMB Investment Management Berhad or at www.bimbinvestment.com.my. PHS is available and that investors have the right to request for PHS. The PHS and any other product disclosure document should be read and understood before making any investment decision. The SC's approval or authorization, or the registration of the Prospectus should not be taken to indicate that the SC has recommended the Fund.
- 2) There are fees and charges involved and investors are advised to compare and consider the fees, charges and costs involved before investing in the Fund. Investments in the Fund are exposed to risk, please refer to the Prospectus or its supplemental (if any), and PHS for detailed information. Investors are advised to consider the risks in the Fund and should make their own risk assessment and seek professional advice, where necessary, prior to investing. Investors should also note that the price of units and distribution payables, if any, may fluctuate, and past performance of the Fund should not be taken as indicative of its future performance.
- 3) Investors are also advised that, where a unit split/distribution is declared, the NAV per unit will be reduced from pre-unit split NAV/cum-distribution NAV to post-unit split NAV/ex-distribution NAV. Where a unit split is declared, the value of their investment in Malaysian Ringgit will remain unchanged after the distribution of the additional units.
- 4) Any issue of units to which the Prospectus or its supplemental, and PHS relates will only be made upon receipt of the completed application form referred to in and accompanying the Prospectus or its supplemental (if any), and PHS, subject to the terms and conditions therein.
- 5) This Fund Fact Sheet is prepared for information purposes only. It does not have regard to the specific investment objectives, or the financial situation needs of any specific person who may receive it. Neither the information nor any opinions expressed constitute an offer, or an invitation to make an offer to buy or sell any securities or unit trust. The information contained herein has been obtained from sources believed in good faith to be reliable, however, no guarantee is given in its accuracy or completeness. All opinions in respect of market review, Fund review and outlook constitute the Manager's judgments as of the date of the issuance of this fact sheet and are subject to change without notice. Past performance is not necessarily a guide for future performance and income distributions are not guaranteed. Returns may vary from year to year. The ranking provided should not be solely relied upon and investors should also note that the ranking is likely to change. This Fund Fact Sheet has not been reviewed by the SC.

INVESTMENT OBJECTIVE

The Fund seeks to achieve medium to long term capital appreciation.

Note: Any material changes to the Fund's investment objective would require Unit Holders' approval.

FUND INFORMATION

Fund Type	Growth
Risk Profile	High
Financial Year End	31 March
Benchmark	FTSE Shariah All-World Index
Launch Date	8 March 2021
Current Fund Size	NAV(SGD) 1,130.22 Units 4,000.00
Target Fund	Arabesque Q3.17 SICAV – Global ESG Momentum Equity

Note:
The above benchmark of the Fund was changed from MSCI ACWI Islamic Index Net Return to FTSE Shariah All-World Index effective 30 September 2023. The above benchmark is only used as a reference for the purpose of investment performance comparison. The Fund is not managed against the benchmark.

FEES & CHARGES

Sales Charge	Up to 5.50% of the NAV per Unit
Annual Management Fee	Up to 1.80% per annum of the NAV of the Fund.
Annual Trustee Fee	Up to 0.035% per annum of the NAV of the Fund subject to a minimum fee of RM15,000 per annum or its equivalent in the Base Currency (excluding foreign custodian fees and charges).

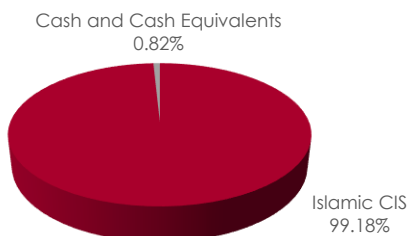
TRANSACTION & DISTRIBUTION

Minimum Initial Investment	SGD 500.00
Minimum Additional Investment	SGD 100.00
Distribution Policy	Distribution of income, if any, is incidental.

CURRENCY EXCHANGE RATE

USD 1 = SGD 1.3492

ASSET ALLOCATION



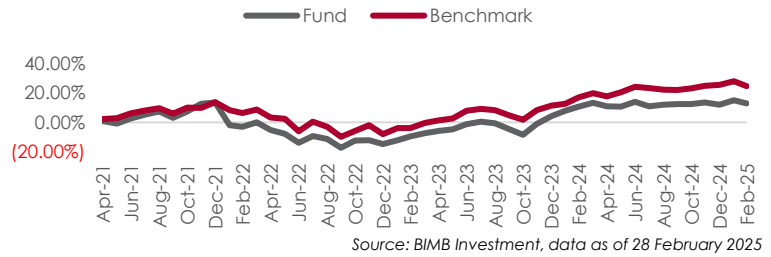
LIPPERLEADER Fund Ratings*

Highest (5) (4) (3) (2) (1) Lowest

4 Total Return **4** Consistent Return **4** Preservation

*Source: Lipper IM as of 28 February 2025

FUND PERFORMANCE



CUMULATIVE PERFORMANCE (%)

	YTD	1M	3M	6M	9M	1Y	3Y	SI*
Fund	0.93	(1.81)	(0.46)	0.89	2.02	2.06	16.73	13.04
Benchmark	(0.66)	(2.67)	(0.25)	2.02	3.34	6.44	17.23	24.75

*Since Inception

Note: Performance figures are based on NAV per unit and the Fund's total return has been verified by Novagni Analytics and Advisory Sdn. Bhd.

HISTORICAL PERFORMANCE (%)**

	2021	2022	2023	2024
Fund	13.72	(25.15)	22.32	7.57
Benchmark	13.86	(19.37)	21.33	12.73

**Figures are based on calendar year.

TOP 10 HOLDINGS (TARGET FUND)

NAME OF SECURITIES	SECTOR	COUNTRY	WEIGHT (%)
Apple Inc.	Electronic Technology	United States	5.05
NVIDIA Corporation	Electronic Technology	United States	3.78
Alphabet Inc. Class A	Technology Services	United States	2.89
Meta Platforms Inc Class A	Technology Services	United States	2.53
Eli Lilly and Company	Health Technology	United States	2.18
Linde plc	Process Industries	United Kingdom	2.09
Broadcom Inc.	Electronic Technology	United States	2.05
Procter & Gamble Company	Consumer Non-Durables	United States	2.02
Cisco Systems, Inc.	Electronic Technology	United States	1.72
Coca-Cola Company	Consumer Non-Durables	United States	1.68

SECTOR ALLOCATION (TARGET FUND)

NAME OF SECTOR	%	NAME OF COUNTRY	%
Electronic Technology	28.91	United States	71.52
Health Technology	18.47	Switzerland	5.72
Technology Services	17.75	United Kingdom	5.14
Consumer Non-Durables	10.01	France	2.91
Producer Manufacturing	6.26	Ireland	2.59
Retail Trade	5.14	Germany	2.44
Transportation	3.94	Japan	2.31
Consumer Services	3.70	Netherlands	1.95
Process Industries	3.57	Korea, Republic of	1.83
Consumer Durables	0.68	China	0.95
Non-Energy Minerals	0.61	Canada	0.82
Distribution Services	0.56	Australia	0.73
Cash and Cash Equivalents	0.42	Denmark	0.66
		Cash and Cash Equivalents	0.42

FUND MANAGER'S REVIEW, OUTLOOK AND STRATEGY

As of end-February 2025, the BIMB-ARABESQUE Global Shariah Sustainable Equity Fund ("BGSEF") or ("the Fund") has allocated 99.18% of its assets into Arabesque Q3.17 SICAV - Global ESG Momentum Equity ("Target Fund"), with the remaining portion held in cash and cash equivalents (Shariah-compliant). During the month, the Fund delivered a return of -1.81%, against its benchmark, the FTSE Shariah All-World Index, which returned -2.67% in SGD terms. This translates to an outperformance of 0.87%.

ABOUT THE TARGET FUND

Investment Philosophy

- Sustainability
- Quantitative
- Risk Premia

Arabesque Q3.17 SICAV - Global ESG Momentum Equity is a Shariah-compliant, globally diversified equity strategy that integrates material sustainability criteria and bottom-up, fundamental analyses within a rules-based investment process. In strict compliance with the AAOIFI Shariah standard, the strategy ensures the Shariah-compliance of the underlying funds.

The strategy's global investable universe consists of approximately 1,500 highly liquid and sustainable companies and excludes companies that generate profit from non-permissible business activities outlined in the AAOIFI Shariah standard.

The transparent stock selection process equally allocates into circa 100 companies with the strongest Momentum and the lowest transaction costs, allowing for a sustainable participation in global equity markets. The investment objective is long-term capital appreciation through consistent exposure to the Momentum risk premium.

Note:

Based on the Fund's portfolio returns as at **10 February 2025**, the Volatility Factor (VF) for this Fund is **14.0** and is classified as "**High**". The VF means there is a possibility for the Fund in generating an upside return or downside return around this VF. The Volatility Class (VC) is assigned by Lipper based on quintile ranks of VF for qualified Funds. VF is subject to monthly revision and VC will be revised every six months. The Fund's portfolio may have changed since this date and there is no guarantee that the Fund will continue to have the same VF or VC in the future. Presently, only Funds launched in the market for at least 36 months will display the VF and its VC.

Lipper Ratings for Total Return reflect fund historic total return performance relative to peers. Lipper Ratings for Consistent Return reflect fund historical risk-adjusted returns relative to peers. Lipper Ratings for Preservation are relative, rather than absolute.

IMPORTANT INFORMATION:

- 1) Investors are advised to read and understand the contents of the Replacement Prospectus of BIMB-ARABESQUE Global Shariah Sustainable Equity Fund dated 30 September 2023, its supplemental (if any) and the Fund's Product Highlight Sheet (PHS) before investing, which have been registered with the Securities Commission Malaysia (SC) who takes no responsibility for its contents. A copy of the Prospectus and PHS can be obtained from the Head Office of BIMB Investment Management Berhad or at www.bimbinvestment.com.my. PHS is available and that investors have the right to request for PHS. The PHS and any other product disclosure document should be read and understood before making any investment decision. The SC's approval or authorization, or the registration of the Prospectus should not be taken to indicate that the SC has recommended the Fund.
- 2) There are fees and charges involved and investors are advised to compare and consider the fees, charges and costs involved before investing in the Fund. Investments in the Fund are exposed to risk, please refer to the Prospectus or its supplemental (if any), and PHS for detailed information. Investors are advised to consider the risks in the Fund and should make their own risk assessment and seek professional advice, where necessary, prior to investing. Investors should also note that the price of units and distribution payables, if any, may fluctuate, and past performance of the Fund should not be taken as indicative of its future performance.
- 3) Investors are also advised that, where a unit split/distribution is declared, the NAV per unit will be reduced from pre-unit split NAV/cum-distribution NAV to post-unit split NAV/ex-distribution NAV. Where a unit split is declared, the value of their investment in Malaysian Ringgit will remain unchanged after the distribution of the additional units.
- 4) Any issue of units to which the Prospectus or its supplemental, and PHS relates will only be made upon receipt of the completed application form referred to in and accompanying the Prospectus or its supplemental (if any), and PHS, subject to the terms and conditions therein.
- 5) This Fund Fact Sheet is prepared for information purposes only. It does not have regard to the specific investment objectives, or the financial situation needs of any specific person who may receive it. Neither the information nor any opinions expressed constitute an offer, or an invitation to make an offer to buy or sell any securities or unit trust. The information contained herein has been obtained from sources believed in good faith to be reliable, however, no guarantee is given in its accuracy or completeness. All opinions in respect of market review, Fund review and outlook constitute the Manager's judgments as of the date of the issuance of this fact sheet and are subject to change without notice. Past performance is not necessarily a guide for future performance and income distributions are not guaranteed. Returns may vary from year to year. The ranking provided should not be solely relied upon and investors should also note that the ranking is likely to change. This Fund Fact Sheet has not been reviewed by the SC.