

# BIMB DANA AL-FAKHIM

ANNUAL REPORT FOR THE FINANCIAL YEAR  
ENDED 31 AUGUST 2024

*LAPORAN TAHUNAN BAGI TAHUN KEWANGAN  
BERAKHIR 31 OGOS 2024*

**BIMB INVESTMENT**  
A BANK ISLAM  
SUBSIDIARY

MANAGER:

BIMB INVESTMENT MANAGEMENT BERHAD 199301021508 (276246-X)

## TABLE OF CONTENT

No.	Particulars	Page
1.0	Manager's Report	1
1.1	Fund Name/ Fund Type/ Fund Category/ Fund Investment Objective/ Fund Performance Benchmark/ Fund Distribution Policy	1
1.2	Performance for the Financial Year Ended 31 August 2024	2
1.3	Economic and Market Review	4
1.4	Market Outlook and Strategy	6
1.5	Asset Allocation	6
1.6	Other Performance Data for the Financial Year Ended 31 August	7
1.7	Unit Holdings as at 31 August 2024	11
1.8	Policy on Rebate and Soft Commission	11
1.9	Office Closure Notification	11
2.0	Directors' Declaration Report	23
3.0	Trustee's Report	24
4.0	Shariah Adviser's Report	25
5.0	Independent Auditors' Report	24
6.0	Financial Statements (Audited)	30
7.0	Corporate Directory	58

## 1.0 MANAGER'S REPORT

Dear Unit Holders,

We are pleased to present the Manager's Report of BIMB Dana Al-Fakhim for the financial year ended 31 August 2024.

### 1.1 Fund Name/ Fund Type/ Fund Category/ Fund Investment Objective/ Fund Performance Benchmark/ Fund Distribution Policy

<b>Fund Name</b>	BIMB Dana Al-Fakhim
<b>Fund Type</b>	Income
<b>Fund Category</b>	Money Market
<b>Fund Investment Objective</b>	<p>The Fund seeks to provide a regular* stream of income by investing in short term Sukuk, Islamic money market instruments and placement in short-term Islamic deposits.</p> <p><i>*Note: The Fund shall distribute income (if any) on a monthly basis. The distribution of income will automatically be reinvested. Hence, Unit Holders will receive additional Units from the reinvestment of income distribution.</i></p> <p><i>Any material change to the investment objective of the Fund would require Unit Holders' approval.</i></p>
<b>Fund Performance Benchmark</b>	<p>1-month Term Deposit-i Tawarruq (TDT-i) of Bank Islam Malaysia Berhad. Information on the selected benchmark can be obtained from Bank Islam's website.</p> <p><i>Note: Investors are advised that the actual portfolio of the Fund at any given time may consist of combination of Islamic deposits, Islamic money market instruments and Sukuk of varying tenure and credit rating. Investors are to note that the risk profile of the Fund's portfolio may be higher than the risk profile of the benchmark.</i></p>
<b>Fund Distribution Policy</b>	<p>The Fund shall distribute income* (if any) on a monthly basis.</p> <p><i>*Note: For R-Class, the amount of distribution declared will automatically be reinvested. For I-Class, the amount of distribution declared after deducting the withholding tax will automatically be reinvested. Hence, Unit Holders will receive additional Units from the reinvestment of income distribution.</i></p>

## 1.2 Performance for the Financial Year Ended 31 August 2024

### 1.2.1 Performance review

For the financial year under review, BIMB Dana Al-Fakhim I-Class and R-Class (the “Fund”) had registered a total return of 3.41% and 3.15% respectively, as compared to its benchmark’s return of 1.94% and 2.55% respectively.

The selected performance benchmark for the Fund was based on 1-month Term Deposit-i Tawarruq (TDT-i) of Bank Islam Malaysia Berhad.

Our strategy had been consistently managing the Fund in a conservative manner with the primary aim of outperforming traditional investment account returns.

During its financial year ended 31 August 2024, the Fund met its investment objective of providing a regular stream of income to Unit Holders by investing primarily in Islamic money market instruments. In total, the Fund had declared income distribution totaling 0.61 cent per unit during the financial year.

As at 31 August 2024, the Fund had 100% exposure in Islamic money market instruments. The Net Asset Value (NAV) of the Fund stood at RM128.25 million or RM0.5330 per unit for I-Class and RM4.50 million or RM0.5279 for R-Class, respectively.

For the financial year under review, the Fund had not undertaken any securities lending or repurchase transactions nor cross trade transactions. There was no significant change to the state of affairs of the Fund and no circumstances that materially affected the interests of Unit Holders had occurred up to the date of this Manager’s Report.

### 1.2.2 Total Return and Average Total Return for the Financial Year Ended 31 August 2024

Period	BIMB Dana Al-Fakhim I-Class		Benchmark	
	Total Return (%)	Average Total Return (%)	Total Return (%)	Average Total Return (%)
1-Year	3.41	3.41	1.94	1.94
3-Year	7.31	2.44	5.27	1.76
5-Year	12.09	2.42	8.68	1.74
10-Year	30.94	3.09	22.36	2.24

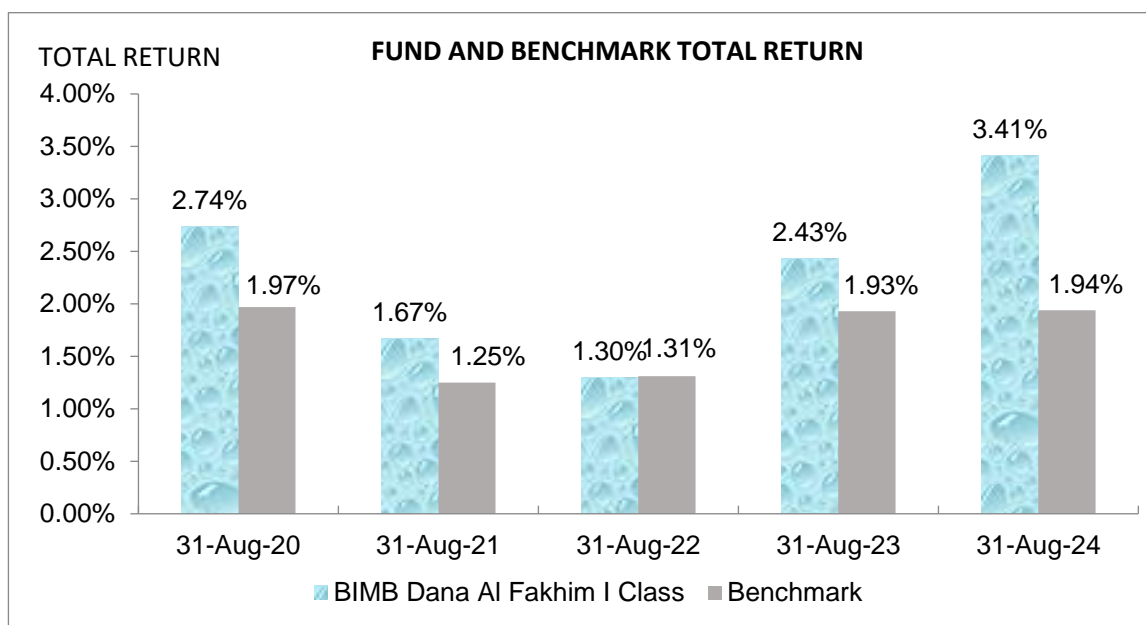
Period	BIMB Dana Al-Fakhim R-Class		Benchmark	
	Total Return (%)	Average Total Return (%)	Total Return (%)	Average Total Return (%)
1-Year	3.15	3.15	2.55	2.55
3-Year	7.56	2.52	6.99	2.33
5-Year	12.35	2.47	11.57	2.31
10-Year	31.24	3.12	30.40	3.04

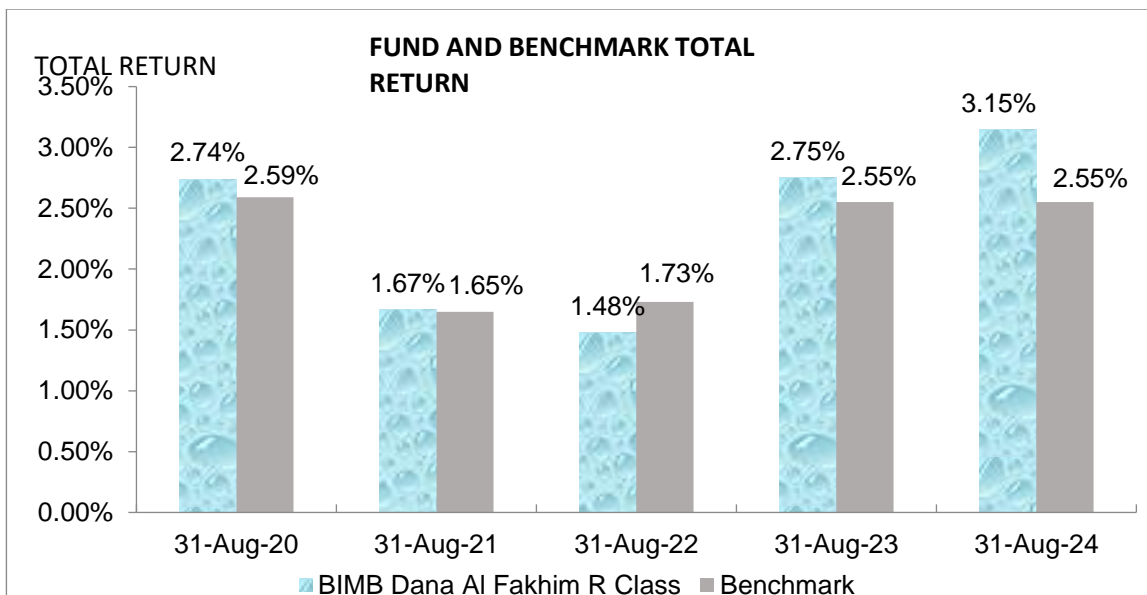
### 1.2.3 Annual Total Return for the Previous Financial Years

Financial Years	Annual Total Return	
	BIMB Dana Al-Fakhim I-Class (%)	Benchmark (%)
FY2024	3.41	1.94
FY2023	2.43	1.93
FY2022	1.30	1.31
FY2021	1.67	1.25
FY2020	2.74	1.97

Financial Years	Annual Total Return	
	BIMB Dana Al-Fakhim R-Class (%)	Benchmark (%)
FY2024	3.15	2.55
FY2023	2.75	2.55
FY2022	1.48	1.73
FY2021	1.67	1.65
FY2020	2.74	2.59

Figure 1: Movement of the Fund versus the Benchmark





Data source : BIMB Investment Management Berhad  
 Data verified by : Novagni Analytics & Advisory Sdn. Bhd.  
 Benchmarks : 1-month Term Deposit-i Tawarruq (TDT-i) of Bank Islam Malaysia Berhad

**Notes:**

- Total Return** of the Fund has been verified by Novagni Analytics & Advisory Sdn. Bhd. (363145-W).
- Average Total Return** derived by the formula below:

$$\frac{\text{Total Return}}{\text{Number of Years under Review}}$$

The calculation of average total return was based on method obtained from Refinitiv Lipper.

*Unit prices and return on investment may fluctuate, hence, past performance shall not be an indicator of future performance.*

**1.3 Economic and Market Review**

**1.3.1 Economy**

**Global**

The United States (US) economy grew by 3.0% annualized pace in the second quarter of 2024, according to the “second” estimate, faster than 1.4% increase in the first quarter. The second quarter growth was driven by increases in consumer spending, private inventory investment and business investment. Inflation, as measured by the Personal Consumption Expenditure (PCE) Index, increased by 2.5% annualized rate in the quarter, slower than 3.4% in the first quarter while the Core PCE increased by 2.8% against 3.7% recorded in the first quarter.

In the Euro Area, the economy grew by 0.3% quarter-on-quarter (q-o-q) in the second quarter of 2024, according to a flash estimate published by Eurostat. In the first quarter, the area’s economy had also grown by 0.3%. The growth was contributed by broad-based expansions across the area’s largest economies although Germany reported a contraction of 0.1%. Meanwhile, annual inflation rate eased to 2.2% in August 2024, down from 2.6% in July. Services sector inflation remained

high at 4.2%. The core inflation slowed slightly to 2.8% from 2.9% in July. In June 2024, the European Central Bank lowered its key interest rates by 25 basis points (bps) to support growth.

The Chinese economy grew by 4.7% year-on-year (y-o-y) in the second quarter of 2024, slowing from 5.3% rate posted in the first quarter, amid the lingering property market weakness, weak domestic demand, falling yuan, and trade frictions with the West.

*(Source: Bloomberg, Bureau of Economic Analysis, CNBC, Eurostat, Trading Economics)*

## **Local**

The Malaysian economy expanded by 5.9% y-o-y in the second quarter of 2024, surpassing the 4.2% growth rate recorded in the first quarter. The impressive growth was boosted by stronger domestic demand and improvement in external trade. Larger policy support and solid labor market conditions aided consumer spending while continued progress in multi-year projects and capacity expansion by firms buoyed private investment.

In the first half of the year, headline and core inflation averaged 1.8%. In the second quarter, both headline and core inflation rose to 1.9%, from 1.7% and 1.8% respectively, largely driven by higher housing and utilities inflation.

For the first eight (8) months of 2024, Bank Negara Malaysia (BNM) has kept the Overnight Policy Rate (OPR) unchanged at 3.0%. The policymakers believe that the current OPR level will continue to stimulate growth while keeping inflation steady.

*(Source: Bank Negara Malaysia and Department of Statistics Malaysia)*

### **1.3.2 Market Review**

#### **Sukuk Market and Money Market**

##### **Global**

For the first eight (8) months of 2024, global bond markets had been somewhat volatile amidst constant change in expectations of the timing of the first interest rates cut by the Federal Reserve (Fed). However, the 10-year US Treasury Notes' yield stood at 3.9% as of end August, relatively unchanged as compared to 2023's closing level. As US inflation numbers continued to ease, confidence grew that the Fed will soon begin to cut interest rates.

##### **Local**

In the local bond market, as of end-August 2024, government bond yields stood generally firmer as compared to 2023's closing levels amidst the steady OPR, while the prospect of Fed's interest rate cut also lured foreign investors to the Malaysia's debt markets.

The yield on the 10-year Malaysia Government Securities stood at 3.76% as at the end of August 2024, relatively unchanged as compared to 2023's closing level while the 3-year government bond yields closed around 14 bps lower at 3.3%.

*(Source: Bloomberg, Bank Negara Malaysia and Department of Statistics Malaysia)*

#### 1.4 Market Outlook and Strategy

BNM is expected to maintain the OPR unchanged at 3.0% for the rest of 2024. Future monetary policy stance is expected to be data dependent.

We will continue to seek optimum duration point for the portfolio based on the evolving outlook of interest rates direction.

#### 1.5 Asset Allocation

<b>BIMB Dana Al-Fakhim</b>	<b>2024 (%)</b>	<b>2023 (%)</b>	<b>2022 (%)</b>	<b>2021 (%)</b>	<b>2020 (%)</b>
Shariah-compliant Cash and Short Term Investments:	100.00	100.00	100.00	100.00	100.00
	<b>100.00</b>	<b>100.00</b>	<b>100.00</b>	<b>100.00</b>	<b>100.00</b>



**1.6 Other Performance Data for the Financial Year Ended 31 August**

<b>BIMB Dana Al-Fakhim</b>	<b>2024</b>	<b>2023</b>	<b>2022</b>	<b>2021</b>
<b>Unit Prices (RM)</b>				
Highest NAV per unit for the year				
- I-Class	0.5330	0.5187	0.5204	-
- R-Class	0.5279	0.5175	0.5204	0.5187
Lowest NAV per unit for the year				
- I-Class	0.5178	0.5163	0.5168	-
- R-Class	0.5149	0.5137	0.5164	0.5179
<b>Net Asset Value (NAV) and Units in Circulation (UIC) as at the end of the year</b>				
Total NAV (RM)				
- I-Class	128,250,820	53,639,295	136,830,182	-
- R-Class	4,503,199	5,045,332	6,589,450	506,871,498
Units in Circulation (UIC)				
- I-Class	240,617,976	103,618,228	264,561,546	-
- R-Class	8,530,546	9,801,009	12,758,308	978,369,592
<b>NAV per unit (RM)*</b>				
- I-Class	<b>0.5330</b>	<b>0.5177</b>	<b>0.5172</b>	-
- R-Class	<b>0.5279</b>	<b>0.5148</b>	<b>0.5165</b>	<b>0.5181</b>
<b>Total Return of the Fund (%)</b>				
Capital Growth (%) <sup>(b)</sup>				
- I-Class	2.84	-0.60	-0.48	-
- R-Class	2.57	-0.29	-0.30	0.05
Income Return (%) <sup>(c)</sup>				
- I-Class	0.57	3.03	1.78	-
- R-Class	0.58	3.04	1.78	1.62
Return of the Fund (%) <sup>(a)</sup>				
- I-Class	<b>3.41</b>	<b>2.43</b>	<b>1.30</b>	-
- R-Class	<b>3.15</b>	<b>2.75</b>	<b>1.48</b>	<b>1.67</b>
Total Gross Distribution per Unit (Sen) per annum				
- I-Class	0.305	1.57	0.92	-
- R-Class	0.305	1.57	0.92	0.84
Total Net Distribution per Unit (Sen) per annum				
- I-Class	0.305	1.205	0.76	-
- R-Class	0.305	1.57	0.92	0.84

1.6 Other Performance Data for the Financial Year Ended 31 August (continued)

<b>BIMB Dana Al-Fakhim</b>	<b>2024</b>	<b>2023</b>	<b>2022</b>	<b>2021</b>
<b>Monthly distribution – September</b>				
NAV per Unit before Distribution (RM)				
- I-Class	0.5191	0.5182	-	-
- R-Class	0.5160	0.5173	0.5187	0.5188
NAV per Unit after Distribution (RM) *				
- I-Class	0.5184	0.5173	-	-
- R-Class	0.5153	0.5164	0.5181	0.5180
<b>Monthly distribution – October</b>				
NAV per Unit before Distribution (RM)				
- I-Class	0.5199	0.5186	-	-
- R-Class	0.5166	0.5174	0.5187	0.5188
NAV per Unit after Distribution (RM) *				
- I-Class	0.5194	0.5177	-	-
- R-Class	0.5161	0.5165	0.5181	0.5180
<b>Monthly distribution – November</b>				
NAV per Unit before Distribution (RM)				
- I-Class	0.5206	0.5182	-	-
- R-Class	0.5172	0.5173	0.5188	0.5187
NAV per Unit after Distribution (RM) *				
- I-Class	0.5205	0.5167	-	-
- R-Class	0.5171	0.5153	0.5182	0.5179
<b>Monthly distribution – December</b>				
NAV per Unit before Distribution (RM)				
- I-Class	0.5220	0.5178	-	-
- R-Class	0.5184	0.5164	0.5187	0.5186
NAV per Unit after Distribution (RM) *				
- I-Class	0.5216	0.5165	-	-
- R-Class	0.5180	0.5151	0.5180	0.5179
<b>Monthly distribution – January</b>				
NAV per Unit before Distribution (RM)				
- I-Class	0.5231	0.5180	-	-
- R-Class	0.5194	0.5163	-	0.5186
NAV per Unit after Distribution (RM) *				
- I-Class	0.5230	0.5165	-	-
- R-Class	0.5192	0.5148	-	0.5179

1.6 Other Performance Data for the Financial Year Ended 31 August (continued)

<b>BIMB Dana Al-Fakhim</b>	<b>2024</b>	<b>2023</b>	<b>2022</b>	<b>2021</b>
<b>Monthly distribution – February</b>				
NAV per Unit before Distribution (RM)				
- I-Class	0.5246	0.5179	-	-
- R-Class	0.5206	0.5161	-	0.5185
NAV per Unit after Distribution (RM) *				
- I-Class	0.5244	0.5165	-	-
- R-Class	0.5204	0.5147	-	0.5179
<b>Monthly distribution – March</b>				
NAV per Unit before Distribution (RM)				
- I-Class	0.5258	0.5177	-	-
- R-Class	0.5217	0.5158	-	0.5186
NAV per Unit after Distribution (RM) *				
- I-Class	0.5257	0.5163	-	-
- R-Class	0.5216	0.5144	-	0.5180
<b>Monthly distribution – April</b>				
NAV per Unit before Distribution (RM)				
- I-Class	0.5274	0.5178	0.5204	-
- R-Class	0.5231	0.5156	0.5204	0.5187
NAV per Unit after Distribution (RM) *				
- I-Class	0.5273	0.5164	0.5169	-
- R-Class	0.5230	0.5142	0.5169	0.5180
<b>Monthly distribution – May</b>				
NAV per Unit before Distribution (RM)				
- I-Class	0.5288	0.5177	0.5174	-
- R-Class	0.5243	0.5154	0.5173	0.5187
NAV per Unit after Distribution (RM) *				
- I-Class	0.5287	0.5163	0.5168	-
- R-Class	0.5242	0.5140	0.5167	0.5180
<b>Monthly distribution – June</b>				
NAV per Unit before Distribution (RM)				
- I-Class	0.5301	0.5178	0.5178	-
- R-Class	0.5254	0.5153	0.5175	0.5187
NAV per Unit after Distribution (RM) *				
- I-Class	0.5300	0.5164	0.5170	-
- R-Class	0.5253	0.5139	0.5167	0.5180

1.6 Other Performance Data for the Financial Year Ended 31 August (continued)

<b>BIMB Dana Al-Fakhim</b>	<b>2024</b>	<b>2023</b>	<b>2022</b>	<b>2021</b>
<b>Monthly distribution – July</b>				
NAV per Unit before Distribution (RM)				
- I-Class	0.5317	0.5178	0.5178	-
- R-Class	0.5268	0.5152	0.5173	0.5187
NAV per Unit after Distribution (RM) *				
- I Class	0.5315	0.5163	0.5169	-
- R Class	0.5266	0.5137	0.5164	0.5180
<b>Monthly distribution – August</b>				
NAV per Unit before Distribution (RM)				
- I-Class	0.5330	0.5177	0.5180	-
- R-Class	0.5279	0.5148	0.5173	0.5186
NAV per Unit after Distribution (RM) *				
- I-Class	0.5329	0.5171	0.5171	-
- R-Class	0.5278	0.5142	0.5164	0.5180
<b>Total Expense Ratio (TER) (%)<sup>(d)</sup></b>	<b>0.18</b>	<b>0.18</b>	<b>0.52</b>	<b>0.55</b>
<b>Portfolio Turnover Ratio (PTR) (times)<sup>(e) **</sup></b>	<b>8.49</b>	<b>14.24</b>	<b>11.33</b>	<b>4.06</b>

\* The net asset value per unit is ex-distribution.

\*\* PTR for the financial year ended 31 August 2024 was lower than the previous financial year due to lower average investment transactions by the Fund during the financial year.

**Note:**

- a) **Total Return** =  $\frac{\text{NAV per unit (end of year)} - 1}{\text{NAV per unit (beginning of year)}}$
- b) **Capital Growth** = Total Return of the Fund – Income Return
- c) **Income Return** = (Income Distribution per Unit / NAV per Unit on beginning of year) x 100
- d) **Total Expenses Ratio** = It is the total expenses expressed as an annual percentage of the Fund's average Net Asset Value.
- e) **Portfolio Turnover Ratio** = It represents the average of the total acquisitions and disposals of the investment in the Fund for the annual year over the average Net Asset Value of the Fund calculated on a daily basis.

## 1.7 Unit Holdings as at 31 August 2024

Size of Holdings	I-Class			
	No. of Unit Holders		No. of Units Held	
	No.	%	Unit	%
5,000 and below	-	-	-	-
5,001 to 10,000	2	6.25	12,322.50	0.01
10,001 to 50,000	1	3.13	42,938.56	0.02
50,001 to 500,000	8	25.00	1,854,842.44	0.77
500,001 and above	21	65.62	238,707,872.30	99.20
<b>Grand Total for The Fund</b>	<b>32</b>	<b>100.00</b>	<b>240,617,975.80</b>	<b>100.00</b>

Size of Holdings	R-Class			
	No. of Unit Holders		No. of Units Held	
	No.	%	Unit	%
5,000 and below	7,477	99.44	916,445.10	10.74
5,001 to 10,000	23	0.31	158,738.66	1.86
10,001 to 50,000	12	0.16	250,022.20	2.93
50,001 to 500,000	6	0.08	980,200.15	11.50
500,001 and above	1	0.01	6,225,140.06	72.97
<b>Grand Total for The Fund</b>	<b>7,519</b>	<b>100.00</b>	<b>8,530,546.17</b>	<b>100.00</b>

## 1.8 Policy on Rebate and Soft Commission

The rebate and soft commission are not applicable to the Fund as the Fund's category is an Islamic money market fund.

For the financial year under review, the Manager did not receive on behalf of the Fund, soft commissions from brokers in the form of research and advisory services which were of demonstrable benefit to Unit holders of the Fund and the Manager also confirmed there was no churning of trades.

## 1.9 Office Closure Notification

Please be informed that BIMB Investment's Johor Office located at No 33B, Jalan Indah 15/2, 2nd Floor, Taman Bukit Indah, 79100, Nusajaya, Johor and Kelantan Office located at PT 433 & 434 Tingkat 2, Jalan Padang Garong, 15000 Kota Bharu, Kelantan have ceased operations effective 31 January 2024 and 4 April 2024.

For and on behalf of

The Manager

**BIMB INVESTMENT MANAGEMENT BERHAD**

Date: 25 October 2024

## 1.0 LAPORAN PENGURUS

### Para Pemegang Unit,

Kami dengan sukacitanya membentangkan Laporan Pengurus BIMB Dana Al-Fakhim bagi tahun kewangan berakhir 31 Ogos 2024.

### 1.1 Nama Dana/ Jenis Dana/ Kategori Dana/ Objektif Pelaburan Dana/ Penanda Aras Dana/ Polisi Agihan Dana

<b>Nama Dana</b>	BIMB Dana Al-Fakhim
<b>Jenis Dana</b>	Pendapatan
<b>Kategori Dana</b>	Pasaran Wang
<b>Objektif Pelaburan Dana</b>	<p>Dana ini menawarkan aliran pendapatan yang konsisten* dengan melabur di dalam Sukuk jangka pendek, instrumen pasaran wang Islam dan penempatan deposit Islam jangka pendek.</p> <p><i>*Nota: Dana akan mengagihkan pendapatan (jika ada) pada setiap bulan. Pengagihan pendapatan akan dilaburkan semula secara automatik. Oleh itu, Pemegang Unit akan menerima unit tambahan daripada pelaburan semula pengagihan pendapatan tersebut.</i></p> <p><i>Sebarang perubahan ketara dalam objektif pelaburan Dana memerlukan kelulusan daripada Pemegang Unit.</i></p>
<b>Penanda Aras Dana</b>	<p>1-bulan Deposit Bertempoh Tawarruq-i Bank Islam Malaysia Berhad. Maklumat mengenai penanda aras yang dipilih boleh diperolehi dari laman web Bank Islam.</p> <p><i>Nota: Pelabur dinasihatkan bahawa portfolio sebenar Dana pada bila-bila masa mungkin terdiri daripada gabungan deposit Islam, instrumen pasaran wang Islam dan Sukuk dengan jangka masa dan penilaian kredit yang berbeza-beza. Pelabur perlu ambil perhatian bahawa profil risiko portfolio Dana mungkin lebih tinggi daripada profil risiko penanda aras.</i></p>
<b>Polisi Agihan Dana</b>	<p>Dana akan mengagihkan pendapatan* (jika ada) pada setiap bulan.</p> <p><i>*Nota: Untuk Kelas R, jumlah pengagihan yang diisytiharkan akan dilaburkan semula secara automatik. Untuk Kelas I, jumlah pengagihan yang diisytiharkan selepas ditolak cukai pegangan akan dilaburkan semula secara automatik. Oleh itu, Pemegang Unit akan menerima Unit tambahan daripada pelaburan semula pengagihan pendapatan.</i></p>

## 1.2 Prestasi bagi Tahun Kewangan Berakhir pada 31 Ogos 2024

### 1.2.1 Kajian Prestasi

Bagi tahun kewangan dalam kajian, BIMB Dana Al-Fakhim Kelas I dan Kelas R (Dana) masing-masing mencatatkan jumlah pulangan sebanyak 3.41% dan 3.15%, berbanding pulangan penanda aras masing-masing sebanyak 1.94% dan 2.55%.

Penanda aras prestasi terpilih bagi Dana ini adalah berdasarkan 1-bulan Deposit Bertempoh Tawarruq-i Bank Islam Malaysia Berhad.

Strategi kami kekal konsisten dalam menguruskan Dana dengan cara yang agak konservatif dengan matlamat utama untuk mengatasi pulangan akaun pelaburan tradisional.

Bagi tahun kewangan berakhir 31 Ogos 2024, Dana telah mencapai objektif pelaburannya untuk menyediakan aliran pendapatan yang berterusan kepada Pemegang Unit dengan melabur terutamanya dalam instrumen pasaran wang Islam. Secara keseluruhan, Dana telah mengisytiharkan pengagihan pendapatan berjumlah 0.62 sen seunit sepanjang tahun kewangan tersebut.

Setakat 31 Ogos 2024, Dana mempunyai pendedahan 100% dalam instrumen pasaran wang Islam. Jumlah Nilai Aset Bersih (NAB) Dana berjumlah RM128.25 juta atau RM0.5330 seunit untuk Kelas I dan RM4.50 juta atau RM 0.5279 seunit untuk Kelas R.

Bagi tahun kewangan dalam kajian, Dana tidak menjalankan sebarang urus niaga pinjaman sekuriti atau pembelian semula mahupun urus niaga silang. Selain itu, tiada perubahan ketara dalam hal ehwal Dana dan tidak berlaku keadaan yang secara material menjejaskan kepentingan Pemegang Unit sehingga tarikh laporan Pengurus ini.

### 1.2.2 Jumlah Pulangan dan Purata Jumlah Pulangan bagi Tahun Kewangan Berakhir 31 Ogos 2024

Tempoh	BIMB Dana Al-Fakhim Kelas I		Penanda Aras	
	Jumlah Pulangan (%)	Purata Jumlah Pulangan (%)	Jumlah Pulangan (%)	Purata Jumlah Pulangan (%)
1-Tahun	3.41	3.41	1.94	1.94
3-Tahun	7.31	2.44	5.27	1.76
5-Tahun	12.09	2.42	8.68	1.74
10-Tahun	30.94	3.09	22.36	2.24

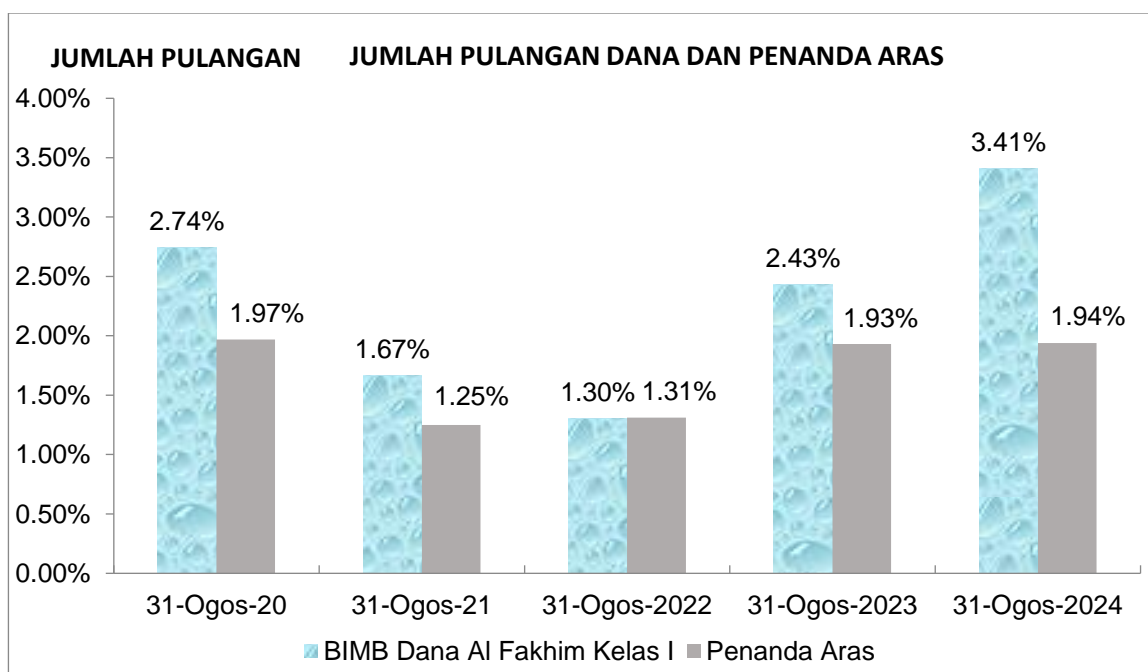
Tempoh	BIMB Dana Al-Fakhim Kelas R		Penanda Aras	
	Jumlah Pulangan (%)	Purata Jumlah Pulangan (%)	Jumlah Pulangan (%)	Purata Jumlah Pulangan (%)
1-Tahun	3.15	3.15	2.55	2.55
3-Tahun	7.56	2.52	6.99	2.33
5-Tahun	12.35	2.47	11.57	2.31
10-Tahun	31.24	3.12	30.40	3.04

### 1.2.3 Jumlah Pulangan bagi Tahun-Tahun Kewangan yang lalu

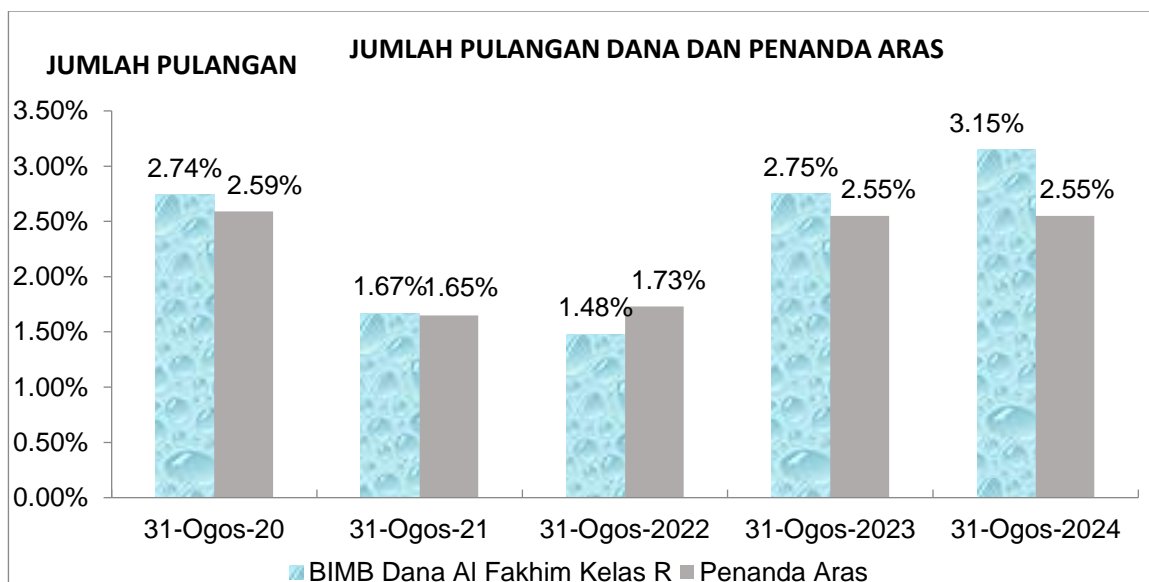
Tahun Kewangan	Jumlah Pulangan Tahunan	
	BIMB Dana AI-Fakhim Kelas I (%)	Penanda Aras (%)
TK2024	3.41	1.94
TK2023	2.43	1.93
TK2022	1.30	1.31
TK2021	1.67	1.25
TK2020	2.74	1.97

Tahun Kewangan	Jumlah Pulangan Tahunan	
	BIMB Dana AI-Fakhim Kelas R (%)	Penanda Aras (%)
TK2024	3.15	2.55
TK2023	2.75	2.55
TK2022	1.48	1.73
TK2021	1.67	1.65
TK2020	2.74	2.59

Rajah 1: Pergerakan Dana Berbanding Penanda Aras







Sumber Data : BIMB Investment Management Berhad  
 Data disahkan oleh : Novagni Analytics & Advisory Sdn. Bhd.  
 Penanda Aras : Kadar 1-bulan Deposit Bertempoh-i Tawarruq Bank Islam Malaysia Berhad

**Nota:**

- Jumlah Pulangan** Dana telah disahkan oleh Novagni Analytics & Advisor Sdn. Bhd. (363145-W)
- Purata Jumlah Pulangan** adalah berpandukan formula berikut:

$$\frac{\text{Jumlah Pulangan}}{\text{Bilangan Tahun Bawah Kajian}}$$

Pengiraan purata jumlah pulangan adalah berdasarkan kaedah yang diperolehi dari Refinitiv Lipper.

*Harga unit dan pulangan pelaburan mungkin turun dan naik. Oleh itu, prestasi masa lalu tidak menjadi petunjuk prestasi masa hadapan.*

**1.3 Kajian Ekonomi dan Pasaran**

**1.3.1 Ekonomi**

**Global**

Berdasarkan pada anggaran kedua, Ekonomi Amerika Syarikat (AS) berkembang pada kadar tahunan 3.0% pada suku kedua tahun 2024, melebihi kadar 1.4% yang direkodkan bagi suku pertama. Pertumbuhan ini didorong oleh kenaikan perbelanjaan pengguna, penambahan stok sektor swasta and pelaburan perniagaan. Dalam pada itu, inflasi yang di ukur menggunakan Indeks Perbelanjaan Penggunaan Peribadi (PCE), meningkat pada kadar tahunan 2.5% pada suku kedua, lebih perlahan daripada kadar 3.4% yang di rekodkan pada suku pertama. Kadar inflasi teras meningkat pada kadar 2.8%, juga lebih perlahan daripada kadar 3.7% pada suku pertama.

Di Zon Eropah, ekonomi serantau berkembang pada kadar 0.3% pada suku kedua tahun 2024, berbanding suku sebelumnya. Kadar ini menyamai kadar pertumbuhan yang di rekodkan bagi suku pertama tahun 2024. Pertumbuhan ini didorong oleh pertumbuhan dalam ekonomi – ekonomi utama Eropah walaupun ekonomi Jerman merekodkan kemerosotan sebanyak 0.1%. Dalam pada itu, kadar tahunan inflasi menurun pada 2.2% pada bulan Ogos berbanding 2.6% bagi bulan Julai. Inflasi dalam sektor perkhidmatan kekal tinggi pada kadar 4.2%. Kadar inflasi teras pula menurun

pada 2.8% berbanding 2.9% pada bulan Julai. Pada bulan Jun 2024, Bank Pusat Eropah menurunkan kadar faedah utama sebanyak 25 mata asas bagi menyokong perkembangan ekonomi.

Ekonomi China berkembang pada kadar 4.7% pada suku kedua tahun 2024, berbanding suku yang sama tahun sebelumnya. Kadar ini adalah lebih rendah berbanding kadar pertumbuhan 5.3% yang di rekodkan pada suku pertama di sebabkan oleh kemelesetan dalam sektor hartanah yang berpanjangan, kelemahan permintaan domestik, kelemahan matawang dan juga perang dagangan.

*(Source: Bloomberg, Bureau of Economic Analysis, CNBC, Eurostat, Trading Economics)*

## **Lokal**

Pada suku kedua tahun 2024, ekonomi Malaysia berkembang pada kadar 5.9% berbanding suku yang sama tahun sebelumnya, mengatasi kadar pertumbuhan 4.2% yang direkodkan pada suku pertama. Pertumbuhan yang kukuh ini didorong oleh kekuatan permintaan domestik dan pemulihan dalam sektor luaran. Polisi sokongan yang lebih luas dan kekukuhan sektor pekerjaan menyokong perbelanjaan pengguna manakala kemajuan berterusan projek – projek berskala besar dan pelaburan bagi peningkatan kapasiti mendorong permintaan sektor swasta.

Pada separuh pertama tahun 2024, kadar purata inflasi utama dan inflasi teras adalah 1.8%. Pada suku kedua, kedua – dua pengukur inflasi sedikit meningkat kepada 1.9%, berbanding 1.7% dan 1.8% masing – masing pada suku sebelumnya.

Pada lapan bulan pertama tahun 2024, Bank Negara Malaysia (BNM) mengekalkan Kadar Polisi Semalaman (OPR) pada tahap 3.0% dengan keyakinan bahawa kadar semasa mampu terus mendorong pertumbuhan ekonomi dan juga mengawal kadar inflasi.

*(Sumber: Bloomberg, Bank Negara Malaysia dan Jabatan Statistik Malaysia)*

### **1.3.2 Kajian Pasaran**

#### **Pasaran Sukuk dan Pasaran Wang**

##### **Global**

Pada lapan bulan pertama tahun 2024, pasaran bon global mengalami ketidaktentuan yang sedikit tinggi disebabkan oleh perubahan jangkaan yang kerap tentang bilakah bank pusat AS (Fed) akan mula menurunkan kadar faedah. Bagaimana pun, kadar pulangan atas Nota Perbendaharaan AS bertempoh matang sepuluh tahun berada pada kadar 3.90% pada penghujung Ogos, tidak bertukar berbanding kadar penutup pada penghujung tahun 2023 setelah data - data inflasi AS memberi isyarat bahawa Fed mungkin sudah berada pada waktu yang sesuai untuk mula menurunkan kadar faedah.

##### **Lokal**

Pada penghujung bulan Ogos 2024, secara amnya, pasaran bon tempatan di tutup lebih kukuh berbanding kadar pada penghujung Disember 2023, di bantu oleh kadar OPR yang stabil. Dalam pada itu, jangkaan bahawa Fed akan menurunkan kadar faedah juga menarik pelabur – pelabur asing untuk melabur dalam pasaran hutang tempatan.

Kadar pulangan atas Sekuriti Kerajaan Malaysia bertempoh matang sepuluh tahun di tutup tidak berubah pada 3.76% manakala kadar pulangan atas Sekuriti Kerajaan Malaysia bertempoh matang 3 tahun menurun sekitar 14 mata asas kepada 3.3% pada tempoh yang sama.

*(Sumber: Bloomberg, Bank Negara Malaysia and Department of Statistics Malaysia)*

#### 1.4 Tinjauan Pasaran dan Strategi

BNM dijangka akan mengekalkan kadar OPR pada 3.0% sehingga akhir tahun 2024 manakala penentuan polisi monetari di masa hadapan adalah bersandarkan data – data semasa.

Kami akan terus mencari titik tempoh matang yang optimum bagi portfolio berdasarkan penilaian semasa tentang arah tuju kadar faedah.

#### 1.5 Peruntukan Aset

<b>BIMB Dana AI-Fakhim</b>	<b>2024 (%)</b>	<b>2023 (%)</b>	<b>2022 (%)</b>	<b>2021 (%)</b>	<b>2020 (%)</b>
Tunai dan Pelaburan Jangka Pendek patuh Syariah:	100.00	100.00	100.00	100.00	100.00
	<b>100.00</b>	<b>100.00</b>	<b>100.00</b>	<b>100.00</b>	<b>100.00</b>

#### 1.6 Lain-Lain Data Prestasi bagi Tahun Kewangan Berakhir 31 Ogos

<b>BIMB Dana AI-Fakhim</b>	<b>2024</b>	<b>2023</b>	<b>2022</b>	<b>2021</b>
<b>Harga Unit (MYR)</b>				
NAB tertinggi seunit dalam tahun				
- Kelas I	0.5330	0.5187	0.5204	-
- Kelas R	0.5279	0.5175	0.5204	0.5187
NAB terendah seunit dalam tahun				
- Kelas I	0.5178	0.5163	0.5168	-
- Kelas R	0.5149	0.5137	0.5164	0.5179
<b>Nilai Aset Bersih (NAB) dan Unit Dalam Edaran (UDE) pada Akhir Tahun</b>				
Jumlah NAB (MYR)				
- Kelas I	128,250,820	53,639,295	136,830,182	-
- Kelas R	4,503,199	5,045,332	6,589,450	506,871,498
Unit Dalam Edaran (UDE)				
- Kelas I	240,617,976	103,618,228	264,561,546	-
- Kelas R	8,530,546	9,801,009	12,758,308	978,369,592
<b>NAB seunit (MYR)*</b>				
- Kelas I	<b>0.5330</b>	<b>0.5177</b>	<b>0.5172</b>	-
- Kelas R	<b>0.5279</b>	<b>0.5148</b>	<b>0.5165</b>	<b>0.5181</b>
<b>Jumlah Pulangan Dana (%)</b>				
Pertumbuhan Modal (%) <sup>(b)</sup>				
- Kelas I	2.84	-0.60	-0.48	-
- Kelas R	2.57	-0.29	-0.30	0.05
Pulangan Pendapatan (%) <sup>(c)</sup>				
- Kelas I	0.57	3.03	1.78	-
- Kelas R	0.58	3.04	1.78	1.62
Pulangan Dana (%) <sup>(a)</sup>				
- Kelas I	<b>3.41</b>	<b>2.43</b>	<b>2.43</b>	<b>1.30</b>
- Kelas R	<b>3.15</b>	<b>2.75</b>	<b>1.48</b>	<b>1.67</b>

1.6 Lain-Lain Data Prestasi bagi Tahun Kewangan Berakhir 31 Ogos (sambungan)

<b>BIMB Dana AI-Fakhim</b>	<b>2024</b>	<b>2023</b>	<b>2022</b>	<b>2021</b>
Jumlah Agihan Kasar seunit (Sen) setahun				
Kelas I	0.305	1.57	0.92	-
Kelas R	0.305	1.57	0.92	0.84
Jumlah Agihan Bersih seunit (Sen) setahun				
Kelas I	0.305	1.205	0.76	-
Kelas R	0.305	1.57	0.92	0.84
<b>Pengagihan bulanan – September</b>				
NAB seunit sebelum Pengagihan (RM)				
- Kelas I	0.5191	0.5182	-	-
- Kelas R	0.5160	0.5173	0.5187	0.5188
NAB seunit selepas Pengagihan (RM) *				
- Kelas I	0.5184	0.5173	-	-
- Kelas R	0.5153	0.5164	0.5181	0.5180
<b>Pengagihan bulanan – Oktober</b>				
NAB seunit sebelum Pengagihan (RM)				
- Kelas I	0.5199	0.5186	-	-
- Kelas R	0.5166	0.5174	0.5187	0.5188
NAB seunit selepas Pengagihan (RM) *				
- Kelas I	0.5194	0.5177	-	-
- Kelas R	0.5161	0.5165	0.5181	0.5180
<b>Pengagihan bulanan – November</b>				
NAB seunit sebelum Pengagihan (RM)				
- Kelas I	0.5206	0.5182	-	-
- Kelas R	0.5172	0.5170	0.5188	0.5187
NAB seunit selepas Pengagihan (RM) *				
- Kelas I	0.5205	0.5167	0.5167	-
- Kelas R	0.5171	0.5153	0.5153	0.5182
<b>Pengagihan bulanan – Disember</b>				
NAB seunit sebelum Pengagihan (RM)				
- Kelas I	0.5220	0.5178	-	-
- Kelas R	0.5184	0.5164	0.5187	0.5186
NAB seunit selepas Pengagihan (RM) *				
- Kelas I	0.5216	0.5165	-	-
- Kelas R	0.5180	0.5151	0.5180	0.5179

1.6 Lain-Lain Data Prestasi bagi Tahun Kewangan Berakhir 31 Ogos (sambungan)

<b>BIMB Dana Al-Fakhim</b>	<b>2024</b>	<b>2023</b>	<b>2022</b>	<b>2021</b>
<b>Pengagihan bulanan – Januari</b>				
NAB seunit sebelum Pengagihan (RM)				
Kelas I	0.5231	0.5180	-	-
Kelas R	0.5194	0.5163	-	0.5186
NAB seunit selepas Pengagihan (RM) *				
Kelas I	0.5230	0.5165	-	-
Kelas R	0.5192	0.5148	-	0.5179
<b>Pengagihan bulanan – Februari</b>				
NAB seunit sebelum Pengagihan (RM)				
Kelas I	0.5246	0.5179	-	-
Kelas R	0.5206	0.5161	-	0.5185
NAB seunit selepas Pengagihan (RM) *				
Kelas I	0.5244	0.5165	-	-
Kelas R	0.5204	0.5147	-	0.5179
<b>Pengagihan bulanan – Mac</b>				
NAB seunit sebelum Pengagihan (RM)				
Kelas I	0.5258	0.5177	-	-
Kelas R	0.5217	0.5158	-	0.5186
NAB seunit selepas Pengagihan (RM) *				
Kelas I	0.5257	0.5163	-	-
Kelas R	0.5216	0.5144	-	0.5180
<b>Pengagihan bulanan – April</b>				
NAB seunit sebelum Pengagihan (RM)				
Kelas I	0.5274	0.5178	0.5204	-
Kelas R	0.5231	0.5156	0.5204	0.5187
NAB seunit selepas Pengagihan (RM) *				
Kelas I	0.5273	0.5164	0.5169	-
Kelas R	0.5230	0.5142	0.5169	0.5180

1.6 Lain-Lain Data Prestasi bagi Tahun Kewangan Berakhir 31 Ogos (sambungan)

<b>BIMB Dana AI-Fakhim</b>	<b>2024</b>	<b>2023</b>	<b>2022</b>	<b>2021</b>
<b>Pengagihan bulanan – Mei</b>				
NAB seunit sebelum Pengagihan (RM)				
- Kelas I	0.5288	0.5177	0.5174	-
- Kelas R	0.5243	0.5154	0.5173	0.5187
NAB seunit selepas Pengagihan (RM) *				
- Kelas I	0.5287	0.5163	0.5168	-
- Kelas R	0.5242	0.5140	0.5167	0.5180
<b>Pengagihan bulanan – Jun</b>				
NAB seunit sebelum Pengagihan (RM)				
- Kelas I	0.5301	0.5178	0.5178	-
- Kelas R	0.5254	0.5153	0.5175	0.5187
NAB seunit selepas Pengagihan (RM) *				
- Kelas I	0.5300	0.5164	0.5170	-
- Kelas R	0.5253	0.5139	0.5167	0.5180
<b>Pengagihan bulanan – Julai</b>				
NAB seunit sebelum Pengagihan (RM)				
Kelas I	0.5317	0.5178	0.5178	-
Kelas R	0.5268	0.5152	0.5173	0.5187
NAB seunit selepas Pengagihan (RM) *				
Kelas I	0.5315	0.5163	0.5169	-
Kelas R	0.5266	0.5137	0.5164	0.5180
<b>Pengagihan bulanan – Ogos</b>				
NAB seunit sebelum Pengagihan (RM)				
Kelas I	0.5330	0.5177	0.5180	-
Kelas R	0.5279	0.5148	0.5173	0.5186
NAB seunit selepas Pengagihan (RM) *				
Kelas I	0.5329	0.5171	0.5171	-
Kelas R	0.5278	0.5142	0.5164	0.5180
<b>Nisbah Jumlah Perbelanjaan (NJP) (%)<sup>(d)</sup></b>	<b>0.18</b>	<b>0.18</b>	<b>0.52</b>	<b>0.55</b>
<b>Nisbah Pusing Ganti Portfolio (NPGP) (Kali)<sup>(e)</sup> **</b>	<b>8.49</b>	<b>14.24</b>	<b>11.33</b>	<b>4.06</b>

\* Nilai aset bersih seunit selepas pengagihan pendapatan.

\*\* NPGP bagi tahun kewangan berakhir 31 Ogos 2024 lebih rendah berbanding tahun kewangan sebelumnya disebabkan oleh lebih rendah jumlah purata transaksi pelaburan dana dalam tahun kewangan.

**Nota:-**

- a) **Jumlah Pulangan** =  $\frac{\text{Harga seunit (pada akhir tahun)} - 1}{\text{Harga seunit (pada awal tahun)}}$
- b) **Pulangan Modal** = Pulangan Ke atas Dana – Pulangan Pendapatan
- c) **Pulangan Pendapatan** =  $\frac{\text{Pengagihan Pendapatan seunit / NAB seunit pada awal tahun}}{x 100}$
- d) **Nisbah Jumlah Perbelanjaan** = Ia dikira dengan mengambil jumlah perbelanjaan sepertimana yang dinyatakan sebagai peratusan tahunan daripada jumlah purata NAB Dana.
- e) **Nisbah Pusing Ganti Portfolio** = Ia dikira dengan mengambil purata jumlah perolehan dan pelupusan pelaburan dalam Dana bagi tempoh tahunan dibahagi dengan purata NAB Dana yang dikira pada asas harian.

**1.7 Pegangan Unit pada 31 Ogos 2024**

Saiz Pegangan	Kelas I			
	Bilangan Pemegang Unit		Bilangan Pegangan Unit	
	Bilangan	%	Unit	%
5,000 and below	-	-	-	-
5,001 to 10,000	2	6.25	12,322.50	0.01
10,001 to 50,000	1	3.13	42,938.56	0.02
50,001 to 500,000	8	25.00	1,854,842.44	0.77
500,001 and above	21	65.62	238,707,872.30	99.20
<b>Jumlah Keseluruhan Dana</b>	<b>32</b>	<b>100.00</b>	<b>240,617,975.80</b>	<b>100.00</b>

Saiz Pegangan	Kelas R			
	Bilangan Pemegang Unit		Bilangan Pegangan Unit	
	Bilangan	%	Unit	%
5,000 and below	7,477	99.44	916,445.10	10.74
5,001 to 10,000	23	0.31	158,738.66	1.86
10,001 to 50,000	12	0.16	250,022.20	2.93
50,001 to 500,000	6	0.08	980,200.15	11.50
500,001 and above	1	0.01	6,225,140.06	72.97
<b>Jumlah Keseluruhan Dana</b>	<b>7,519</b>	<b>100.00</b>	<b>8,530,546.17</b>	<b>100.00</b>

## 1.8 Polisi Rebat dan Komisyen Ringan (Bukan Tunai)

Rebat dan komisen ringan (bukan tunai) tidak terpakai kepada kategori Dana adalah dana pasaran wang Islam.

Bagi tahun kewangan dalam kajian, Pengurus tidak menerima komisen ringan (bukan tunai) bagi pihak Dana, daripada broker dalam bentuk perkhidmatan penyelidikan dan khidmat nasihat yang bermanfaat untuk para Pemegang Unit Dana dan Pengurus juga mengesahkan tidak berlaku pergolakan dagangan.

## 1.9 Notis Penutupan Pejabat

Adalah dimaklumkan bahawa Pejabat BIMB Investment Johor yang terletak di No 33B, Jalan Indah 15/2, Tingkat 2, Taman Bukit Indah, 79100, Nusajaya, Johor dan Pejabat Kelantan yang terletak di PT 433 & 434 Tingkat 2, Jalan Padang Garong, 15000 Kota Bharu, Kelantan telah berhenti beroperasi berkuat kuasa 31 Januari 2024 dan 4 April 2024.

Untuk dan bagi pihak

Pengurus

**BIMB INVESTMENT MANAGEMENT BERHAD**

Tarikh: 25 Oktober 2024

*Nota:*

*Laporan ini telah diterjemahkan daripada laporan asal (dalam Bahasa Inggeris). Jika terdapat perbezaan, sila rujuk kepada laporan Bahasa Inggeris*



## 2.0 DIRECTORS' DECLARATION REPORT

TO THE UNIT HOLDERS OF **BIMB DANA AL-FAKHIM** ("Fund")

We, being the Directors of BIMB Investment Management Berhad (the "Manager"), do hereby state that, in the opinion of the Manager, the accompanying audited financial statements set out on pages 30 to 57 are drawn up in accordance with the provisions of the Deeds and give a true and fair view of the financial position of the Fund as at 31 August 2024 and of its financial performance, changes in equity and cash flows for the financial year then ended in accordance with the provisions of Malaysian Financial Reporting Standards ("MFRS") and International Financial Reporting Standards ("IFRS").

For and on behalf of the Manager,

.....  
**AZDINI NOR AZMAN**  
Director

Kuala Lumpur,  
25 October 2024

### 3.0 TRUSTEE'S REPORT

TO THE UNIT HOLDERS OF **BIMB DANA AL-FAKHIM** ("Fund")

We have acted as Trustee of the Fund for the financial year ended 31 August 2024 and we hereby confirm to the best of our knowledge, after having made all reasonable enquiries, BIMB Investment Management Berhad has operated and managed the Fund during the year covered by these financial statements in accordance with the following:

1. Limitations imposed on the investment powers of the management company under the Deeds, securities laws and the Guidelines on Unit Trust Funds;
2. Valuation and pricing is carried out in accordance with the Deeds; and
3. Any creation and cancellation of units are carried out in accordance with the Deeds and any regulatory requirement.

We are of the opinion that the distribution of income by the Fund is appropriate and reflects the investment objective of the Fund.

For and on behalf of the Trustee  
**SCBMB Trustee Berhad**

.....  
**LOR YUEN CHING**  
Trustee Services Manager

.....  
**LEE KAM WENG**  
Trustee Services Manager

Kuala Lumpur,  
25 October 2024

#### **4.0 SHARIAH ADVISER'S REPORT**

TO THE UNIT HOLDERS OF **BIMB DANA AL-FAKHIM** ("Fund")

We hereby confirm the following:

1. To the best of our knowledge, after having made all reasonable enquiries, BIMB Investment Management Berhad has operated and managed the Fund for the period covered by these financial statements namely, the year ended 31 August 2024, in accordance with Shariah principles and requirements, and complied with the applicable guidelines, rulings or decisions issued by the Securities Commission Malaysia pertaining to Shariah matters; and
2. The assets of the Fund comprise instruments that have been classified as Shariah-compliant.

For and on behalf of the Shariah Adviser,  
**BIMB SECURITIES SDN BHD**

.....  
**NURUL AQILA SUFIYAH LOKMAN**  
Designated Shariah Officer

Kuala Lumpur,  
25 October 2024

## 5.0 INDEPENDENT AUDITORS' REPORT

### INDEPENDENT AUDITORS' REPORT TO THE UNIT HOLDERS OF BIMB DANA AL-FAKHIM

#### REPORT ON THE AUDIT OF THE FINANCIAL STATEMENTS

##### Our opinion

In our opinion, the financial statements of BIMB Dana Al-Fakhim (the "Fund") give a true and fair view of the financial position of the Fund as at 31 August 2024, and of its financial performance and its cash flows for the financial year then ended in accordance with Malaysian Financial Reporting Standards and International Financial Reporting Standards.

##### What we have audited

We have audited the financial statements of the Fund, which comprise the statement of financial position as at 31 August 2024, and the statement of comprehensive income, statement of changes in net asset attributable to unit holders and statement of cash flows for the financial year then ended, and notes to the financial statements, including a summary of significant accounting policies, as set out on pages 30 to 57.

##### Basis for opinion

We conducted our audit in accordance with approved standards on auditing in Malaysia and International Standards on Auditing. Our responsibilities under those standards are further described in the "Auditors' responsibilities for the audit of the financial statements" section of our report.

We believe that the audit evidence we have obtained is sufficient and appropriate to provide a basis for our opinion.

##### *Independence and other ethical responsibilities*

We are independent of the Fund in accordance with the By-Laws (on Professional Ethics, Conduct and Practice) of the Malaysian Institute of Accountants ("By-Laws") and the International Ethics Standards Board for Accountants' International Code of Ethics for Professional Accountants (including International Independence Standards) ("IESBA Code"), and we have fulfilled our other ethical responsibilities in accordance with the By-Laws and the IESBA Code.

## INDEPENDENT AUDITORS' REPORT TO THE UNIT HOLDERS OF BIMB DANA AL-FAKHIM (CONTINUED)

### REPORT ON THE AUDIT OF THE FINANCIAL STATEMENTS (CONTINUED)

#### Information other than the financial statements and auditors' report thereon

The Manager of the Fund is responsible for the other information. The other information comprises Manager's Report but does not include the financial statements of the Fund and our auditors' report thereon.

Our opinion on the financial statements of the Fund does not cover the other information and we do not express any form of assurance conclusion thereon.

In connection with our audit of the financial statements of the Fund, our responsibility is to read the other information and, in doing so, consider whether the other information is materially inconsistent with the financial statements of the Fund or our knowledge obtained in the audit or otherwise appears to be materially misstated.

If, based on the work we have performed, we conclude that there is a material misstatement of this other information, we are required to report that fact. We have nothing to report in this regard.

#### Responsibilities of the Manager for the financial statements

The Manager of the Fund is responsible for the preparation of the financial statements of the Fund that give a true and fair view in accordance with Malaysian Financial Reporting Standards and International Financial Reporting Standards in Malaysia. The Manager is also responsible for such internal control as the Manager determines is necessary to enable the preparation of financial statements of the Fund that are free from material misstatement, whether due to fraud or error.

In preparing the financial statements of the Fund, the Manager is responsible for assessing the Fund's ability to continue as a going concern, disclosing, as applicable, matters related to going concern and using the going concern basis of accounting unless the Manager either intends to liquidate the Fund or to terminate the Fund or has no realistic alternative but to do so.

#### Auditors' responsibilities for the audit of the financial statements

Our objectives are to obtain reasonable assurance about whether the financial statements of the Fund as a whole are free from material misstatement, whether due to fraud or error, and to issue an auditors' report that includes our opinion. Reasonable assurance is a high level of assurance but is not a guarantee that an audit conducted in accordance with approved standards on auditing in Malaysia and International Standards on Auditing will always detect a material misstatement when it exists. Misstatements can arise from fraud or error and are considered material if, individually or in the aggregate, they could reasonably be expected to influence the economic decisions of users taken on the basis of these financial statements.

INDEPENDENT AUDITORS' REPORT  
TO THE UNIT HOLDERS OF BIMB DANA AL-FAKHIM (CONTINUED)

REPORT ON THE AUDIT OF THE FINANCIAL STATEMENTS (CONTINUED)

Auditors' responsibilities for the audit of the financial statements (continued)

As part of an audit in accordance with approved standards on auditing in Malaysia and International Standards on Auditing, we exercise professional judgement and maintain professional scepticism throughout the audit. We also:

- (a) Identify and assess the risks of material misstatement of the financial statements of the Fund, whether due to fraud or error, design and perform audit procedures responsive to those risks, and obtain audit evidence that is sufficient and appropriate to provide a basis for our opinion. The risk of not detecting a material misstatement resulting from fraud is higher than for one resulting from error, as fraud may involve collusion, forgery, intentional omissions, misrepresentations, or the override of internal control.
- (b) Obtain an understanding of internal control relevant to the audit in order to design audit procedures that are appropriate in the circumstances, but not for the purpose of expressing an opinion on the effectiveness of the Fund's internal control.
- (c) Evaluate the appropriateness of accounting policies used and the reasonableness of accounting estimates and related disclosures made by the Manager.
- (d) Conclude on the appropriateness of the Manager's use of the going concern basis of accounting and, based on the audit evidence obtained, whether a material uncertainty exists related to events or conditions that may cast significant doubt on the Fund's ability to continue as a going concern. If we conclude that a material uncertainty exists, we are required to draw attention in our auditors' report to the related disclosures in the financial statements of the Fund or, if such disclosures are inadequate, to modify our opinion. Our conclusions are based on the audit evidence obtained up to the date of our auditors' report. However, future events or conditions may cause the Fund to cease to continue as a going concern.
- (e) Evaluate the overall presentation, structure and content of the financial statements of the Fund, including the disclosures, and whether the financial statements of the Fund represent the underlying transactions and events in a manner that achieves fair presentation.

We communicate with the Manager regarding, among other matters, the planned scope and timing of the audit and significant audit findings, including any significant deficiencies in internal control that we identify during our audit.

INDEPENDENT AUDITORS' REPORT  
TO THE UNIT HOLDERS OF BIMB DANA AL-FAKHIM (CONTINUED)

OTHER MATTERS

This report is made solely to the unit holders of the Fund and for no other purpose. We do not assume responsibility to any other person for the content of this report.

PRICEWATERHOUSECOOPERS PLT  
LLP0014401-LCA & AF 1146  
Chartered Accountants

Kuala Lumpur  
25 October 2024

## 6.0 FINANCIAL STATEMENTS (AUDITED)

### BIMB DANA AL-FAKHIM

#### STATEMENT OF COMPREHENSIVE INCOME FOR THE FINANCIAL YEAR ENDED 31 AUGUST 2024

	<u>Note</u>	<u>2024</u> RM	<u>2023</u> RM
<b>INVESTMENT INCOME</b>			
Profit income from Islamic deposits with licensed Islamic financial institutions at fair value through profit or loss		1,940,380	80,083
Profit income from Islamic deposits with licensed Islamic financial institutions at amortised cost		789,830	2,477,315
Other Incomes		-	46,596
		<u>2,730,210</u>	<u>2,603,994</u>
<b>EXPENSES</b>			
Management fee	4	93,645	105,557
Trustee's fee	5	20,016	18,079
Audit fee		11,761	10,890
Shariah Adviser's Fee		3,792	3,500
Tax agent's fee		1,504	1,500
Administrative expenses		3,191	8,763
		<u>133,909</u>	<u>148,289</u>
<b>PROFIT BEFORE FINANCE COST AND TAXATION</b>		2,596,301	2,455,705
Finance cost	10	<u>354,752</u>	<u>2,302,592</u>
<b>PROFIT BEFORE TAXATION</b>		2,241,549	153,113
Taxation	6	<u>-</u>	<u>-</u>
<b>PROFIT AFTER TAXATION AND TOTAL COMPREHENSIVE INCOME FOR THE FINANCIAL YEAR</b>		<u>2,241,549</u>	<u>153,113</u>
Total comprehensive income for the year consists of:			
Realised amount		<u>2,241,549</u>	<u>153,113</u>

The accompanying notes to the financial statements form an integral part of these financial statements.



BIMB DANA AL-FAKHIM

STATEMENT OF COMPREHENSIVE INCOME  
FOR THE FINANCIAL YEAR ENDED 31 AUGUST 2024 (CONTINUED)

	<u>Note</u>	<u>2024</u> RM	<u>2023</u> RM
Distribution for the Financial year	10		
Distribution on 27 September 2023 / 27 September 2022			
Net distributions (RM)		<u>58,493</u>	<u>249,472</u>
Net distributions per unit (sen)			
- I-Class		<u>0.053</u>	<u>0.07</u>
- R-Class		<u>0.07</u>	<u>0.09</u>
Gross distributions per unit (sen)			
- I-Class		<u>0.07</u>	<u>0.09</u>
- R-Class		<u>0.07</u>	<u>0.09</u>
Distribution on 27 October 2023 / 27 October 2022			
Net distributions (RM)		<u>42,270</u>	<u>256,047</u>
Net distributions per unit (sen)			
- I-Class		<u>0.038</u>	<u>0.07</u>
- R-Class		<u>0.05</u>	<u>0.09</u>
Gross distributions per unit (sen)			
- I-Class		<u>0.05</u>	<u>0.09</u>
- R-Class		<u>0.05</u>	<u>0.09</u>
Distribution on 25 November 2023 / 25 November 2022			
Net distributions (RM)		<u>33,845</u>	<u>276,999</u>
Net distributions per unit (sen)			
- I-Class		<u>0.03</u>	<u>0.15</u>
- R-Class		<u>0.04</u>	<u>0.20</u>
Gross distributions per unit (sen)			
- I-Class		<u>0.04</u>	<u>0.20</u>
- R-Class		<u>0.04</u>	<u>0.20</u>
Distribution on 27 December 2023 / 27 December 2022			
Net distributions (RM)		<u>34,086</u>	<u>188,329</u>
Net distributions per unit (sen)			
- I-Class		<u>0.03</u>	<u>0.10</u>
- R-Class		<u>0.04</u>	<u>0.13</u>
Gross distributions per unit (sen)			
- I-Class		<u>0.04</u>	<u>0.13</u>
- R-Class		<u>0.04</u>	<u>0.13</u>

The accompanying notes to the financial statements form an integral part of these financial statements.

BIMB DANA AL-FAKHIM

STATEMENT OF COMPREHENSIVE INCOME  
FOR THE FINANCIAL YEAR ENDED 31 AUGUST 2024 (CONTINUED)

	Note	2024 RM	2023 RM
Distribution for the financial year: (continued)	10		
Distribution on 27 January 2024 / 27 January 2023			
Net distributions (RM)		12,288	216,386
Net distributions per unit (sen)			
- I-Class		0.009	0.11
- R-Class		0.012	0.15
Gross distributions per unit (sen)			
- I-Class		0.012	0.15
- R-Class		0.012	0.15
Distribution on 27 February 2024 / 27 February 2023			
Net distributions (RM)		14,201	201,658
Net distributions per unit (sen)			
- I-Class		0.011	0.11
- R-Class		0.015	0.14
Gross distributions per unit (sen)			
- I-Class		0.015	0.14
- R-Class		0.015	0.14
Distribution on 27 March 2024 / 27 March 2023			
Net distributions (RM)		14,575	179,364
Net distributions per unit (sen)			
- I-Class		0.011	0.11
- R-Class		0.014	0.14
Gross distributions per unit (sen)			
- I-Class		0.014	0.14
- R-Class		0.014	0.14
Distribution on 29 April 2024 / 27 April 2023			
Net distributions (RM)		17,746	166,262
Net distributions per unit (sen)			
- I-Class		0.007	0.11
- R-Class		0.009	0.14
Gross distributions per unit (sen)			
- I-Class		0.009	0.14
- R-Class		0.009	0.14

The accompanying notes to the financial statements form an integral part of these financial statements.

BIMB DANA AL-FAKHIM

STATEMENT OF COMPREHENSIVE INCOME  
FOR THE FINANCIAL YEAR ENDED 31 AUGUST 2024 (CONTINUED)

	<u>Note</u>	<u>2024</u> RM	<u>2023</u> RM
Distribution for the financial year: (continued)	10		
Distribution on 29 May 2024 / 26 May 2023			
Net distributions (RM)		<u>29,674</u>	<u>166,241</u>
Net distributions per unit (sen)			
- I-Class		<u>0.010</u>	<u>0.11</u>
- R-Class		<u>0.013</u>	<u>0.14</u>
Gross distributions per unit (sen)			
- I-Class		<u>0.013</u>	<u>0.14</u>
- R-Class		<u>0.013</u>	<u>0.14</u>
Distribution on 26 June 2024 / 26 June 2023			
Net distributions (RM)		<u>29,419</u>	<u>160,987</u>
Net distributions per unit (sen)			
- I-Class		<u>0.010</u>	<u>0.11</u>
- R-Class		<u>0.013</u>	<u>0.14</u>
Gross distributions per unit (sen)			
- I-Class		<u>0.013</u>	<u>0.14</u>
- R-Class		<u>0.013</u>	<u>0.14</u>
Distribution on 29 July 2024 / 27 July 2023			
Net distributions (RM)		<u>33,280</u>	<u>172,209</u>
Net distributions per unit (sen)			
- I-Class		<u>0.011</u>	<u>0.11</u>
- R-Class		<u>0.015</u>	<u>0.15</u>
Gross distributions per unit (sen)			
- I-Class		<u>0.015</u>	<u>0.15</u>
- R-Class		<u>0.015</u>	<u>0.15</u>
Distribution on 28 August 2024 / 25 August 2023			
Net distributions (RM)		<u>34,875</u>	<u>68,638</u>
Net distributions per unit (sen)			
- I-Class		<u>0.011</u>	<u>0.045</u>
- R-Class		<u>0.014</u>	<u>0.06</u>
Gross distributions per unit (sen)			
- I-Class		<u>0.014</u>	<u>0.06</u>
- R-Class		<u>0.014</u>	<u>0.06</u>

The accompanying notes to the financial statements form an integral part of these financial statements.

BIMB DANA AL-FAKHIM

STATEMENT OF FINANCIAL POSITION  
AS AT 31 AUGUST 2024

	<u>Note</u>	<u>2024</u> RM	<u>2023</u> RM
<b>ASSETS</b>			
Cash and cash equivalents (Shariah-compliant)	8	35,038,493	46,531,664
Financial assets at fair value through profit or loss (Shariah-compliant)	7	97,769,424	12,199,729
Amount due from Manager		<u>4,109</u>	<u>6,562</u>
<b>TOTAL ASSETS</b>		<u>132,812,026</u>	<u>58,737,955</u>
<b>LIABILITIES</b>			
Amount due to Manager		7,275	-
Accrued management fee		11,881	6,595
Amount due to Trustee		2,068	2,602
Shariah adviser's fee payable		2,333	3,500
Withholding tax payable		9,779	15,069
Other payables and accruals		<u>24,671</u>	<u>25,562</u>
<b>TOTAL LIABILITIES</b>		<u>58,007</u>	<u>53,328</u>
<b>NET ASSET VALUE ("NAV") OF THE FUND*</b>		<u>132,754,019</u>	<u>58,684,627</u>
<b>FAIR VALUE OF OUTSTANDING UNITS</b>			
- I-Class		128,250,820	53,639,295
- R-Class		<u>4,503,199</u>	<u>5,045,332</u>
		<u>132,754,019</u>	<u>58,684,627</u>
<b>NUMBER OF UNITS IN CIRCULATION (UNITS)</b>			
- I-Class	9	240,617,976	103,618,227
- R-Class	9	<u>8,530,546</u>	<u>9,801,009</u>
		<u>249,148,522</u>	<u>113,419,236</u>
<b>NET ASSET VALUE ("NAV") PER UNIT (SEN)</b>			
- I-Class		53.30	51.77
- R-Class		<u>52.79</u>	<u>51.48</u>

The accompanying notes to the financial statements form an integral part of these financial statements.

BIMB DANA AL-FAKHIM

STATEMENT OF CHANGES IN NET ASSETS ATTRIBUTABLE TO UNIT HOLDERS FOR THE FINANCIAL YEAR ENDED 31 AUGUST 2024

	<u>2024</u> RM	<u>2023</u> RM
NET ASSETS ATTRIBUTABLE TO UNIT HOLDERS AT THE BEGINNING OF THE FINANCIAL YEAR	58,684,627	143,419,632
Movement due to units created and cancelled during the financial year:		
- Creation of units from applications		-
- Creation before split		
- I-Class	163,876,630	55,216,826
- R-Class	2,182,877	1,103,780
	<u>166,059,507</u>	<u>56,320,606</u>
- Creation of units from distribution		
- Creation before split		-
- I-Class	248,924	1,616,529
- R-Class	27,219	175,580
	<u>276,143</u>	<u>1,792,109</u>
- Cancellation of units		
- Cancellation before split		-
- I-Class	(91,637,874)	(140,196,488)
- R-Class	(2,869,933)	(2,804,345)
	<u>(94,507,807)</u>	<u>(143,000,833)</u>
Increase in net assets attributable to unit holders during the financial year	2,241,549	153,113
NET ASSETS ATTRIBUTABLE TO UNIT HOLDERS AT THE END OF THE FINANCIAL YEAR*	<u>132,754,019</u>	<u>58,684,627</u>

The accompanying notes to the financial statements form an integral part of these financial statements.

## BIMB DANA AL-FAKHIM

### STATEMENT OF CASH FLOWS FOR THE FINANCIAL YEAR ENDED 31 AUGUST 2024

	<u>Note</u>	<u>2024</u> RM	<u>2023</u> RM
<b>CASH FLOWS FROM OPERATING ACTIVITIES</b>			
Placement of Islamic deposits with licensed Islamic financial institutions		(673,438,939)	(1,124,015,647)
Proceeds from maturity of Islamic deposit with licensed Islamic financial institutions		588,487,521	1,111,702,413
Profit income received from Islamic deposit with licensed Islamic financial institutions		2,111,933	2,670,903
Management fee paid		(88,359)	(114,002)
Trustee fee paid		(20,550)	(18,004)
Audit fee paid		(10,890)	(9,900)
Tax agent fee paid		(1,000)	-
Withholding tax paid		(4,958)	(552,487)
Shariah Advisory Fee		(83,901)	-
Payment for administrative expenses		(5,456)	(21,208)
<b>NET CASH (USED IN)/GENERATED FROM OPERATING ACTIVITIES</b>		<u>(83,054,599)</u>	<u>(10,357,932)</u>
<b>CASH FLOWS FROM FINANCING ACTIVITIES</b>			
Cash proceeds from creation of units		166,061,960	56,317,240
Payments for cancellation of units		(94,500,532)	(143,005,870)
<b>NET CASH USED IN FINANCING ACTIVITIES</b>		<u>71,561,428</u>	<u>(86,688,630)</u>
Net (decrease)/increase in cash and cash equivalents		(11,493,171)	(97,046,562)
Cash and cash equivalents at the beginning of the financial year		<u>46,531,664</u>	<u>143,578,226</u>
Cash and cash equivalents at the end of the financial year	8	<u>35,038,493</u>	<u>46,531,664</u>
Cash and cash equivalents comprise:			
Commodity Murabahah		30,518,579	46,430,654
Wafiyah Investment Account		4,360,458	-
Cash at bank		159,456	101,010
	8	<u>35,038,493</u>	<u>46,531,664</u>

The accompanying notes to the financial statements form an integral part of these financial statements.

## BIMB DANA AL-FAKHIM

### NOTES TO THE FINANCIAL STATEMENTS FOR THE FINANCIAL YEAR ENDED 31 AUGUST 2024

#### 1 INFORMATION ON THE FUND

BIMB Dana Al-Fakhim (hereinafter referred to as “the Fund”) was constituted pursuant to the execution of a Deed dated 6 December 2001 and the various Supplemental Deeds between the Manager - BIMB Investment Management Berhad and the Trustee – SCBMB Trustee.

The principal activity of the Fund is to invest in authorised investments as defined in the Deed, which include Islamic debt securities and short term placements.

The Manager, BIMB Investment Management Berhad, a company incorporated in Malaysia, is a subsidiary of Bank Islam Malaysia Berhad.

#### 2 SUMMARY OF SIGNIFICANT ACCOUNTING POLICIES

The following accounting policies have been used consistently in dealing with items which are considered material in relation to the financial statements:

(a) Basis of preparation

The financial statements of the Fund have been prepared in accordance with Malaysian Financial Reporting Standards (“MFRS”) and International Financial Reporting Standards (“IFRS”).

The financial statements have been prepared under the historical cost convention, as modified by the revaluation of financial assets at fair value through profit or loss (“FVTPL”).

The preparation of financial statements in conformity with MFRS and IFRS requires the use of certain critical accounting estimates and assumptions that affect the reported amounts of assets and liabilities and disclosure of contingent assets and liabilities at the date of the financial statements, and the reported amounts of revenues and expenses during the reported year.

It also requires the Manager to exercise their judgement in the process of applying the Fund’s accounting policies. Although these estimates and assumptions are based on the Manager’s best knowledge of current events and actions, actual results may differ.

The areas involving a higher degree of judgement or complexity, or areas where assumptions and estimates are significant to the financial statements are disclosed in Note 2(k) to the financial statements.

## BIMB DANA AL-FAKHIM

### NOTES TO THE FINANCIAL STATEMENTS FOR THE FINANCIAL YEAR ENDED 31 AUGUST 2024 (CONTINUED)

#### 2 SUMMARY OF SIGNIFICANT ACCOUNTING POLICIES (CONTINUED)

##### (a) Basis of preparation (continued)

- (i) Standards, amendments, to published standards and interpretations to existing standard that are effective:

There are no other standards, amendments to standards or interpretations that are effective for the financial year beginning on 1 September 2023 that have a material effect on the financial statements of the Fund.

- (ii) Standards and amendments that have been issued but not yet effective:

A number of new standards, amendments to standards and interpretations are effective for the financial year beginning after 1 September 2023. None of these are expected to have a material effect on the financial statements of the Fund, except the following set out below:

Amendments to MFRS 101 'Classification of liabilities as current or non-current' clarify that liabilities are classified as either current or non-current, depending on the rights that exist at the end of the reporting year. Classification is unaffected by the Fund's expectations or events after the reporting date (e.g. the receipt of a waiver or a breach of covenant).

The amendments are effective for the annual financial reporting year beginning on or after 1 September 2024.

The amendment shall be applied retrospectively.

##### (b) Financial assets

- (i) Recognition and initial measurement

A financial instrument is recognised in the statement of financial position when, and only when, the Fund becomes a party to the contractual provisions of the instrument.

A financial asset (unless it is a trade receivable without significant financing component) or a financial liability is initially measured at fair value plus or minus, for an item not at fair value through profit or loss, transaction costs that are directly attributable to its acquisition or issuance. A trade receivable without a significant financing component is initially measured at the transaction price.

Categories of financial assets are determined on initial recognition and are not reclassified subsequent to their initial recognition unless the Fund changes its business model for managing financial assets in which case all affected financial assets are reclassified on the first day of the first reporting year following the change of the business model.



NOTES TO THE FINANCIAL STATEMENTS  
FOR THE FINANCIAL YEAR ENDED 31 AUGUST 2024 (CONTINUED)

2 SUMMARY OF SIGNIFICANT ACCOUNTING POLICIES (CONTINUED)

(b) Financial assets (continued)

(i) Recognition and initial measurement (continued)

The Fund categorises financial instruments as follows:

(a) Amortised cost

Amortised cost category comprises financial assets that are held within a business model whose objective is to hold assets to collect contractual cash flows and its contractual terms give rise on specified dates to cash flows that are solely payments of principal and profit on the principal amount outstanding. The financial assets are not designated as fair value through profit or loss. Subsequent to initial recognition, these financial assets are measured at amortised cost using the effective profit method. The amortised cost is reduced by impairment losses. Profit income, foreign exchange gains and losses and impairment are recognised in profit or loss.

Profit income is recognised by applying effective profit rate to the gross carrying amount except for credit impairment financial assets (see Note 2 (b)(iv)) where the effective profit rate is applied to the amortised cost.

(b) Fair value through profit or loss

All financial assets not measured at amortised cost or fair value through other comprehensive income as described above are measured at fair value through profit or loss. On initial recognition, the Fund may irrevocably designate a financial asset that otherwise meets the requirements to be measured at amortised cost or at fair value through other comprehensive income as at fair value through profit or loss if doing so eliminates or significantly reduces an accounting mismatch that would otherwise arise.

Islamic deposits with licensed Islamic financial institutions are stated at fair value. Due to the short-term nature of the Islamic deposits, the cost plus accrued profit calculated based on the effective profit rate method over the period from the date of placement to the date of maturity of the respective Islamic deposits is the reasonable estimate of fair value.

Financial assets categorised as fair value through profit or loss are subsequently measured at their fair value.

## BIMB DANA AL-FAKHIM

### NOTES TO THE FINANCIAL STATEMENTS FOR THE FINANCIAL YEAR ENDED 31 AUGUST 2024 (CONTINUED)

#### 2 SUMMARY OF SIGNIFICANT ACCOUNTING POLICIES (CONTINUED)

##### (b) Financial assets (continued)

###### (ii) Financial instrument categories and subsequent measurement

All financial assets, except for those measured at fair value through profit or loss, are subject to impairment assessment (see Note 2(b)(iv)).

###### (iii) Derecognition

A financial asset or part of it is derecognised when, and only when, the contractual rights to the cash flows from the financial asset expired or the financial asset is transferred to another party without retaining control or substantially all risks and rewards of the asset. On derecognition of a financial asset, the difference between the carrying amount and the sum of the consideration received (including any new asset obtained less any new liability assumed) and any cumulative gain or loss that had been recognised in equity is recognised in profit or loss.

A financial liability or a part of it is derecognised when, and only when, the obligation specified in the contract is discharged or cancelled or expired. On derecognition of a financial liability, the difference between the carrying amount of the financial liability extinguished or transferred to another party and the consideration paid, including any non-cash assets transferred or liabilities assumed, is recognised in profit or loss.

###### (iv) Impairment for assets carried at amortised cost

The Fund measures credit risk and expected credit loss ("ECL") using probability of default, exposure at default and loss given default. The Manager considers both historical analysis and forward-looking information in determining any ECL. The Manager considers the probability of default to be close to zero as these instruments have a low risk of default and the counterparties have a strong capacity to meet their contractual obligations in the near term. As a result, no loss allowance has been recognised based on 12-month ECL as any such impairment would be wholly insignificant to the Fund.

###### Significant increase in credit risk

A significant increase in credit risk is defined by management as any contractual payment which is more than 90 days past due.

###### Definition of default and credit-impaired financial assets

Any contractual payment which is more than 90 days past due is considered credit impaired.

## BIMB DANA AL-FAKHIM

### NOTES TO THE FINANCIAL STATEMENTS FOR THE FINANCIAL YEAR ENDED 31 AUGUST 2024 (CONTINUED)

#### 2 SUMMARY OF SIGNIFICANT ACCOUNTING POLICIES (CONTINUED)

(b) Financial assets (continued)

(iv) Impairment for assets carried at amortised cost (continued)

Write-off

The Fund writes off financial assets, in whole or in part, when it has exhausted all practical recovery efforts and has concluded there is no reasonable expectation of recovery. The assessment of no reasonable expectation of recovery is based on unavailability of obligor's sources of income or assets to generate sufficient future cash flows to pay the amount. The Fund may write-off financial assets that are still subject to enforcement activity. Subsequent recoveries of amounts previously written off will result in impairment gains. There are no write-offs/recoveries during the financial year.

(c) Financial liabilities

The categories of financial liabilities at initial recognition are as follows:

Amortised cost

Other financial liabilities not categorised as fair value through profit or loss are subsequently measured at amortised cost using the effective profit method.

(d) Income recognition

Profit income from Islamic deposits with licensed Islamic financial institutions is recognised on an accrual basis using the effective profit method.

Profit income is calculated by applying the effective profit rate to the gross carrying amount of a financial asset except for financial assets that subsequently become credit-impaired. For credit-impaired financial assets the effective profit rate is applied to the net carrying amount of the financial assets (after deduction of the loss allowance).

(e) Cash and cash equivalents (Shariah-compliant)

Cash and cash equivalents (Shariah-compliant) consist of cash at bank and short term placements with licensed Islamic financial institutions which have insignificant risk of changes in fair value with original maturities of 3 months or less, and are used by the Fund in the management of its short term commitments.

Cash and cash equivalents (Shariah-compliant) are categorised and measured as amortised cost.

## BIMB DANA AL-FAKHIM

### NOTES TO THE FINANCIAL STATEMENTS FOR THE FINANCIAL YEAR ENDED 31 AUGUST 2024 (CONTINUED)

#### 2 SUMMARY OF SIGNIFICANT ACCOUNTING POLICIES (CONTINUED)

(f) Income tax

Income tax expense comprises current tax. Current tax is recognised in profit or loss except to the extent that it relates to items recognised directly in equity or other comprehensive income.

Current tax is the expected tax payable on the taxable income for the year, using tax rates enacted or substantively enacted at the statement of financial position date.

(g) Unit holders' capital

The unit holders' contribution to the Fund meets the definition of puttable instruments classified as financial liability under MFRS 132 "Financial Instruments: Presentation".

The Fund issues cancellable units, in two classes of units, known respectively as I-Class and R-class, which are cancelled at the unit holder's option and do not have identical features. Cancellable units can be put back to the Fund at any time for cash equal to a proportionate share of the Fund's NAV of respective classes. The outstanding units are carried at the redemption amount that is payable at the date of statement of financial position if the unit holder exercises the right to put the unit back to the Fund.

Units are created and cancelled at the unit holder's option at prices based on the Fund's NAV per unit of respective classes at the close of business on the relevant dealing day. The Fund's NAV per unit of respective classes is calculated by dividing the net assets attributable to unit holders of respective classes with the total number of outstanding units of respective classes. In accordance with the Securities Commission's ("SC") Guidelines on Unit Trust Fund in Malaysia, investment positions are valued based on the last traded market price for the purpose of determining the NAV per unit for creation and cancellations.

(h) Increase in net assets attributable to unit holders

Income not distributed is included in net assets attributable to unit holders.

(i) Functional and presentation currency

Items included in the financial statements of the Funds are measured using the currency of the primary economic environment in which the Fund operates (the "functional currency"). The financial statements are presented in Ringgit Malaysia ("RM"), which is the Funds functional and presentation currency.

(j) Finance cost

A distribution to the Fund's unit holders is accounted for as a finance cost in the statement of comprehensive income, when they are appropriately authorised and no longer at the discretion of the Fund. A proposed distribution is recognised as a liability in the year in which it is approved by the Trustee.

## BIMB DANA AL-FAKHIM

### NOTES TO THE FINANCIAL STATEMENTS FOR THE FINANCIAL YEAR ENDED 31 AUGUST 2024 (CONTINUED)

#### 2 SUMMARY OF SIGNIFICANT ACCOUNTING POLICIES (CONTINUED)

(k) Use of estimates and judgements

The preparation of financial statements in conformity with MFRS requires management to make judgements, estimates and assumptions that affect the application of accounting policies and the reported amounts of assets, liabilities, income and expenses. Actual results may differ from these estimates.

Estimates and underlying assumptions are reviewed on an ongoing basis. Revisions to accounting estimates are recognised in the year in which the estimate is revised and in any future years affected.

There are no significant areas of estimation uncertainty and critical judgements in applying accounting policies that have significant effect on the amounts recognised in the financial statements.

#### 3 FINANCIAL INSTRUMENTS AND FINANCIAL RISK MANAGEMENT

Financial instruments of the Fund are as follows:

	Financial asset at fair value through profit or loss	Financial asset at amortised cost	Total
	RM	RM	RM
<u>2024</u>			
Cash and cash equivalents (Shariah-compliant)	-	35,038,493	35,038,493
Islamic deposit with licensed Islamic financial institutions	97,769,424	-	97,769,424
Amount due from Manager	-	4,109	4,109
	<u>97,769,424</u>	<u>35,042,602</u>	<u>132,812,026</u>
<u>2023</u>			
Cash and cash equivalents (Shariah-compliant)	-	46,531,664	46,531,664
Islamic deposit with licensed Islamic financial institutions	12,199,729	-	12,199,729
Amount due from Manager	-	6,562	6,562
	<u>12,199,729</u>	<u>46,538,226</u>	<u>58,737,955</u>

All liabilities are financial liabilities which are carried at amortised cost.

## BIMB DANA AL-FAKHIM

### NOTES TO THE FINANCIAL STATEMENTS FOR THE FINANCIAL YEAR ENDED 31 AUGUST 2024 (CONTINUED)

#### 3 FINANCIAL INSTRUMENTS AND FINANCIAL RISK MANAGEMENT (CONTINUED)

The Fund seeks to provide regular stream of income by investing in short-term Sukuk, Islamic money market instruments and placement in short-term Islamic deposits.

The Fund is exposed to a variety of risks which include market risk (inclusive of price risk and profit rate risk), credit risk, liquidity risk, Shariah status reclassification risk and capital risk.

Financial risk management is carried out through internal control process adopted by the Manager and adherence to the investment restrictions as stipulated in the Deeds and the Guidelines.

(a) Market risk

(i) Profit rate risk

Profit rate risk is a general economic indicator that will have an impact on the management of the Fund.

It does not in any way suggest that this Fund will invest in conventional financial instruments. All investment carried out for the Fund including placements and Islamic deposits are in accordance with Shariah.

Fair value profit rate risk is the risk that the value of a financial instrument will fluctuate due to changes in market profit rates.

The Fund's exposure to the fair value profit rate risk arises from Islamic deposits with licensed Islamic financial institutions. The Manager overcomes the exposure by placing Islamic deposits with licensed financial institutions with fixed rates of profit and maturity.

Cash flow profit rate risk is the risk that the future cash flows of a financial instrument will fluctuate because of changes in market profit rates. The Fund is not exposed to cash flow profit rate risk as the Fund does not hold any financial instruments at variable profit rate.

The weighted average effective profit rate per annum is as follows:

	<u>2024</u>	<u>2023</u>
	%	%
All Islamic deposits with licensed Islamic financial institutions	<u>3.74</u>	<u>3.58</u>

## BIMB DANA AL-FAKHIM

### NOTES TO THE FINANCIAL STATEMENTS FOR THE FINANCIAL YEAR ENDED 31 AUGUST 2024 (CONTINUED)

#### 3 FINANCIAL INSTRUMENTS AND FINANCIAL RISK MANAGEMENT (CONTINUED)

##### (b) Credit risk

Credit risk refers to the possibility that the issuer of an instrument will not be able to make timely payments of profit or principal payment on the maturity date. This may lead to a default in the payment of principal and profit and ultimately a reduction in the value of the Fund.

In the case of the Fund, the Manager will endeavour to minimise this risk by selecting only licensed Islamic financial institutions having a minimum credit rating of P1 as rated by RAM or MARC-1 as rated by MARC or its equivalent rating by any other local/international recognised credit rating agencies and securities guaranteed by the Malaysian government, Bank Negara Malaysia or other government-related agencies.

For amount due from Manager, the settlement terms of the proceeds from the creation of units receivable from the Manager are governed by the Securities Commission's Guidelines on Unit Trust Funds in Malaysia.

The following table sets out the credit risk concentration of the Fund:

	Cash and Cash equivalents (Shariah-compliant) RM	Financial assets at fair value through profit or loss RM	Amount due from Manager RM	Total RM
<u>2024</u>				
Finance				
- AAA	15,753,427	29,985,133	-	45,738,560
- AA+	-	16,050,000	-	16,050,000
- AA3	4,360,458	23,747,185	-	28,107,643
- AA-	6,901,620	-	-	6,901,620
- AA+	6,901,620	-	-	6,901,620
- A2	8,022,988	12,758,918	-	20,781,906
- A-	-	15,228,188	-	15,228,188
Others (Not-rated)	-	-	4,109	4,109
	<u>35,038,493</u>	<u>97,769,424</u>	<u>4,109</u>	<u>132,812,026</u>
<u>2023</u>				
Finance				
- AAA	9,842,537	-	-	9,842,537
- AA+	8,605,747	-	-	8,605,747
- AA3	-	4,321,367	-	4,321,367
- AA-	2,526,437	-	-	2,526,437
- A+	10,358,362	-	-	10,358,362
- A1	15,198,581	-	-	15,198,581
- A-	-	7,878,362	-	7,878,362
Others (Not-rated)	-	-	6,562	6,562
	<u>46,531,664</u>	<u>12,199,729</u>	<u>6,562</u>	<u>58,737,955</u>

All the financial assets of the Fund as at end of the financial year are neither past due nor impaired.

## BIMB DANA AL-FAKHIM

### NOTES TO THE FINANCIAL STATEMENTS FOR THE FINANCIAL YEAR ENDED 31 AUGUST 2024 (CONTINUED)

#### 3 FINANCIAL INSTRUMENTS AND FINANCIAL RISK MANAGEMENT (CONTINUED)

##### (c) Liquidity risk

Liquidity risk is the risk that the Fund will not be able to meet its financial obligations as they fall due. The Fund's exposure to liquidity risk arises principally from its amount due to Manager, accrued management fee, amount due to Trustee, Shariah Adviser's fee payable and other payables which are due within one year.

The Fund maintains sufficient level of Islamic liquid assets, after consultation with the Trustee, to meet anticipated payments and cancellation of units by unit holders. Islamic liquid assets comprise cash at bank and other instruments, which are capable of being converted into cash within 7 days.

The table below summarises the Fund's financial liabilities into relevant maturity groupings based on the remaining period as at the statement of financial position date to the contractual maturity date. The amounts in the table are the contractual undiscounted cash flows.

	Less than 1 month RM	Between 1 month to 1 year RM	Total RM
<u>2024</u>			
Amount due to Manager	7,275	-	7,275
Accrued management fee	11,881	-	11,881
Amount due to Trustee	2,068	-	2,068
Shariah adviser's fee payable	-	2,333	2,333
Other payables and accruals	-	24,671	24,671
Contractual undiscounted cash flows	<u>21,224</u>	<u>27,004</u>	<u>48,228</u>
<u>2023</u>			
Accrued management fee	6,595	-	6,595
Amount due to Manager	2,602	-	2,602
Amount due to Trustee	3,500	-	3,500
Other payables and accruals	-	25,562	25,562
Contractual undiscounted cash flows	<u>12,697</u>	<u>25,562</u>	<u>38,259</u>

##### (d) Shariah status reclassification risk

This risk refers to the risk of a possibility that the currently held Islamic deposits or money market instruments invested by the Fund may be reclassified or declared as Shariah non-compliant by the relevant authority or the Shariah Adviser. If this occurs, the Manager will take the necessary steps to dispose of or withdraw such investments. There may be opportunity loss to the Fund due to the Fund not being allowed to retain the excess capital gains derived from the disposal of the said investments.



## BIMB DANA AL-FAKHIM

### NOTES TO THE FINANCIAL STATEMENTS FOR THE FINANCIAL YEAR ENDED 31 AUGUST 2024 (CONTINUED)

#### 3 FINANCIAL INSTRUMENTS AND FINANCIAL RISK MANAGEMENT (CONTINUED)

##### (e) Capital risk management

The Fund's capital is represented by the unit holders' capital in the statement of financial position. The Manager of the Fund monitors the adequacy of capital on an ongoing basis. There is no external capital requirement imposed on the Fund.

##### (f) Fair value estimation

Fair value is defined as the price that would be received to sell an asset or paid to transfer a liability in an orderly transaction between market participants at the measurement date (i.e. an exit price).

The fair value of financial assets traded in active markets (such as trading Shariah-compliant securities) are based on quoted market prices at the close of trading on the financial year end date. The Fund utilises the last traded market price for financial assets where the last traded price falls within the bid-ask spread. In circumstances where the last traded price is not within the bid-ask spread, the Manager will determine the point within the bid-ask spread that is most representative of the fair value.

An active market is a market in which transactions for the asset or liability take place with sufficient frequency and volume to provide pricing information on an ongoing basis.

The fair value of financial assets that are not traded in an active market is determined by using valuation techniques.

##### (i) Fair value hierarchy

The table below analyses financial instruments carried at fair value. The different levels have been defined as follows:

- Quoted prices (unadjusted) in active market for identical assets or liabilities (Level 1)
- Inputs other than quoted prices included within Level 1 that are observable for the asset or liability, either directly (that is, as prices) or indirectly (that is, derived from prices) (Level 2)
- Inputs for the asset and liability that are not based on observable market data (that is, unobservable inputs) (Level 3)

The level in the fair value hierarchy within which the fair value measurement is categorised in its entirety is determined on the basis of the lowest level input that is significant to the fair value measurement in its entirety. For this purpose, the significance of an input is assessed against the fair value measurement in its entirety.

If a fair value measurement uses observable inputs that require significant adjustment based on unobservable inputs, that measurement is a Level 3 measurement.

Assessing the significance of a particular input to the fair value measurement in its entirety requires judgement, considering factors specific to the asset or liability.

BIMB DANA AL-FAKHIM

NOTES TO THE FINANCIAL STATEMENTS  
FOR THE FINANCIAL YEAR ENDED 31 AUGUST 2024 (CONTINUED)

3 FINANCIAL INSTRUMENTS AND FINANCIAL RISK MANAGEMENT (CONTINUED)

(f) Fair value estimation (continued)

(i) Fair value hierarchy (continued)

The determination of what constitutes 'observable' requires significant judgement by the Fund. The Fund considers observable data to be that market data that is readily available, regularly distributed or updated, reliable and verifiable, not proprietary, and provided by independent sources that are actively involved in the relevant market.

	<u>Level 1</u> RM	<u>Level 2</u> RM	<u>Level 3</u> RM	<u>Total</u> RM
<u>2024</u>				
Financial assets at fair value through profit or loss:				
- Islamic deposits with licensed Islamic financial institutions	-	97,769,424	-	97,769,424
	<u>-</u>	<u>97,769,424</u>	<u>-</u>	<u>97,769,424</u>
<u>2023</u>				
Financial assets at fair value through profit or loss:				
- Islamic deposits with licensed Islamic financial institutions	-	12,199,729	-	12,199,729
	<u>-</u>	<u>12,199,729</u>	<u>-</u>	<u>12,199,729</u>

Financial instruments that trade in markets that are considered to be active but are valued based on quoted market prices, dealer quotations or alternative pricing sources supported by observable inputs are classified within Level 2. As Level 2 instruments include positions that are not traded in active markets and/or are subject to transfer restrictions, valuations may be adjusted to reflect illiquidity and/or non-transferability, which are generally based on available market information. The Fund's policies on valuation of these financial assets are stated in Note 2(b).

- (ii) The carrying values of cash and cash equivalents (Shariah-compliant), amount due from Manager and all current liabilities are a reasonable approximation of their fair values due to their short-term nature.

## BIMB DANA AL-FAKHIM

### NOTES TO THE FINANCIAL STATEMENTS FOR THE FINANCIAL YEAR ENDED 31 AUGUST 2024 (CONTINUED)

#### 4 MANAGEMENT FEE

The manager's fee payable to the Manager of the Fund is based on 0.10% for I-Class and 0.50% for R-Class (2023: 0.10% for I-Class and 0.50% for R-Class) per annum for each class of the net asset value of the Fund calculated on a daily basis.

There will be no further liability to the Manager in respect of management fee other than amounts recognised above.

#### 5 TRUSTEE'S FEE

The trustee's fee payable to the Trustee of the Fund is based on 0.02% (2023: 0.02%) per annum for each class of the net asset value of the Fund, subject to a minimum of RM18,000 (2023: RM18,000) per annum, calculated on a daily basis.

#### 6 TAXATION

	<u>2024</u> RM	<u>2023</u> RM
Taxation		
- Current taxation	-	-

A numerical reconciliation between the profit before taxation multiplied by the Malaysian statutory income tax rate and tax expense of the Fund is as follows:

	<u>2024</u> RM	<u>2023</u> RM
Profit before taxation	2,241,549	153,113
Taxation at Malaysian statutory rate of 24% (2022: 24%)	537,972	36,747
Tax effects of:		
- Investment income not subject to tax	(655,250)	(624,959)
- Expenses not deductible for tax purposes	91,981	558,249
- Restrictions on the tax deductible expenses for unit trust funds	25,297	29,963
	-	-

## BIMB DANA AL-FAKHIM

### NOTES TO THE FINANCIAL STATEMENTS FOR THE FINANCIAL YEAR ENDED 31 AUGUST 2024 (CONTINUED)

#### 7 FINANCIAL ASSETS AT FAIR VALUE THROUGH PROFIT OR LOSS (SHARIAH-COMPLIANT)

	<u>2024</u> RM	<u>2023</u> RM
Islamic deposits with licensed Islamic financial institutions*:		
Commodity Murabahah*	74,022,238	7,878,362
Wafiyah Investment Account**	<u>23,747,186</u>	<u>4,321,367</u>
	<u>97,769,424</u>	<u>12,199,729</u>

\* Included within the Islamic deposits with licensed Islamic financial institutions is profit receivable amounting to RM787,703 (2023: RM43,135).

\*\* Wafiyah Investment Account is placed with Bank Islam Malaysia Berhad, the holding company of the Manager.

The weighted average effective profit rate per annum is as follows:

	<u>2024</u> %	<u>2023</u> %
Islamic deposits with licensed Islamic financial institutions	<u>3.76</u>	<u>3.78</u>

Islamic deposits with licensed Islamic financial institutions of the Fund have an average maturity of 92 days (2023: 91 days).

#### 8 CASH AND CASH EQUIVALENTS (SHARIAH-COMPLIANT)

	<u>2024</u> RM	<u>2023</u> RM
Islamic deposits with licensed Islamic financial institutions:		
Commodity Murabahah	30,518,579	46,430,654
Wafiyah Investment Account*	<u>4,360,458</u>	<u>-</u>
	34,879,037	46,430,654
Cash at bank	<u>159,456</u>	<u>101,010</u>
	<u>35,038,493</u>	<u>46,531,664</u>

The weighted average effective profit rate per annum is as follows:

	<u>2024</u> %	<u>2023</u> %
Islamic deposits with licensed Islamic financial institutions	<u>3.67</u>	<u>3.53</u>

Islamic deposits with licensed Islamic financial institutions of the Fund have an average maturity of 42 days (2023: 15 days).

\* Wafiyah Investment Account is placed with Bank Islam Malaysia Berhad, the holding company of the Manager.

BIMB DANA AL-FAKHIM

NOTES TO THE FINANCIAL STATEMENTS  
FOR THE FINANCIAL YEAR ENDED 31 AUGUST 2024 (CONTINUED)

9 UNIT HOLDERS' CAPITAL

	<u>2024</u>	<u>2023</u>
	No. of units	No. of units
I-Class	240,617,976	103,618,227
R-Class	<u>8,530,546</u>	<u>9,801,009</u>
	<u>249,148,522</u>	<u>113,419,236</u>
(a) I-Class		
At beginning of the financial year	103,618,227	264,561,545
Creation of units arising from applications	310,146,208	106,552,074
Creation of units arising from distribution	474,372	3,128,785
Cancellation of units	<u>(173,620,831)</u>	<u>(270,624,177)</u>
At the end of the financial year	<u>240,617,976</u>	<u>103,618,227</u>
(b) R-Class		
At beginning of the financial year	9,801,009	12,758,308
Creation of units arising from applications	4,189,199	2,140,280
Creation of units arising from distribution	52,461	341,095
Cancellation of units	<u>(5,512,123)</u>	<u>(5,438,674)</u>
At the end of the financial year	<u>8,530,546</u>	<u>9,801,009</u>

10 FINANCE COST

	<u>2024</u>	<u>2023</u>
	RM	RM
Distribution to unit holders is from the following sources:		
Profit income from Islamic deposits with licensed Islamic financial institutions at amortised cost	472,122	1,996,513
Prior financial years' realised income	<u>-</u>	<u>423,411</u>
	472,122	2,419,924
Less:		
Expenses	<u>(117,370)</u>	<u>(117,332)</u>
Net distribution amount	<u>354,752</u>	<u>2,302,592</u>

BIMB DANA AL-FAKHIM

NOTES TO THE FINANCIAL STATEMENTS  
FOR THE FINANCIAL YEAR ENDED 31 AUGUST 2024 (CONTINUED)

10 FINANCE COST (CONTINUED)

<u>DISTRIBUTION PER UNIT (SEN)</u>	2024		2023	
	Gross Sen per unit	Net Sen per unit	Gross Sen per unit	Net Sen per unit
27 September 2023 / 27 September 2022				
- I Class	0.07	0.053	0.09	0.07
- R Class	0.07	0.07	0.09	0.09
27 October 2023 / 27 October 2022				
- I Class	0.05	0.038	0.09	0.07
- R Class	0.05	0.05	0.09	0.09
27 November 2023 / 25 November 2022				
- I Class	0.04	0.03	0.20	0.15
- R Class	0.04	0.04	0.20	0.20
27 December 2023 / 27 December 2022				
- I Class	0.04	0.03	0.13	0.10
- R Class	0.04	0.04	0.13	0.13
26 January 2024 / 27 January 2023				
- I Class	0.012	0.009	0.15	0.11
- R Class	0.012	0.012	0.15	0.15
27 February 2024 / 27 February 2023				
- I Class	0.015	0.011	0.14	0.11
- R Class	0.015	0.015	0.14	0.14
27 March 2024 / 27 March 2023				
- I Class	0.014	0.011	0.14	0.11
- R Class	0.014	0.014	0.14	0.14
29 April 2024 / 27 April 2023				
- I Class	0.009	0.007	0.14	0.11
- R Class	0.009	0.009	0.14	0.14
29 May 2024 / 26 May 2023				
- I Class	0.013	0.010	0.14	0.11
- R Class	0.013	0.013	0.14	0.14
26 June 2024 / 26 June 2023				
- I Class	0.013	0.010	0.14	0.11
- R Class	0.013	0.013	0.14	0.14
29 July 2024 / 27 July 2023				
- I Class	0.015	0.011	0.15	0.11
- R Class	0.015	0.015	0.15	0.15
28 August 2024 / 25 August 2023				
- I Class	0.014	0.011	0.06	0.045
- R Class	0.014	0.014	0.06	0.06

## BIMB DANA AL-FAKHIM

### NOTES TO THE FINANCIAL STATEMENTS FOR THE FINANCIAL YEAR ENDED 31 AUGUST 2024 (CONTINUED)

#### 10 FINANCE COST (CONTINUED)

Gross distribution is derived using total income less total expenses. Net distribution above is sourced from current and prior financial years' realised gain.

Gross distribution per unit is derived from gross realised income less expenses, divided by the number of units in circulation. Net distribution per unit is derived from gross realised income less expenses and taxation, divided by the number of units in circulation.

Distributions are automatically reinvested into the Fund (by issuing additional units) based on the NAV per unit on the distribution date, unless the unit holders specifically request for cash distribution.

#### 11 TOTAL EXPENSE RATIO ("TER")

	<u>2024</u> %	<u>2023</u> %
TER	<u>0.18</u>	<u>0.18</u>

TER is derived from the following calculation:

$$\text{TER} = \frac{(A + B + C + D + E + F) \times 100}{G}$$

A	=	Management fee
B	=	Trustee's and custodian fees
C	=	Audit fee
D	=	Tax agent's fee
E	=	Shariah Adviser's fee
F	=	Other expenses including Sales and Services Tax ("SST") on transaction costs
G	=	Average NAV of the Fund calculated on a daily basis

The average NAV of the Fund for the financial year calculated on a daily basis is RM75,115,494 (2023: RM82,022,968).

## BIMB DANA AL-FAKHIM

### NOTES TO THE FINANCIAL STATEMENTS FOR THE FINANCIAL YEAR ENDED 31 AUGUST 2024 (CONTINUED)

#### 12 PORTFOLIO TURNOVER RATIO (“PTR”)

	<u>2024</u>	<u>2023</u>
PTR (times)	<u>8.49</u>	<u>14.24</u>

PTR is derived from the following calculation:

$$\frac{(\text{Total acquisition for the financial year} + \text{total disposal for the financial year}) \div 2}{\text{Average NAV of the Fund for the financial year calculated on a daily basis}}$$

where:

total acquisition for the financial year = RM673,438,939 (2023: RM1,124,015,647)

total disposal for the financial year = RM602,769,348 (2023: RM1,211,242,373)

#### 13 UNITS HELD BY THE MANAGER AND PARTIES RELATED TO THE MANAGER, AND SIGNIFICANT RELATED PARTY TRANSACTIONS AND BALANCES

The related parties and their relationship with the Fund are as follows:

<u>Related parties</u>	<u>Relationship</u>
BIMB Investment Management Berhad	The Manager
Bank Islam Malaysia Berhad	Immediate holding company of the Manager
Directors of BIMB Investment Management Berhad	Directors of the Manager
Subsidiaries and associates of Bank Islam as disclosed in its financial statements	Subsidiaries and associate companies of the immediate holding company of the Manager
SCBMB Trustee Berhad	Trustee of the Fund

The number and value of units held legally or beneficially by parties related to the Manager are as follows:

	<u>As at 31 August 2024</u>		<u>As at 31 August 2023</u>	
	Units	RM	Units	RM
<u>Immediate holding company of the Manager</u>				
Bank Islam Malaysia Berhad				
- I-Class	<u>56,488,989</u>	<u>30,108,631</u>	<u>-</u>	<u>-</u>



## BIMB DANA AL-FAKHIM

### NOTES TO THE FINANCIAL STATEMENTS FOR THE FINANCIAL YEAR ENDED 31 AUGUST 2024 (CONTINUED)

#### 13 UNITS HELD BY THE MANAGER AND PARTIES RELATED TO THE MANAGER, AND SIGNIFICANT RELATED PARTY TRANSACTIONS AND BALANCES (CONTINUED)

The number and value of units held legally or beneficially by parties related to the Manager are as follows: (continued)

	<u>As at 31 August 2024</u>		<u>As at 31 August 2023</u>	
	Units	RM	Units	RM
<u>Subsidiary of the ultimate holding company of the Manager</u>				
BIMB Securities Sdn Bhd				
- I-Class	<u>18,867,643</u>	<u>10,056,454</u>	<u>28,182,040</u>	<u>14,589,842</u>
Syarikat Al-Ijarah Sdn. Bhd.				
- I-Class	<u>-</u>	<u>-</u>	<u>23,634,247</u>	<u>12,235,450</u>

The Manager did not hold any unit in the Fund as at 31 August 2024 and 31 August 2023.

In addition to related party disclosures mentioned elsewhere in the financial statements, set out below are other significant related party transactions. The Manager is of the opinion that all transactions with the related companies have been entered into the normal course of business at agreed terms between the related parties.

Transactions with related parties are as follows:

	<u>Transactions during the financial year</u>		<u>Balance as at</u>	
	<u>2024</u>	<u>2023</u>	<u>2024</u>	<u>2023</u>
	RM	RM	RM	RM
<u>The Manager</u>				
BIMB Investment Management Berhad				
- Amount due from Manager	-	-	4,109	6,562
- Amount due to Manager	-	-	(7,275)	-
- Management fee	<u>(93,645)</u>	<u>(105,557)</u>	<u>(11,881)</u>	<u>(6,595)</u>
<u>Immediate holding company of the Manager</u>				
Bank Islam Malaysia Berhad				
- Profit income from Islamic deposits	247,750	268,069	249,811	1,367
- Outstanding Islamic deposits	<u>14,669,845</u>	<u>110,947,448</u>	<u>27,857,833</u>	<u>4,320,000</u>
<u>Related company of the Manager</u>				
BIMB Securities Sdn. Bhd				
- Shariah Adviser's fee	<u>(3,792)</u>	<u>(3,500)</u>	<u>(2,333)</u>	<u>(3,500)</u>
<u>The Trustee</u>				
SCBMB Trustee Berhad				
- Trustee fee	<u>(20,016)</u>	<u>(18,079)</u>	<u>(2,068)</u>	<u>(2,602)</u>

## BIMB DANA AL-FAKHIM

### NOTES TO THE FINANCIAL STATEMENTS FOR THE FINANCIAL YEAR ENDED 31 AUGUST 2024 (CONTINUED)

#### 14 SHARIAH INFORMATION OF THE FUND

The Shariah adviser confirmed that the investment portfolio of the Fund is Shariah-compliant, which comprises:

- a) Cash placements and liquid assets in local market, which are placed in Shariah-compliant investment and/or instruments.

#### 15 TRANSACTIONS WITH FINANCIAL INSTITUTIONS

Details of transactions with financial institutions are as follows:

	<u>Value of trade</u>	<u>Percentage of</u>
	RM	<u>total trade</u>
		%
<u>2024</u>		
MBSB Bank Berhad	140,056,496	19.06
MIDF Amanah Investment Bank Bhd - SPI	127,631,653	17.37
KAF Investment Bank Berhad	91,542,508	12.46
Hong Leong Islamic Bank Berhad	66,075,048	8.99
Kuwait Finance House (Malaysia) Berhad	61,838,826	8.42
CIMB Islamic Bank Berhad	61,055,219	8.31
Alliance Islamic Bank Berhad	57,017,502	7.76
Bank Islam Malaysia Berhad*	43,028,112	5.86
Public Islamic Bank Berhad	38,892,729	5.29
Al-Rajhi Banking & Investment Corporation (M) Berhad	28,671,436	3.90
Other	19,003,490	2.59
	<u>734,813,020</u>	<u>100.00</u>
	<u>Value of trade</u>	<u>Percentage of</u>
	RM	<u>total trade</u>
		%
<u>2023</u>		
MBSB Bank Berhad	236,536,690	18.63
MIDF Amanah Investment Bank Bhd - SPI	198,084,729	15.60
Alliance Islamic Bank Berhad	186,666,726	14.70
CIMB Islamic Bank Berhad	144,402,240	11.37
Kuwait Finance House (Malaysia) Berhad	138,042,087	10.87
Al-Rajhi Banking & Investment Corporation (M) Berhad	121,782,105	9.59
Bank Islam Malaysia Berhad*	115,536,884	9.10
RHB Islamic Bank Berhad	77,008,461	6.06
KAF Investment Bank Berhad	28,371,746	2.23
Hong Leong Islamic Bank Berhad	15,052,569	1.19
Other	8,501,025	0.67
	<u>1,269,985,262</u>	<u>100.00</u>

\*Transactions with the related party have been entered into in the normal course of business at agreed terms between the related parties.

BIMB DANA AL-FAKHIM

NOTES TO THE FINANCIAL STATEMENTS  
FOR THE FINANCIAL YEAR ENDED 31 AUGUST 2024 (CONTINUED)

16 SUBSEQUENT EVENT

The Manager proposed for the distribution of 0.015 sen per unit (gross) in respect of the month of September 2024, which has been approved by the Trustee.

17 APPROVAL OF FINANCIAL STATEMENTS

The financial statements have been approved by the Manager on 25 October 2024.

## 7.0 CORPORATE DIRECTORY

<b>Manager</b>	<p><b>BIMB Investment Management Berhad</b> [199301021508 (276246-X)]</p> <p><b>Registered Office</b> Level 32, Menara Bank Islam, No. 22, Jalan Perak 50450, Kuala Lumpur</p> <p><b>Business Office</b> Level 19, Menara Bank Islam, No. 22, Jalan Perak 50450, Kuala Lumpur</p>
<b>Board of Directors</b>	<p>Datin Maznah Mahbob (Chairman and Non-Executive Independent Director) Dato' Seri Dr. Mohamad Zabidi Ahmad (Non-Executive Independent Director) Mashitah Haji Osman (Non-Executive Independent Director) Azdini Nor Azman (Non-Executive Non-Independent Director)</p>
<b>Shariah Adviser</b>	<p><b>BIMB SECURITIES SDN BHD</b> [Registration No. 199401004484 (290163-X)]</p> <p><b>Registered Office</b> Level 32, Menara Bank Islam, No. 22, Jalan Perak 50450, Kuala Lumpur</p> <p><b>Business Office</b> Level 34, Menara Bank Islam, No. 22, Jalan Perak 50450, Kuala Lumpur</p>
<b>Investment Committee</b>	<p>Khairul Muzamel Perera Abdullah (Chairman – Independent Member) Mohd Radzuan Ahmad Tajuddin (Independent Member) Dato' Seri Dr. Mohamad Zabidi Ahmad (Independent Member)</p>
<b>Board Audit &amp; Risk Committee</b>	<p>Dato' Seri Dr. Mohamad Zabidi Ahmad (Chairman Non-Executive Independent Director) Mashitah Haji Osman (Non-Executive Independent Director) Azdini Nor Azman (Non-Executive Non-Independent Director)</p>
<b>Company Secretary</b>	<p>Maria binti Mat Said (LS 009400) Level 32, Menara Bank Islam, No. 22, Jalan Perak 50450, Kuala Lumpur</p>
<b>Key Management</b>	<p>Nor Zuraini Mohd Saad (Acting Chief Executive Officer &amp; Acting Licensed Director) Bakri Jamaluddin (Chief Operating Officer) Salmi Ahmad (Head of Product Development &amp; Management) Nazifah Mohd Arshad (Head of Equity, Investment) Mohd Shahir Seberi (Head of Fixed Income, Investment) Muhammad Izzat Ab Hadi (Head of Finance) Noorsazreen Nordin (Head of Compliance) Meghan Ow Lai Wan (Head of Risk Management) Ahmad Razli Sabri (Head of Procurement &amp; Quality Assurance)</p>
<b>Principal Banker</b>	<p><b>Bank Islam Malaysia Berhad</b> Ground Floor, Menara Bank Islam No. 22, Jalan Perak 50450 Kuala Lumpur</p>

<b>Trustee</b>	<b>SCBMB Trustee Berhad [201201021301 (1005793T)]</b> Level 25, Plaza Equatorial Jalan Sultan Ismail 50250 Kuala Lumpur
<b>Auditor</b>	<b>PricewaterhouseCoopers PLT (LLP0014401-LCA &amp; AF 1146)</b> Level 10, 1 Sentral Jalan Rakyat, Kuala Lumpur Sentral 50706 Kuala Lumpur
<b>Federation of Investment Managers Malaysia (FIMM)</b>	19-06-1, 6th Floor, Wisma Tune No.19, Lorong Dungun Damansara Heights 50490 Kuala Lumpur
<b>Distributors</b>	Bank Islam Malaysia Berhad IFast Capital Sdn Bhd Phillip Mutual Berhad Areca Capital Sdn Bhd Amanahraya Investment Sdn Bhd BEST Invest Registered Unit Trust Consultant with the Manager
<b>Toll Free Number: 1-800-88-1196</b>	
<b><a href="http://www.bimbinvestment.com.my">www.bimbinvestment.com.my</a></b>	