

INVESTMENT OBJECTIVE

The Fund seeks to achieve long-term capital appreciation.

Note: Any material changes to the Fund's investment objective would require Unit Holders' approval.

FUND INFORMATION

Fund Type	Income & Growth
Risk Profile	Moderate to High
Financial Year End	31 March
Benchmark	FTSE Shariah All-World Index
<i>Note: The performance benchmark of the Fund changed from MSCI AC World Index NR to FTSE Shariah All-World Index effective 30 September 2023. The benchmark is only used as a reference for the purpose of investment performance comparison. The Fund is not managed against the benchmark.</i>	
Launch Date	05 November 2015
Current Fund Size	NAV(RM) 207,280,779.94 Units 428,317,571.79
Target Fund	Arabesque Q3.17 SICAV – Global ESG Momentum Flexible Allocation

FEES & CHARGES

Sales Charge	Up to 5.00% of the NAV per unit of the Fund
Annual Management Fee	Up to 1.80% per annum of the NAV of the Fund
Annual Trustee Fee	Up to 0.06% per annum of the NAV of the Fund subject to a minimum fee of RM 15,000

TRANSACTION & DISTRIBUTION

Minimum Initial Investment	RM 500.00
Minimum Additional Investment	RM 100.00
Distribution Policy	Subject to availability of income, the Manager will declare annual income distributions. Income distribution will be based on net realised income for the period. <i>The Fund will be measured against an average income distribution yield of 6% per annum over a 5-year period. This is not a guaranteed return and it is only a measurement of the Fund's income distributions. The Fund may or may not achieve 6% income distribution yield in any particular financial year.</i>

ASSET ALLOCATION

Cash and Cash Equivalents
6.63%



Islamic CIS
93.37%

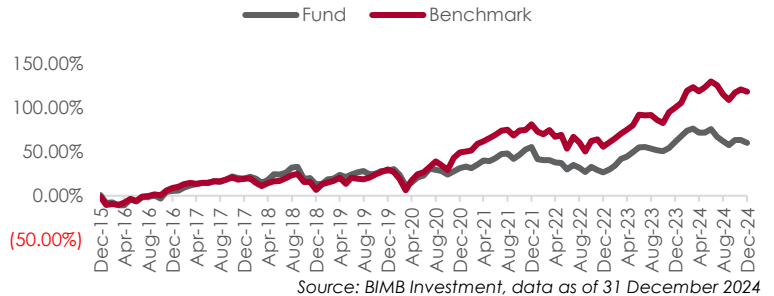
LIPPERLEADER Fund Ratings*

Highest (5) (4) (3) (2) (1) Lowest

3 Total Return 3 Consistent Return 4 Preservation

*Source : Lipper IM as of 31 December 2024

FUND PERFORMANCE



Source: BIMB Investment, data as of 31 December 2024

CUMULATIVE PERFORMANCE (%)

	YTD	1M	3M	6M	9M	1Y	3Y	5Y	SI*
Fund	(0.64)	(1.87)	1.72	(8.72)	(9.09)	(0.64)	3.07	24.71	60.04
Benchmark	6.00	(1.05)	4.55	(4.99)	(2.29)	6.00	16.97	63.34	117.99

*Since Inception

HISTORICAL PERFORMANCE (%)**

	2020	2021	2022	2023	2024
Fund	2.32	18.25	(18.45)	27.21	(0.64)
Benchmark	14.98	21.45	(14.03)	28.35	6.00

**Figures are based on calendar year.

INCOME DISTRIBUTIONS^

	2019	2020	2021	2022	2023	2024
Net Distribution (Sen/Unit)	2.08	3.15	3.40	3.10	-	2.90
Net Distribution Yield (%)	4.19	6.36	7.89	6.34	-	6.02

^Figures are based on fund's financial year end.

Note: Performance figures are based on NAV per unit and the Fund's total return has been verified by Novagni Analytics and Advisory Sdn. Bhd.

TOP 10 HOLDINGS (TARGET FUND)

NAME OF SECURITIES	SECTOR	COUNTRY	WEIGHT (%)
Williams-Sonoma, Inc.	Retail Trade	United States	1.19
Deckers Outdoor Corporation	Consumer Non-Durables	United States	1.19
Lululemon Athletica Inc.	Retail Trade	Canada	1.16
Advantest Corp.	Electronic Technology	Japan	1.16
Fortinet, Inc.	Technology Services	United States	1.12
Home Depot, Inc.	Retail Trade	United States	1.12
Intuitive Surgical, Inc.	Health Technology	United States	1.11
ServiceNow, Inc.	Technology Services	United States	1.11
TJX Companies Inc	Retail Trade	United States	1.09
Salesforce, Inc.	Technology Services	United States	1.07

SECTOR ALLOCATION (TARGET FUND)

NAME OF SECTOR	%	NAME OF COUNTRY	%
Health Technology	16.21	United States	63.80
Electronic Technology	16.00	Japan	9.69
Consumer Non-Durables	14.92	Switzerland	7.72
Producer Manufacturing	14.38	United Kingdom	3.92
Technology Services	11.05	Ireland	3.02
Retail Trade	9.62	Sweden	2.09
Process Industries	5.37	France	1.81
Consumer Durables	3.92	Netherlands	1.79
Transportation	3.19	Australia	1.14
Consumer Services	2.29	Denmark	0.99
Commercial Services	1.09	Germany	0.95
Distribution Services	0.86	Canada	0.85
Cash and Cash Equivalents	1.10	Korea, Republic of	0.71
		China	0.42
		Cash and Cash Equivalents	1.10

FUND MANAGER'S REVIEW, OUTLOOK AND STRATEGY

As of end-December 2024, the BIMB-ARABESQUE *i* Global Dividend Fund 1 ("BiGDF1") has allocated 93.37% of its assets into Arabesque Q3.17 SICAV - Global ESG Momentum Flexible Allocation ("Target Fund"), with the remaining portion held in cash and cash equivalents (Shariah-compliant). During the month, the BiGDF1 RM class recorded a return of -1.87% against its benchmark, the FTSE Shariah All-World Index of -1.05% (in RM term), translating to an underperformance of 0.82%.

ABOUT THE TARGET FUND

Arabesque Q3.17 SICAV - Global ESG Momentum Flexible Allocation is a Shariah-compliant, globally diversified multi-asset strategy that integrates material sustainability criteria and bottom-up, AI-driven stock analyses within a rules-based investment process. In strict compliance with the AAOIFI Shariah standard, the strategy ensures the Shariah-compliance of the underlying funds.

The strategy's global investable universe consists of approximately 1,500 highly liquid and sustainable companies and excludes companies that generate profit from non-permissible business activities outlined in the AAOIFI Shariah standard.

The transparent stock selection process equally allocates into circa 100 companies with the strongest prospects for future success, while a dynamic cash allocation allows for increased stability and a systematic market participation. The investment objective is long-term capital appreciation through risk-controlled exposure to global equity markets.

Note:

Based on the Fund's portfolio returns as at **10 January 2025**, the Volatility Factor (VF) for this Fund is **11.9** and is classified as "**Moderate**". The VF means there is a possibility for the Fund in generating an upside return or downside return around this VF. The Volatility Class (VC) is assigned by Lipper based on quintile ranks of VF for qualified Funds. VF is subject to monthly revision and VC will be revised every six months. The Fund's portfolio may have changed since this date and there is no guarantee that the Fund will continue to have the same VF or VC in the future. Presently, only Funds launched in the market for at least 36 months will display the VF and its VC.

Lipper Ratings for Total Return reflect fund historic total return performance relative to peers. Lipper Ratings for Consistent Return reflect fund historical risk-adjusted returns relative to peers. Lipper Ratings for Preservation are relative, rather than absolute.

IMPORTANT INFORMATION:

- Investors are advised to read and understand the contents of the Replacement Prospectus of BIMB-ARABESQUE *i* Global Dividend Fund 1 (Fund) dated 30 September 2023, and the Fund's Product Highlight Sheet (PHS) before investing, which have been registered with the Securities Commission Malaysia (SC) who takes no responsibility for its contents. A copy of the Prospectus and PHS can be obtained from the Head Office of BIMB Investment Management Berhad or at www.bimbinvestment.com.my. PHS is available and that investors have the right to request for PHS. The PHS and any other product disclosure document should be read and understood before making any investment decision. The SC's approval or authorization, or the registration of the Prospectus should not be taken to indicate that the SC has recommended the Fund.
- There are fees and charges involved and investors are advised to compare and consider the fees, charges and costs involved before investing in the Fund. Investments in the Fund are exposed to risk, please refer to the Prospectus or its supplemental (if any), and PHS for detailed information. Investors are advised to consider the risks in the Fund and should make their own risk assessment and seek professional advice, where necessary, prior to investing. Investors should also note that the price of units and distribution payables, if any, may fluctuate, and past performance of the Fund should not be taken as indicative of its future performance.
- Investors are also advised that, where a unit split/distribution is declared, the NAV per unit will be reduced from pre-unit split NAV/cum-distribution NAV to post-unit split NAV/ex-distribution NAV. Where a unit split is declared, the value of their investment in Malaysian Ringgit will remain unchanged after the distribution of the additional units.
- Any issue of units to which the Prospectus or its supplemental, and PHS relates will only be made upon receipt of the completed application form referred to in and accompanying the Prospectus or its supplemental (if any), and PHS, subject to the terms and conditions therein.
- This Fund Fact Sheet is prepared for information purposes only. It does not have regard to the specific investment objectives, or the financial situation needs of any specific person who may receive it. Neither the information nor any opinions expressed constitute an offer, or an invitation to make an offer to buy or sell any securities or unit trust. The information contained herein has been obtained from sources believed in good faith to be reliable, however, no guarantee is given in its accuracy or completeness. All opinions in respect of market review, Fund review and outlook constitute the Manager's judgments as of the date of the issuance of this fact sheet and are subject to change without notice. Past performance is not necessarily a guide for future performance and income distributions are not guaranteed. Returns may vary from year to year. The ranking provided should not be solely relied upon and investors should also note that the ranking is likely to change. This Fund Fact Sheet has not been reviewed by the SC.

INVESTMENT OBJECTIVE

The Fund seeks to achieve long-term capital appreciation.

Note: Any material changes to the Fund's investment objective would require Unit Holders' approval.

LIPPERLEADER Fund Ratings*

Highest (5) (4) (3) (2) (1) Lowest

3 Total Return 3 Consistent Return 4 Preservation

*Source : Lipper IM as of 31 December 2024

FUND INFORMATION

Fund Type	Income & Growth
Risk Profile	Moderate to High
Financial Year End	31 March
Benchmark	FTSE Shariah All-World Index
Note: The performance benchmark of the Fund changed from MSCI AC World Index NR to FTSE Shariah All-World Index effective 30 September 2023. The benchmark is only used as a reference for the purpose of investment performance comparison. The Fund is not managed against the benchmark.	
Launch Date	05 November 2015
Current Fund Size	NAV(USD) 900,251.77 Units 1,935,133.36
Target Fund	Arabesque Q3.17 SICAV – Global ESG Momentum Flexible Allocation

FEES & CHARGES

Sales Charge	Up to 5.00% of the NAV per unit of the Fund
Annual Management Fee	Up to 1.80% per annum of the NAV of the Fund
Annual Trustee Fee	Up to 0.06% per annum of the NAV of the Fund subject to a minimum fee of RM 15,000 (excluding foreign custodian fees and charges)

TRANSACTION & DISTRIBUTION

Minimum Initial Investment	USD 500.00
Minimum Additional Investment	USD 100.00
Distribution Policy	Subject to availability of income, the Manager will declare annual income distributions. Income distribution will be based on net realised income for the period. The Fund will be measured against an average income distribution yield of 6% per annum over a 5-year period. This is not a guaranteed return and it is only a measurement of the Fund's income distributions. The Fund may or may not achieve 6% income distribution yield in any particular financial year.

CURRENCY EXCHANGE RATE

USD 1 = MYR 4.4695

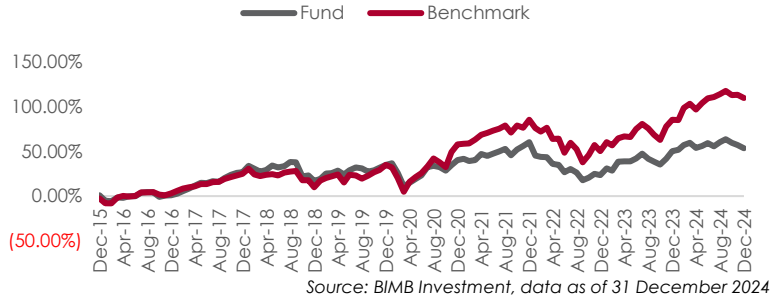
ASSET ALLOCATION

Cash and Cash Equivalents
6.63%



Islamic CIS
93.37%

FUND PERFORMANCE



Source: BIMB Investment, data as of 31 December 2024

CUMULATIVE PERFORMANCE (%)

	YTD	1M	3M	6M	9M	1Y	3Y	5Y	SI*
Fund	2.05	(2.41)	(6.21)	(3.67)	(3.94)	2.05	(4.27)	13.76	53.24
Benchmark	8.78	(1.62)	(3.61)	0.19	3.21	8.78	8.72	49.37	109.35

*Since Inception

HISTORICAL PERFORMANCE (%)**

	2020	2021	2022	2023	2024
Fund	4.16	14.08	(22.83)	21.56	2.05
Benchmark	16.98	17.44	(18.85)	23.17	8.78

**Figures are based on calendar year.

INCOME DISTRIBUTIONS^

	2019	2020	2021	2022	2023	2024
Net Distribution (Sen/Unit)	2.23	3.15	3.40	3.20	-	2.90
Net Distribution Yield (%)	4.01	6.00	7.88	6.25	-	6.12

^Figures are based on fund's financial year end.

Note: Performance figures are based on NAV per unit and the Fund's total return has been verified by Novagni Analytics and Advisory Sdn. Bhd.

TOP 10 HOLDINGS (TARGET FUND)

NAME OF SECURITIES	SECTOR	COUNTRY	WEIGHT (%)
Williams-Sonoma, Inc.	Retail Trade	United States	1.19
Deckers Outdoor Corporation	Consumer Non-Durables	United States	1.19
Lululemon Athletica Inc.	Retail Trade	Canada	1.16
Advantest Corp.	Electronic Technology	Japan	1.16
Fortinet, Inc.	Technology Services	United States	1.12
Home Depot, Inc.	Retail Trade	United States	1.12
Intuitive Surgical, Inc.	Health Technology	United States	1.11
ServiceNow, Inc.	Technology Services	United States	1.11
TJX Companies Inc	Retail Trade	United States	1.09
Salesforce, Inc.	Technology Services	United States	1.07

SECTOR ALLOCATION (TARGET FUND)

NAME OF SECTOR	%
Health Technology	16.21
Electronic Technology	16.00
Consumer Non-Durables	14.92
Producer Manufacturing	14.38
Technology Services	11.05
Retail Trade	9.62
Process Industries	5.37
Consumer Durables	3.92
Transportation	3.19
Consumer Services	2.29
Commercial Services	1.09
Distribution Services	0.86
Cash and Cash Equivalents	1.10

COUNTRY ALLOCATION (TARGET FUND)

NAME OF COUNTRY	%
United States	63.80
Japan	9.69
Switzerland	7.72
United Kingdom	3.92
Ireland	3.02
Sweden	2.09
France	1.81
Netherlands	1.79
Australia	1.14
Denmark	0.99
Germany	0.95
Canada	0.85
Korea, Republic of	0.71
China	0.42
Cash and Cash Equivalents	1.10

FUND MANAGER'S REVIEW, OUTLOOK AND STRATEGY

As of end-December 2024, the BIMB-ARABESQUE i Global Dividend Fund 1 ("BiGDF1") has allocated 93.37% of its assets into Arabesque Q3.17 SICAV - Global ESG Momentum Flexible Allocation ("Target Fund"), with the remaining portion held in cash and cash equivalents (Shariah-compliant). During the month, the BiGDF1 USD class recorded a return of -2.41% against its benchmark, the FTSE Shariah All-World Index of -1.62% (in USD term), translating to an underperformance of 0.79%.

ABOUT THE TARGET FUND

Arabesque Q3.17 SICAV - Global ESG Momentum Flexible Allocation is a Shariah-complaint, globally diversified multi-asset strategy that integrates material sustainability criteria and bottom-up, AI-driven stock analyses within a rules-based investment process. In strict compliance with the AAOIFI Shariah standard, the strategy ensures the Shariah-compliance of the underlying funds.

The strategy's global investable universe consists of approximately 1,500 highly liquid and sustainable companies and excludes companies that generate profit from non-permissible business activities outlined in the AAOIFI Shariah standard.

The transparent stock selection process equally allocates into circa 100 companies with the strongest prospects for future success, while a dynamic cash allocation allows for increased stability and systematic market participation. The investment objective is long-term capital appreciation through risk-controlled exposure to global equity markets.

Note:

Based on the Fund's portfolio returns as at **10 January 2025**, the Volatility Factor (VF) for this Fund is **11.8** and is classified as "**Moderate**". The VF means there is a possibility for the Fund in generating an upside return or downside return around this VF. The Volatility Class (VC) is assigned by Lipper based on quintile ranks of VF for qualified Funds. VF is subject to monthly revision and VC will be revised every six months. The Fund's portfolio may have changed since this date and there is no guarantee that the Fund will continue to have the same VF or VC in the future. Presently, only Funds launched in the market for at least 36 months will display the VF and its VC.

Lipper Ratings for Total Return reflect fund historic total return performance relative to peers. Lipper Ratings for Consistent Return reflect fund historical risk-adjusted returns relative to peers. Lipper Ratings for Preservation are relative, rather than absolute.

IMPORTANT INFORMATION:

- Investors are advised to read and understand the contents of the Replacement Prospectus of BIMB-ARABESQUE i Global Dividend Fund 1 (Fund) dated 30 September 2023, and the Fund's Product Highlight Sheet (PHS) before investing, which have been registered with the Securities Commission Malaysia (SC) who takes no responsibility for its contents. A copy of the Prospectus and PHS can be obtained from the Head Office of BIMB Investment Management Berhad or at www.bimbinvestment.com.my. PHS is available and that investors have the right to request for PHS. The PHS and any other product disclosure document should be read and understood before making any investment decision. The SC's approval or authorization, or the registration of the Prospectus should not be taken to indicate that the SC has recommended the Fund.
- There are fees and charges involved and investors are advised to compare and consider the fees, charges and costs involved before investing in the Fund. Investments in the Fund are exposed to risk, please refer to the Prospectus or its supplemental (if any), and PHS for detailed information. Investors are advised to consider the risks in the Fund and should make their own risk assessment and seek professional advice, where necessary, prior to investing. Investors should also note that the price of units and distribution payables, if any, may fluctuate, and past performance of the Fund should not be taken as indicative of its future performance.
- Investors are also advised that, where a unit split/distribution is declared, the NAV per unit will be reduced from pre-unit split NAV/cum-distribution NAV to post-unit split NAV/ex-distribution NAV. Where a unit split is declared, the value of their investment in Malaysian Ringgit will remain unchanged after the distribution of the additional units.
- Any issue of units to which the Prospectus or its supplemental, and PHS relates will only be made upon receipt of the completed application form referred to in and accompanying the Prospectus or its supplemental (if any), and PHS, subject to the terms and conditions therein.
- This Fund Fact Sheet is prepared for information purposes only. It does not have regard to the specific investment objectives, or the financial situation needs of any specific person who may receive it. Neither the information nor any opinions expressed constitute an offer, or an invitation to make an offer to buy or sell any securities or unit trust. The information contained herein has been obtained from sources believed in good faith to be reliable, however, no guarantee is given in its accuracy or completeness. All opinions in respect of market review, Fund review and outlook constitute the Manager's judgments as of the date of the issuance of this fact sheet and are subject to change without notice. Past performance is not necessarily a guide for future performance and income distributions are not guaranteed. Returns may vary from year to year. The ranking provided should not be solely relied upon and investors should also note that the ranking is likely to change. This Fund Fact Sheet has not been reviewed by the SC.

INVESTMENT OBJECTIVE

The Fund seeks to achieve long-term capital appreciation.

Note: Any material changes to the Fund's investment objective would require Unit Holders' approval.

FUND INFORMATION

Fund Type	Income & Growth
Risk Profile	Moderate to High
Financial Year End	31 March
Benchmark	FTSE Shariah All-World Index <i>Note: The performance benchmark of the Fund changed from MSCI AC World Index NR to FTSE Shariah All-World Index effective 30 September 2023. The benchmark is only used as a reference for the purpose of investment performance comparison. The Fund is not managed against the benchmark.</i>
Launch Date	17 October 2019
Current Fund Size	NAV(RM) 11,358,901.09 Units 26,608,110.09
Target Fund	Arabesque Q3.17 SICAV – Global ESG Momentum Flexible Allocation

FEES & CHARGES

Sales Charge	Up to 5.00% of the NAV per unit of the Fund
Annual Management Fee	Up to 1.80% per annum of the NAV of the Fund
Annual Trustee Fee	Up to 0.06% per annum of the NAV of the Fund subject to a minimum fee of RM 15,000

TRANSACTION & DISTRIBUTION

Minimum Initial Investment	RM 500.00
Minimum Additional Investment	RM 100.00
Distribution Policy	Subject to availability of income, the Manager will declare annual income distributions. Income distribution will be based on net realised income for the period. <i>The Fund will be measured against an average income distribution yield of 6% per annum over a 5-year period. This is not a guaranteed return and it is only a measurement of the Fund's income distributions. The Fund may or may not achieve 6% income distribution yield in any particular financial year.</i>

ASSET ALLOCATION

Cash and Cash Equivalents
6.63%



Islamic CIS
93.37%

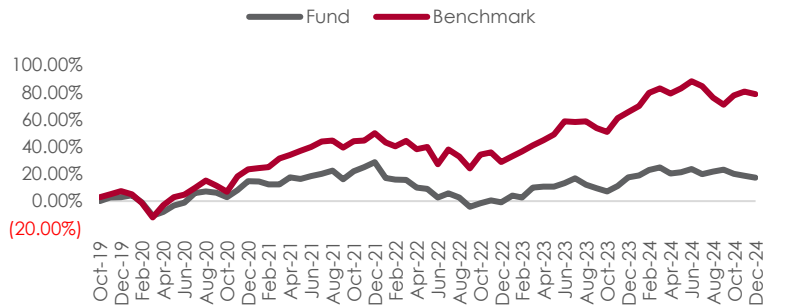
LIPPERLEADER Fund Ratings*

Highest (5) (4) (3) (2) (1) Lowest

1 Total Return 2 Consistent Return 3 Preservation

*Source : Lipper IM as of 31 December 2024

FUND PERFORMANCE



Source: BIMB Investment, data as of 31 December 2024

CUMULATIVE PERFORMANCE (%)

	YTD	1M	3M	6M	9M	1Y	3Y	5Y	SI*
Fund	(0.14)	(1.04)	(4.75)	(5.03)	(5.97)	(0.14)	(8.77)	14.09	17.36
Benchmark	6.00	(1.05)	4.55	(4.99)	(2.29)	6.00	16.97	63.34	78.76

*Since Inception

HISTORICAL PERFORMANCE (%)**

	2020	2021	2022	2023	2024
Fund	11.53	12.14	(22.99)	18.62	(0.14)
Benchmark	14.98	21.45	(14.03)	28.35	6.00

**Figures are based on calendar year.

INCOME DISTRIBUTIONS^

	2020	2021	2022	2023	2024
Net Distribution (Sen/Unit)	3.00	3.30	2.95	-	2.80
Net Distribution Yield (%)	6.00	7.93	6.01	-	6.19

^Figures are based on fund's financial year end.

Note: Performance figures are based on NAV per unit and the Fund's total return has been verified by Novagmi Analytics and Advisory Sdn. Bhd.

TOP 10 HOLDINGS (TARGET FUND)

NAME OF SECURITIES	SECTOR	COUNTRY	WEIGHT (%)
Williams-Sonoma, Inc.	Retail Trade	United States	1.19
Deckers Outdoor Corporation	Consumer Non-Durables	United States	1.19
Lululemon Athletica Inc.	Retail Trade	Canada	1.16
Advantest Corp.	Electronic Technology	Japan	1.16
Fortinet, Inc.	Technology Services	United States	1.12
Home Depot, Inc.	Retail Trade	United States	1.12
Intuitive Surgical, Inc.	Health Technology	United States	1.11
ServiceNow, Inc.	Technology Services	United States	1.11
TJX Companies Inc	Retail Trade	United States	1.09
Salesforce, Inc.	Technology Services	United States	1.07

SECTOR ALLOCATION (TARGET FUND)

NAME OF SECTOR	%	NAME OF COUNTRY	%
Health Technology	16.21	United States	63.80
Electronic Technology	16.00	Japan	9.69
Consumer Non-Durables	14.92	Switzerland	7.72
Producer Manufacturing	14.38	United Kingdom	3.92
Technology Services	11.05	Ireland	3.02
Retail Trade	9.62	Sweden	2.09
Process Industries	5.37	France	1.81
Consumer Durables	3.92	Netherlands	1.79
Transportation	3.19	Australia	1.14
Consumer Services	2.29	Denmark	0.99
Commercial Services	1.09	Germany	0.95
Distribution Services	0.86	Canada	0.85
Cash and Cash Equivalents	1.10	Korea, Republic of	0.71
		China	0.42
		Cash and Cash Equivalents	1.10

FUND MANAGER'S REVIEW, OUTLOOK AND STRATEGY

As of end-December 2024, the BIMB-ARABESQUE i Global Dividend Fund 1 ("BiGDF1") has allocated 93.37% of its assets into Arabesque Q3.17 SICAV - Global ESG Momentum Flexible Allocation ("Target Fund"), with the remaining portion held in cash and cash equivalents (Shariah-compliant). During the month, the BiGDF1 RM Hedged class recorded a return of -1.04% against its benchmark, the FTSE Shariah All-World Index of -1.05% (in RM term), translating to an outperformance of 0.01%.

ABOUT THE TARGET FUND

Arabesque Q3.17 SICAV - Global ESG Momentum Flexible Allocation is a Shariah-compliant, globally diversified multi-asset strategy that integrates material sustainability criteria and bottom-up, AI-driven stock analyses within a rules-based investment process. In strict compliance with the AAOIFI Shariah standard, the strategy ensures the Shariah-compliance of the underlying funds.

The strategy's global investable universe consists of approximately 1,500 highly liquid and sustainable companies and excludes companies that generate profit from non-permissible business activities outlined in the AAOIFI Shariah standard.

The transparent stock selection process equally allocates into circa 100 companies with the strongest prospects for future success, while a dynamic cash allocation allows for increased stability and a systematic market participation. The investment objective is long-term capital appreciation through risk-controlled exposure to global equity markets.

Note:

Based on the Fund's portfolio returns as at **10 January 2025**, the Volatility Factor (VF) for this Fund is **12.2** and is classified as "**Moderate**". The VF means there is a possibility for the Fund in generating an upside return or downside return around this VF. The Volatility Class (VC) is assigned by Lipper based on quintile ranks of VF for qualified Funds. VF is subject to monthly revision and VC will be revised every six months. The Fund's portfolio may have changed since this date and there is no guarantee that the Fund will continue to have the same VF or VC in the future. Presently, only Funds launched in the market for at least 36 months will display the VF and its VC.

Lipper Ratings for Total Return reflect fund historic total return performance relative to peers. Lipper Ratings for Consistent Return reflect fund historical risk-adjusted returns relative to peers. Lipper Ratings for Preservation are relative, rather than absolute.

IMPORTANT INFORMATION:

- Investors are advised to read and understand the contents of the Replacement Prospectus of BIMB-ARABESQUE i Global Dividend Fund 1 (Fund) dated 30 September 2023, and the Fund's Product Highlight Sheet (PHS) before investing, which have been registered with the Securities Commission Malaysia (SC) who takes no responsibility for its contents. A copy of the Prospectus and PHS can be obtained from the Head Office of BIMB Investment Management Berhad or at www.bimbinvestment.com.my. PHS is available and that investors have the right to request for PHS. The PHS and any other product disclosure document should be read and understood before making any investment decision. The SC's approval or authorization, or the registration of the Prospectus should not be taken to indicate that the SC has recommended the Fund.
- There are fees and charges involved and investors are advised to compare and consider the fees, charges and costs involved before investing in the Fund. Investments in the Fund are exposed to risk, please refer to the Prospectus or its supplemental (if any), and PHS for detailed information. Investors are advised to consider the risks in the Fund and should make their own risk assessment and seek professional advice, where necessary, prior to investing. Investors should also note that the price of units and distribution payables, if any, may fluctuate, and past performance of the Fund should not be taken as indicative of its future performance.
- Investors are also advised that, where a unit split/distribution is declared, the NAV per unit will be reduced from pre-unit split NAV/cum-distribution NAV to post-unit split NAV/ex-distribution NAV. Where a unit split is declared, the value of their investment in Malaysian Ringgit will remain unchanged after the distribution of the additional units.
- Any issue of units to which the Prospectus or its supplemental, and PHS relates will only be made upon receipt of the completed application form referred to in and accompanying the Prospectus or its supplemental (if any), and PHS, subject to the terms and conditions therein.
- This Fund Fact Sheet is prepared for information purposes only. It does not have regard to the specific investment objectives, or the financial situation needs of any specific person who may receive it. Neither the information nor any opinions expressed constitute an offer, or an invitation to make an offer to buy or sell any securities or unit trust. The information contained herein has been obtained from sources believed in good faith to be reliable, however, no guarantee is given in its accuracy or completeness. All opinions in respect of market review, Fund review and outlook constitute the Manager's judgments as of the date of the issuance of this fact sheet and are subject to change without notice. Past performance is not necessarily a guide for future performance and income distributions are not guaranteed. Returns may vary from year to year. The ranking provided should not be solely relied upon and investors should also note that the ranking is likely to change. This Fund Fact Sheet has not been reviewed by the SC.

Level 19, Menara Bank Islam
No. 22 Jalan Perak, 50450 Kuala Lumpur, MY

INVESTMENT OBJECTIVE

The Fund seeks to achieve long-term capital appreciation.

Note: Any material changes to the Fund's investment objective would require Unit Holders' approval.

FUND INFORMATION

Fund Type	Income & Growth
Risk Profile	Moderate to High
Financial Year End	31 March
Benchmark	FTSE Shariah All-World Index
<i>Note:</i> The performance benchmark of the Fund changed from MSCI AC World Index NR to FTSE Shariah All-World Index effective 30 September 2023. The benchmark is only used as a reference for the purpose of investment performance comparison. The Fund is not managed against the benchmark.	
Launch Date	17 October 2019
Current Fund Size	NAV(SGD) 99,055.53 Units 234,506.46
Target Fund	Arabesque Q3.17 SICAV – Global ESG Momentum Flexible Allocation

FEES & CHARGES

Sales Charge	Up to 5.00% of the NAV per unit of the Fund
Annual Management Fee	Up to 1.80% per annum of the NAV of the Fund
Annual Trustee Fee	Up to 0.06% per annum of the NAV of the Fund subject to a minimum fee of RM 15,000 (excluding foreign custodian fees and charges).

TRANSACTION & DISTRIBUTION

Minimum Initial Investment	SGD 500.00
Minimum Additional Investment	SGD 100.00
Distribution Policy	Subject to availability of income, the Manager will declare annual income distributions. Income distribution will be based on net realised income for the period. The Fund will be measured against an average income distribution yield of 6% per annum over a 5-year period. This is not a guaranteed return and it is only a measurement of the Fund's income distributions. The Fund may or may not achieve 6% income distribution yield in any particular financial year.

CURRENCY EXCHANGE RATE

USD 1 = SGD 1.3625

ASSET ALLOCATION

Cash and Cash Equivalents
6.63%



Islamic CIS
93.37%

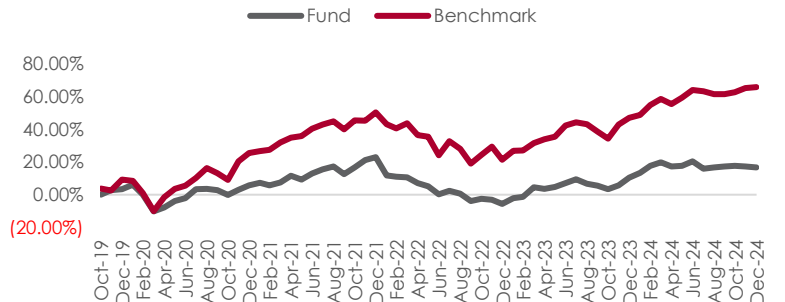
LIPPERLEADER Fund Ratings*

Highest (5) (4) (3) (2) (1) Lowest

2 Total Return 3 Consistent Return 4 Preservation

*Source : Lipper IM as of 31 December 2024

FUND PERFORMANCE



Source: BIMB Investment, data as of 31 December 2024

CUMULATIVE PERFORMANCE (%)

	YTD	1M	3M	6M	9M	1Y	3Y	5Y	SI*
Fund	5.68	(0.56)	(0.54)	(3.16)	(2.66)	5.68	(5.19)	12.87	16.61
Benchmark	12.73	0.41	2.70	1.03	4.57	12.73	10.29	59.85	65.95

*Since Inception

HISTORICAL PERFORMANCE (%)**

	2020	2021	2022	2023	2024
Fund	2.27	16.40	(23.37)	17.06	5.68
Benchmark	14.95	19.78	(19.37)	21.33	12.73

**Figures are based on calendar year.

INCOME DISTRIBUTIONS^

	2020	2021	2022	2023	2024
Net Distribution (Sen/Unit)	3.00	3.30	3.00	-	2.60
Net Distribution Yield (%)	6.00	7.88	6.41	-	6.10

^Figures are based on fund's financial year end.

Note: Performance figures are based on NAV per unit and the Fund's total return has been verified by Novagni Analytics and Advisory Sdn. Bhd.

TOP 10 HOLDINGS (TARGET FUND)

NAME OF SECURITIES	SECTOR	COUNTRY	WEIGHT (%)
Williams-Sonoma, Inc.	Retail Trade	United States	1.19
Deckers Outdoor Corporation	Consumer Non-Durables	United States	1.19
Lululemon Athletica Inc.	Retail Trade	Canada	1.16
Avantest Corp.	Electronic Technology	Japan	1.16
Fortinet, Inc.	Technology Services	United States	1.12
Home Depot, Inc.	Retail Trade	United States	1.12
Intuitive Surgical, Inc.	Health Technology	United States	1.11
ServiceNow, Inc.	Technology Services	United States	1.11
TJX Companies Inc	Retail Trade	United States	1.09
Salesforce, Inc.	Technology Services	United States	1.07

SECTOR ALLOCATION (TARGET FUND)

NAME OF SECTOR	%	NAME OF COUNTRY	%
Health Technology	16.21	United States	63.80
Electronic Technology	16.00	Japan	9.69
Consumer Non-Durables	14.92	Switzerland	7.72
Producer Manufacturing	14.38	United Kingdom	3.92
Technology Services	11.05	Ireland	3.02
Retail Trade	9.62	Sweden	2.09
Process Industries	5.37	France	1.81
Consumer Durables	3.92	Netherlands	1.79
Transportation	3.19	Australia	1.14
Consumer Services	2.29	Denmark	0.99
Commercial Services	1.09	Germany	0.95
Distribution Services	0.86	Canada	0.85
Cash and Cash Equivalents	1.10	Korea, Republic of	0.71
		China	0.42
		Cash and Cash Equivalents	1.10

FUND MANAGER'S REVIEW, OUTLOOK AND STRATEGY

As of end-December 2024, the BIMB-ARABESQUE i Global Dividend Fund 1 ("BiGDF1") has allocated 93.37% of its assets into Arabesque Q3.17 SICAV - Global ESG Momentum Flexible Allocation ("Target Fund"), with the remaining portion held in cash and cash equivalents (Shariah-compliant). During the month, the BiGDF1 SGD class recorded a return of -0.56% against its benchmark, the FTSE Shariah All-World Index of 0.41% (in SGD term), translating to an underperformance of 0.98%.

ABOUT THE TARGET FUND

Arabesque Q3.17 SICAV - Global ESG Momentum Flexible Allocation is a Shariah-compliant, globally diversified multi-asset strategy that integrates material sustainability criteria and bottom-up, AI-driven stock analyses within a rules-based investment process. In strict compliance with the AAOIFI Shariah standard, the strategy ensures the Shariah-compliance of the underlying funds.

The strategy's global investable universe consists of approximately 1,500 highly liquid and sustainable companies and excludes companies that generate profit from non-permissible business activities outlined in the AAOIFI Shariah standard.

The transparent stock selection process equally allocates into circa 100 companies with the strongest prospects for future success, while a dynamic cash allocation allows for increased stability and a systematic market participation. The investment objective is long-term capital appreciation through risk-controlled exposure to global equity markets.

Note:

Based on the Fund's portfolio returns as at **10 January 2025**, the Volatility Factor (VF) for this Fund is **11.4** and is classified as "**Moderate**". The VF means there is a possibility for the Fund in generating an upside return or downside return around this VF. The Volatility Class (VC) is assigned by Lipper based on quintile ranks of VF for qualified Funds. VF is subject to monthly revision and VC will be revised every six months. The Fund's portfolio may have changed since this date and there is no guarantee that the Fund will continue to have the same VF or VC in the future. Presently, only Funds launched in the market for at least 36 months will display the VF and its VC.

Lipper Ratings for Total Return reflect fund historic total return performance relative to peers. Lipper Ratings for Consistent Return reflect fund historical risk-adjusted returns relative to peers. Lipper Ratings for Preservation are relative, rather than absolute.

IMPORTANT INFORMATION:

- Investors are advised to read and understand the contents of the Replacement Prospectus of BIMB-ARABESQUE i Global Dividend Fund 1 (Fund) dated 30 September 2023, and the Fund's Product Highlight Sheet (PHS) before investing, which have been registered with the Securities Commission Malaysia (SC) who takes no responsibility for its contents. A copy of the Prospectus and PHS can be obtained from the Head Office of BIMB Investment Management Berhad or at www.bimbinvestment.com.my. PHS is available and that investors have the right to request for PHS. The PHS and any other product disclosure document should be read and understood before making any investment decision. The SC's approval or authorization, or the registration of the Prospectus should not be taken to indicate that the SC has recommended the Fund.
- There are fees and charges involved and investors are advised to compare and consider the fees, charges and costs involved before investing in the Fund. Investments in the Fund are exposed to risk, please refer to the Prospectus or its supplemental (if any), and PHS for detailed information. Investors are advised to consider the risks in the Fund and should make their own risk assessment and seek professional advice, where necessary, prior to investing. Investors should also note that the price of units and distribution payables, if any, may fluctuate, and past performance of the Fund should not be taken as indicative of its future performance.
- Investors are also advised that, where a unit split/distribution is declared, the NAV per unit will be reduced from pre-unit split NAV/cum-distribution NAV to post-unit split NAV/ex-distribution NAV. Where a unit split is declared, the value of their investment in Malaysian Ringgit will remain unchanged after the distribution of the additional units.
- Any issue of units to which the Prospectus or its supplemental, and PHS relates will only be made upon receipt of the completed application form referred to in and accompanying the Prospectus or its supplemental (if any), and PHS, subject to the terms and conditions therein.
- This Fund Fact Sheet is prepared for information purposes only. It does not have regard to the specific investment objectives, or the financial situation needs of any specific person who may receive it. Neither the information nor any opinions expressed constitute an offer, or an invitation to make an offer to buy or sell any securities or unit trust. The information contained herein has been obtained from sources believed in good faith to be reliable, however, no guarantee is given in its accuracy or completeness. All opinions in respect of market review, Fund review and outlook constitute the Manager's judgments as of the date of the issuance of this fact sheet and are subject to change without notice. Past performance is not necessarily a guide for future performance and income distributions are not guaranteed. Returns may vary from year to year. The ranking provided should not be solely relied upon and investors should also note that the ranking is likely to change. This Fund Fact Sheet has not been reviewed by the SC.