

**INVESTMENT OBJECTIVE**

The Fund aims to facilitate investor who wish to channel a part of their investment returns for Wakaf purpose.

The Fund aims to generate income through a diversified portfolio of Shariah-compliant investments across different asset classes both locally and globally.

Note: Any material changes to the Fund's investment objective would require Unit Holders' approval.

**FUND INFORMATION**

<b>Fund Type</b>	Income
<b>Risk Profile</b>	Moderate to high
<b>Financial Year End</b>	31 December
<b>Benchmark</b>	50% 12-month Term Deposit-i Tawarruq of Bank Islam Malaysia Berhad + 50% FTSE Bursa Malaysia Emas Shariah Index
<b>Launch Date</b>	3 March 2021
<b>Current Fund Size</b>	<b>NAV (RM)</b> <b>8,432,659.15</b> <b>Units</b> <b>44,927,173.79</b>

**FEES & CHARGES**

<b>Sales Charge</b>	Up to 5% of the NAV per Unit
<b>Annual Management Fee</b>	Up to 1.80% per annum of the NAV of the Fund.
<b>Annual Trustee Fee</b>	Up to 0.025% per annum of the NAV of the Fund subject to a minimum fee of RM12,000 per annum or its equivalent in the Base Currency (excluding foreign custodian fees and charges).

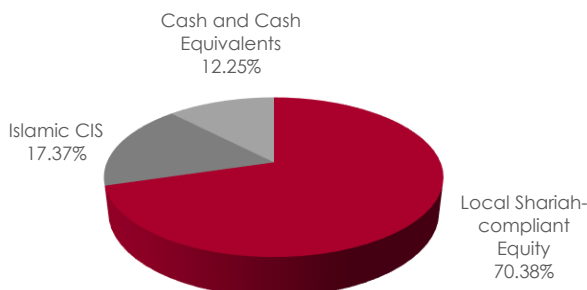
**TRANSACTION & DISTRIBUTION**

<b>Minimum Initial Investment</b>	RM 200.00
<b>Minimum Additional Investment</b>	RM 100.00
<b>Distribution Policy</b>	Subject to availability of income, income distribution will be made monthly

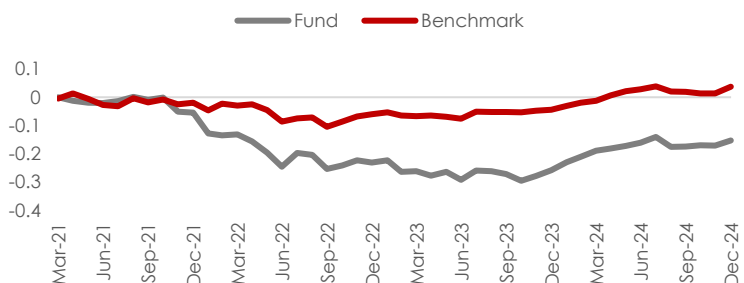
**COUNTRY ALLOCATION**

NAME OF COUNTRY	NAV (%)
Malaysia	87.75
Cash & Cash Equivalents	12.25

**ASSET ALLOCATION**



**FUND PERFORMANCE**



Source: BIMB Investment, data as of 31 December 2024

**CUMULATIVE PERFORMANCE (%)**

	YTD	1M	3M	6M	9M	1Y	3Y	SI*
<b>Fund</b>	14.06	2.07	2.56	0.92	4.45	14.06	(10.51)	(15.36)
<b>Benchmark</b>	8.55	2.41	1.75	0.84	5.08	8.55	5.76	3.74

\*Since Inception

**HISTORICAL PERFORMANCE (%)\*\***

	2021	2022	2023	2024
<b>Fund</b>	(5.42)	(18.72)	(3.47)	14.06
<b>Benchmark</b>	(2.21)	(4.22)	1.72	8.55

\*\*Figures are based on calendar year.

**INCOME DISTRIBUTIONS<sup>^</sup>**

Monthly (2024)	Jul	Aug	Sep	Oct	Nov	Dec
<b>Net Distribution (Sen/Unit)</b>	0.05	-	0.10	0.10	-	-
<b>Net Distribution Yield (%)</b>	0.27	-	0.52	0.54	-	-

<sup>^</sup>Figures are based on fund's financial year end.

\*Note: Performance figures are based on NAV per unit and the Fund's total return has been verified by Novagni Analytics and Advisory Sdn. Bhd.

**TOP HOLDINGS**

NAME OF HOLDING	NAV (%)
Gamuda Berhad	7.32
BIMB-Arabesque i Global Dividend Fund 1- RM Class	6.36
Unisem (M) Berhad	4.90
BIMB Global Shariah-ESG Technology Fund - RM Class	4.36
AL-Aqar Healthcare REIT	4.06
Sunway Bhd	3.97
IHH Healthcare Bhd	3.89
Sunway Construction Group Berhad	3.84
Tenaga Nasional Bhd	3.75
Dayang Enterprise Holdings Berhad	3.69

**SECTORS ALLOCATION**

NAME OF SECTOR	NAV (%)
Construction	17.73
Real Estate	14.13
Financials	10.72
Information Technology	10.57
Health Care	8.29
Industrials	6.89
Materials	6.26
Utilities	3.75
Energy	3.69
Communication Services	3.52
Consumer Staples	1.17
Consumer Discretionary	1.04

### FUND MANAGER'S REVIEW, OUTLOOK AND STRATEGY

In a widely anticipated move, the U.S. Federal Reserve (Fed) cut the Fed Funds Rate (FFR) by 25 basis points (bps) to a target range of 4.25%-4.5%. Nonetheless, in terms of the forward guidance, the Fed indicated that it probably would only reduce the rate by additional 50 bps in 2025 as compared to 100bps indicated in their September's dot plot. The change in outlook came as inflation remains above the 2% target while labor market and economic outlooks remain positive. The Fed lowered its expected unemployment rate for 2024 to 4.2%, while headline and core inflation gauge were pushed higher to respective estimates of 2.4% and 2.8%, slightly higher than the September estimate.

On local front, Malaysia's inflation increased 1.8% in November year-on-year, slower than expected and lower than the 1.9% increase in October. November's disinflation was driven by a slower increase in the main groups of health and transport while inflation for food & beverages increased at a higher rate of 2.6% as compared to 2.3% in October.

Global bond yields broadly moved higher in December after the Fed's decision. The 10-year U.S. Treasury yields rose 40bps on the month to close at 4.57%. Local bonds fared much better in December as government bond yields only rose up to 3bps. The 10-year Malaysian Government Securities (MGS) yield closed that year at 3.81%, 8bps higher as compared to 2023's closing level.

Global equity markets showcased varied performance in 2024. The S&P 500 and Nasdaq Index delivered impressive annual returns of 23.31% and 28.64%, respectively. However, the S&P 500 slipped 2.50% in December, while the Nasdaq posted a modest 0.48% gain for the month, driven by optimism surrounding rate cuts, economic resilience, and artificial intelligence advancements. In contrast, the MSCI Europe Index dipped 0.53% month-on-month (MoM) in December, pressured by monetary policy uncertainties and high valuations. Meanwhile, the DJIA fell 5.27% in December, ending the year with a respectable 12.88% annual gain.

The Asia-Pacific region delivered mixed results. Japan's Nikkei 225 and Taiwan's TAIEX led December performance with gains of 4.41% and 3.47%, respectively. Conversely, South Korea's KOSPI and India's Nifty 50 were the month's worst performers, declining 2.30% and 2.02%, respectively. Taiwan's TAIEX surged 28.47% year-to-date (YTD) in 2024, supported by robust industrial production and growing technology demand. In contrast, South Korea's KOSPI dropped 9.63% YTD, hampered by political turmoil following President Yoon Suk Yeol's failed attempt at martial law and subsequent suspension.

The Malaysian equity market experienced a robust 2024, especially during the first half of the year. The FTSE Bursa Malaysia Index Series recorded broad-based growth, with several indices surpassing 15%. While foreign investors were significant contributors to the market in the first three quarters, net selling emerged in the last quarter. December marked a strong close for Malaysian equities, with the FBMKLCI rising 3.01% and the FBM EMAS Shariah gaining 4.62%.

Malaysia's equity market outlook remains optimistic, underpinned by Gross Domestic Product (GDP) growth, abundant local liquidity, and sector-specific drivers such as data center expansion and public infrastructure projects. Tourism-related industries are well-positioned for growth, bolstered by a weaker ringgit and supportive policies. Additionally, state-driven initiatives and strategic investments in Johor, Sarawak, and Penang are expected to sustain momentum, enhancing Malaysia's competitiveness and investment appeal in 2025.

#### Note:

Based on the Fund's portfolio returns as at **10 January 2025** the Volatility Factor (VF) for this Fund is **11.4** and is classified as "**Moderate**". The VF means there is a possibility for the Fund in generating an upside return or downside return around this VF. The Volatility Class (VC) is assigned by Lipper based on quintile ranks of VF for qualified Funds. VF is subject to monthly revision and VC will be revised every six months. The Fund's portfolio may have changed since this date and there is no guarantee that the Fund will continue to have the same VF or VC in the future. Presently, only Funds launched in the market for at least 36 months will display the VF and its VC.

Lipper Ratings for Total Return reflect fund historic total return performance relative to peers. Lipper Ratings for Consistent Return reflect fund historical risk-adjusted returns relative to peers. Lipper Ratings for Preservation are relative, rather than absolute.

#### IMPORTANT INFORMATION:

- Investors are advised to read and understand the contents of the Prospectus of Makmur myWakaf Fund dated 28 September 2023, its supplemental (if any) and the Fund's Product Highlight Sheet (PHS) before investing, which have been registered with the Securities Commission Malaysia (SC) who takes no responsibility for its contents. A copy of the Prospectus and PHS can be obtained from the Head Office of BIMB Investment Management Berhad or at [www.bimbinvestment.com.my](http://www.bimbinvestment.com.my). PHS is available and that investors have the right to request for PHS. The PHS and any other product disclosure document should be read and understood before making any investment decision. The SC's approval or authorization, or the registration of the Prospectus should not be taken to indicate that the SC has recommended the Fund.
- There are fees and charges involved and investors are advised to compare and consider the fees, charges and costs involved before investing in the Fund. Investments in the Fund are exposed to risk, please refer to the Prospectus or its supplemental (if any), and PHS for detailed information. Investors are advised to consider the risks in the Fund and should make their own risk assessment and seek professional advice, where necessary, prior to investing. Investors should also note that the price of units and distribution payables, if any, may fluctuate, and past performance of the Fund should not be taken as indicative of its future performance.
- Investors are also advised that, where a unit split/distribution is declared, the NAV per unit will be reduced from pre-unit split NAV/cum-distribution NAV to post-unit split NAV/ex-distribution NAV. Where a unit split is declared, the value of their investment in Malaysian Ringgit will remain unchanged after the distribution of the additional units.
- Any issue of units to which the Prospectus or its supplemental, and PHS relates will only be made upon receipt of the completed application form referred to in and accompanying the Prospectus or its supplemental (if any), and PHS, subject to the terms and conditions therein.
- This Fund Fact Sheet is prepared for information purposes only. It does not have regard to the specific investment objectives, or the financial situation needs of any specific person who may receive it. Neither the information nor any opinions expressed constitute an offer, or an invitation to make an offer to buy or sell any securities or unit trust. The information contained herein has been obtained from sources believed in good faith to be reliable, however, no guarantee is given in its accuracy or completeness. All opinions in respect of market review, Fund review and outlook constitute the Manager's judgments as of the date of the issuance of this fact sheet and are subject to change without notice. Past performance is not necessarily a guide for future performance and income distributions are not guaranteed. Returns may vary from year to year. The ranking provided should not be solely relied upon and investors should also note that the ranking is likely to change. This Fund Fact Sheet has not been reviewed by the SC.

**INVESTMENT OBJECTIVE**

The Fund aims to facilitate investor who wish to channel a part of their investment returns for Wakaf purpose.

The Fund aims to generate income through a diversified portfolio of Shariah-compliant investments across different asset classes both locally and globally.

Note: Any material changes to the Fund's investment objective would require Unit Holders' approval.

**FUND INFORMATION**

<b>Fund Type</b>	Income
<b>Risk Profile</b>	Moderate to high
<b>Financial Year End</b>	31 December
<b>Benchmark</b>	50% 12-month Term Deposit- i Tawarruq of Bank Islam Malaysia Berhad + 50% FTSE Bursa Malaysia Emas Shariah Index
<b>Launch Date</b>	3 March 2021
<b>Current Fund Size</b>	<b>NAV (AUD) 910.93</b> <b>Units 4,237.95</b>

**FEES & CHARGES**

<b>Sales Charge</b>	Up to 5% of the NAV per Unit
<b>Annual Management Fee</b>	Up to 1.80% per annum of the NAV of the Fund.
<b>Annual Trustee Fee</b>	Up to 0.025% per annum of the NAV of the Fund subject to a minimum fee of RM12,000 per annum or its equivalent in the Base Currency (excluding foreign custodian fees and charges).

**TRANSACTION & DISTRIBUTION**

<b>Minimum Initial Investment</b>	AUD 200.00
<b>Minimum Additional Investment</b>	AUD 100.00
<b>Distribution Policy</b>	Subject to availability of income, income distribution will be made monthly

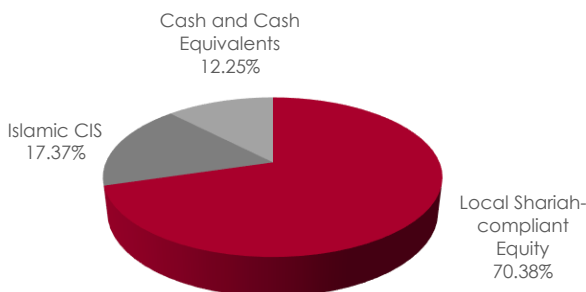
**CURRENCY EXCHANGE RATE**

MYR 1	AUD 0.3598
-------	------------

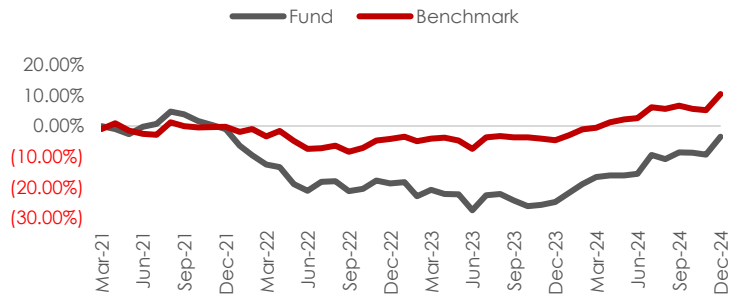
**COUNTRY ALLOCATION**

NAME OF COUNTRY	NAV (%)
Malaysia	87.75
Cash & Cash Equivalents	12.25

**ASSET ALLOCATION**



**FUND PERFORMANCE**



**CUMULATIVE PERFORMANCE (%)**

	YTD	1M	3M	6M	9M	1Y	3Y	SI*
<b>Fund</b>	28.26	6.39	5.50	14.26	15.65	28.26	(2.61)	(3.54)
<b>Benchmark</b>	15.73	4.94	3.57	7.69	11.01	15.73	10.76	10.42

\*Since Inception

**HISTORICAL PERFORMANCE (%)\*\***

	2021	2022	2023	2024
<b>Fund</b>	(0.96)	(17.91)	(7.50)	28.26
<b>Benchmark</b>	(0.28)	(3.95)	(0.37)	15.73

\*\*Figures are based on calendar year.

**INCOME DISTRIBUTIONS<sup>^</sup>**

Monthly (2024)	Jul	Aug	Sep	Oct	Nov	Dec
<b>Net Distribution (Sen/Unit)</b>	0.05	-	0.10	0.10	-	-
<b>Net Distribution Yield (%)</b>	0.26	-	0.49	0.49	-	-

<sup>^</sup>Figures are based on fund's financial year end.

\*Note: Performance figures are based on NAV per unit and the Fund's total return has been verified by Novagni Analytics and Advisory Sdn. Bhd.

**TOP HOLDINGS**

NAME OF HOLDING	NAV (%)
Gamuda Berhad	7.32
BIMB-Arabesque i Global Dividend Fund 1- RM Class	6.36
Unisem (M) Berhad	4.90
BIMB Global Shariah-ESG Technology Fund - RM Class	4.36
AL-Aqar Healthcare REIT	4.06
Sunway Bhd	3.97
IHH Healthcare Bhd	3.89
Sunway Construction Group Berhad	3.84
Tenaga Nasional Bhd	3.75
Dayang Enterprise Holdings Berhad	3.69

**SECTORS ALLOCATION**

NAME OF SECTOR	NAV (%)
Construction	17.73
Real Estate	14.13
Financials	10.72
Information Technology	10.57
Health Care	8.29
Industrials	6.89
Materials	6.26
Utilities	3.75
Energy	3.69
Communication Services	3.52
Consumer Staples	1.17
Consumer Discretionary	1.04

## FUND MANAGER'S REVIEW, OUTLOOK AND STRATEGY

In a widely anticipated move, the U.S. Federal Reserve (Fed) cut the Fed Funds Rate (FFR) by 25 basis points (bps) to a target range of 4.25%-4.5%. Nonetheless, in terms of the forward guidance, the Fed indicated that it probably would only reduce the rate by additional 50 bps in 2025 as compared to 100bps indicated in their September's dot plot. The change in outlook came as inflation remains above the 2% target while labor market and economic outlooks remain positive. The Fed lowered its expected unemployment rate for 2024 to 4.2%, while headline and core inflation gauge were pushed higher to respective estimates of 2.4% and 2.8%, slightly higher than the September estimate.

On local front, Malaysia's inflation increased 1.8% in November year-on-year, slower than expected and lower than the 1.9% increase in October. November's disinflation was driven by a slower increase in the main groups of health and transport while inflation for food & beverages increased at a higher rate of 2.6% as compared to 2.3% in October.

Global bond yields broadly moved higher in December after the Fed's decision. The 10-year U.S. Treasury yields rose 40bps on the month to close at 4.57%. Local bonds fared much better in December as government bond yields only rose up to 3bps. The 10-year Malaysian Government Securities (MGS) yield closed that year at 3.81%, 8bps higher as compared to 2023's closing level.

Global equity markets showcased varied performance in 2024. The S&P 500 and Nasdaq Index delivered impressive annual returns of 23.31% and 28.64%, respectively. However, the S&P 500 slipped 2.50% in December, while the Nasdaq posted a modest 0.48% gain for the month, driven by optimism surrounding rate cuts, economic resilience, and artificial intelligence advancements. In contrast, the MSCI Europe Index dipped 0.53% month-on-month (MoM) in December, pressured by monetary policy uncertainties and high valuations. Meanwhile, the DJIA fell 5.27% in December, ending the year with a respectable 12.88% annual gain.

The Asia-Pacific region delivered mixed results. Japan's Nikkei 225 and Taiwan's TAIEX led December performance with gains of 4.41% and 3.47%, respectively. Conversely, South Korea's KOSPI and India's Nifty 50 were the month's worst performers, declining 2.30% and 2.02%, respectively. Taiwan's TAIEX surged 28.47% year-to-date (YTD) in 2024, supported by robust industrial production and growing technology demand. In contrast, South Korea's KOSPI dropped 9.63% YTD, hampered by political turmoil following President Yoon Suk Yeol's failed attempt at martial law and subsequent suspension.

The Malaysian equity market experienced a robust 2024, especially during the first half of the year. The FTSE Bursa Malaysia Index Series recorded broad-based growth, with several indices surpassing 15%. While foreign investors were significant contributors to the market in the first three quarters, net selling emerged in the last quarter. December marked a strong close for Malaysian equities, with the FBMKLCI rising 3.01% and the FBM EMAS Shariah gaining 4.62%.

Malaysia's equity market outlook remains optimistic, underpinned by Gross Domestic Product (GDP) growth, abundant local liquidity, and sector-specific drivers such as data center expansion and public infrastructure projects. Tourism-related industries are well-positioned for growth, bolstered by a weaker ringgit and supportive policies. Additionally, state-driven initiatives and strategic investments in Johor, Sarawak, and Penang are expected to sustain momentum, enhancing Malaysia's competitiveness and investment appeal in 2025.

### Note:

Based on the Fund's portfolio returns as at **10 January 2025** the Volatility Factor (VF) for this Fund is **11.2** and is classified as "**Moderate**". The VF means there is a possibility for the Fund in generating an upside return or downside return around this VF. The Volatility Class (VC) is assigned by Lipper based on quintile ranks of VF for qualified Funds. VF is subject to monthly revision and VC will be revised every six months. The Fund's portfolio may have changed since this date and there is no guarantee that the Fund will continue to have the same VF or VC in the future. Presently, only Funds launched in the market for at least 36 months will display the VF and its VC.

Lipper Ratings for Total Return reflect fund historic total return performance relative to peers. Lipper Ratings for Consistent Return reflect fund historical risk-adjusted returns relative to peers. Lipper Ratings for Preservation are relative, rather than absolute.

### IMPORTANT INFORMATION:

- Investors are advised to read and understand the contents of the Prospectus of Makmur myWakaf Fund dated 28 September 2023, its supplemental (if any) and the Fund's Product Highlight Sheet (PHS) before investing, which have been registered with the Securities Commission Malaysia (SC) who takes no responsibility for its contents. A copy of the Prospectus and PHS can be obtained from the Head Office of BIMB Investment Management Berhad or at [www.bimbinvestment.com.my](http://www.bimbinvestment.com.my). PHS is available and that investors have the right to request for PHS. The PHS and any other product disclosure document should be read and understood before making any investment decision. The SC's approval or authorization, or the registration of the Prospectus should not be taken to indicate that the SC has recommended the Fund.
- There are fees and charges involved and investors are advised to compare and consider the fees, charges and costs involved before investing in the Fund. Investments in the Fund are exposed to risk, please refer to the Prospectus or its supplemental (if any), and PHS for detailed information. Investors are advised to consider the risks in the Fund and should make their own risk assessment and seek professional advice, where necessary, prior to investing. Investors should also note that the price of units and distribution payables, if any, may fluctuate, and past performance of the Fund should not be taken as indicative of its future performance.
- Investors are also advised that, where a unit split/distribution is declared, the NAV per unit will be reduced from pre-unit split NAV/cum-distribution NAV to post-unit split NAV/ex-distribution NAV. Where a unit split is declared, the value of their investment in Malaysian Ringgit will remain unchanged after the distribution of the additional units.
- Any issue of units to which the Prospectus or its supplemental, and PHS relates will only be made upon receipt of the completed application form referred to in and accompanying the Prospectus or its supplemental (if any), and PHS, subject to the terms and conditions therein.
- This Fund Fact Sheet is prepared for information purposes only. It does not have regard to the specific investment objectives, or the financial situation needs of any specific person who may receive it. Neither the information nor any opinions expressed constitute an offer, or an invitation to make an offer to buy or sell any securities or unit trust. The information contained herein has been obtained from sources believed in good faith to be reliable, however, no guarantee is given in its accuracy or completeness. All opinions in respect of market review, Fund review and outlook constitute the Manager's judgments as of the date of the issuance of this fact sheet and are subject to change without notice. Past performance is not necessarily a guide for future performance and income distributions are not guaranteed. Returns may vary from year to year. The ranking provided should not be solely relied upon and investors should also note that the ranking is likely to change. This Fund Fact Sheet has not been reviewed by the SC.

### INVESTMENT OBJECTIVE

The Fund aims to facilitate investor who wish to channel a part of their investment returns for Wakaf purpose.

The Fund aims to generate income through a diversified portfolio of Shariah-compliant investments across different asset classes both locally and globally.

Note: Any material changes to the Fund's investment objective would require Unit Holders' approval.

### FUND INFORMATION

<b>Fund Type</b>	Income
<b>Risk Profile</b>	Moderate to high
<b>Financial Year End</b>	31 December
<b>Benchmark</b>	50% 12-month Term Deposit- i Tawarruq of Bank Islam Malaysia Berhad + 50% FTSE Bursa Malaysia Emas Shariah Index
<b>Launch Date</b>	3 March 2021
<b>Current Fund Size</b>	<b>NAV (USD)</b> <b>733.90</b> <b>Units</b> <b>4,266.16</b>

### FEES & CHARGES

<b>Sales Charge</b>	Up to 5% of the NAV per Unit
<b>Annual Management Fee</b>	Up to 1.80% per annum of the NAV of the Fund.
<b>Annual Trustee Fee</b>	Up to 0.025% per annum of the NAV of the Fund subject to a minimum fee of RM12,000 per annum or its equivalent in the Base Currency (excluding foreign custodian fees and charges).

### TRANSACTION & DISTRIBUTION

<b>Minimum Initial Investment</b>	USD 200.00
<b>Minimum Additional Investment</b>	USD 100.00
<b>Distribution Policy</b>	Subject to availability of income, income distribution will be made monthly

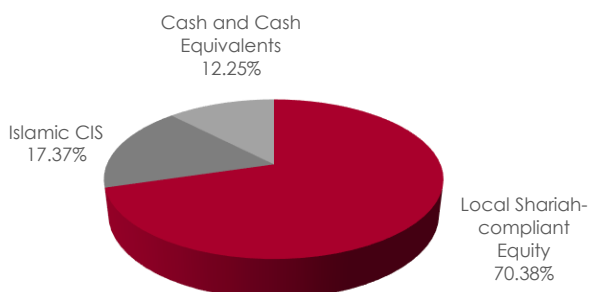
### CURRENCY EXCHANGE RATE

MYR 1 USD 0.2235

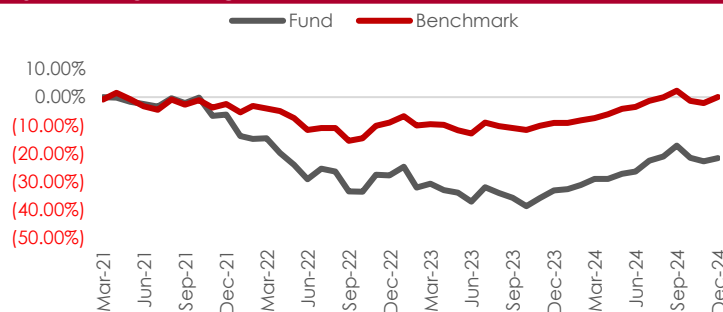
### COUNTRY ALLOCATION

NAME OF COUNTRY	NAV (%)
Malaysia	87.75
Cash & Cash Equivalents	12.25

### ASSET ALLOCATION



### FUND PERFORMANCE



Source: BIMB Investment, data as of 31 December 2024

### CUMULATIVE PERFORMANCE (%)

	YTD	1M	3M	6M	9M	1Y	3Y	SI*
<b>Fund</b>	17.24	1.47	(5.47)	6.44	10.32	17.24	(16.62)	(21.77)
<b>Benchmark</b>	10.06	2.11	(2.24)	3.65	8.10	10.06	2.49	0.01

\*Since Inception

### HISTORICAL PERFORMANCE (%)\*\*

	2021	2022	2023	2024
<b>Fund</b>	(6.17)	(23.12)	(7.50)	17.24
<b>Benchmark</b>	(2.40)	(6.75)	(0.14)	10.06

\*\*Figures are based on calendar year.

### INCOME DISTRIBUTIONS<sup>A</sup>

Monthly (2024)	Jul	Aug	Sep	Oct	Nov	Dec
<b>Net Distribution (Sen/Unit)</b>	0.05	-	0.10	0.10	-	-
<b>Net Distribution Yield (%)</b>	0.31	-	0.58	0.55	-	-

<sup>A</sup>Figures are based on fund's financial year end.

\*Note: Performance figures are based on NAV per unit and the Fund's total return has been verified by Novagni Analytics and Advisory Sdn. Bhd.

### TOP HOLDINGS

NAME OF HOLDING	NAV (%)
Gamuda Berhad	7.32
BIMB-Arabesque i Global Dividend Fund 1- RM Class	6.36
Unisem (M) Berhad	4.90
BIMB Global Shariah-ESG Technology Fund - RM Class	4.36
AL-Aqar Healthcare REIT	4.06
Sunway Bhd	3.97
IHH Healthcare Bhd	3.89
Sunway Construction Group Berhad	3.84
Tenaga Nasional Bhd	3.75
Dayang Enterprise Holdings Berhad	3.69

### SECTORS ALLOCATION

NAME OF SECTOR	NAV (%)
Construction	17.73
Real Estate	14.13
Financials	10.72
Information Technology	10.57
Health Care	8.29
Industrials	6.89
Materials	6.26
Utilities	3.75
Energy	3.69
Communication Services	3.52
Consumer Staples	1.17
Consumer Discretionary	1.04

## FUND MANAGER'S REVIEW, OUTLOOK AND STRATEGY

In a widely anticipated move, the U.S. Federal Reserve (Fed) cut the Fed Funds Rate (FFR) by 25 basis points (bps) to a target range of 4.25%-4.5%. Nonetheless, in terms of the forward guidance, the Fed indicated that it probably would only reduce the rate by additional 50 bps in 2025 as compared to 100bps indicated in their September's dot plot. The change in outlook came as inflation remains above the 2% target while labor market and economic outlooks remain positive. The Fed lowered its expected unemployment rate for 2024 to 4.2%, while headline and core inflation gauge were pushed higher to respective estimates of 2.4% and 2.8%, slightly higher than the September estimate.

On local front, Malaysia's inflation increased 1.8% in November year-on-year, slower than expected and lower than the 1.9% increase in October. November's disinflation was driven by a slower increase in the main groups of health and transport while inflation for food & beverages increased at a higher rate of 2.6% as compared to 2.3% in October.

Global bond yields broadly moved higher in December after the Fed's decision. The 10-year U.S. Treasury yields rose 40bps on the month to close at 4.57%. Local bonds fared much better in December as government bond yields only rose up to 3bps. The 10-year Malaysian Government Securities (MGS) yield closed that year at 3.81%, 8bps higher as compared to 2023's closing level.

Global equity markets showcased varied performance in 2024. The S&P 500 and Nasdaq Index delivered impressive annual returns of 23.31% and 28.64%, respectively. However, the S&P 500 slipped 2.50% in December, while the Nasdaq posted a modest 0.48% gain for the month, driven by optimism surrounding rate cuts, economic resilience, and artificial intelligence advancements. In contrast, the MSCI Europe Index dipped 0.53% month-on-month (MoM) in December, pressured by monetary policy uncertainties and high valuations. Meanwhile, the DJIA fell 5.27% in December, ending the year with a respectable 12.88% annual gain.

The Asia-Pacific region delivered mixed results. Japan's Nikkei 225 and Taiwan's TAIEX led December performance with gains of 4.41% and 3.47%, respectively. Conversely, South Korea's KOSPI and India's Nifty 50 were the month's worst performers, declining 2.30% and 2.02%, respectively. Taiwan's TAIEX surged 28.47% year-to-date (YTD) in 2024, supported by robust industrial production and growing technology demand. In contrast, South Korea's KOSPI dropped 9.63% YTD, hampered by political turmoil following President Yoon Suk Yeol's failed attempt at martial law and subsequent suspension.

The Malaysian equity market experienced a robust 2024, especially during the first half of the year. The FTSE Bursa Malaysia Index Series recorded broad-based growth, with several indices surpassing 15%. While foreign investors were significant contributors to the market in the first three quarters, net selling emerged in the last quarter. December marked a strong close for Malaysian equities, with the FBMKLCI rising 3.01% and the FBM EMAS Shariah gaining 4.62%.

Malaysia's equity market outlook remains optimistic, underpinned by Gross Domestic Product (GDP) growth, abundant local liquidity, and sector-specific drivers such as data center expansion and public infrastructure projects. Tourism-related industries are well-positioned for growth, bolstered by a weaker ringgit and supportive policies. Additionally, state-driven initiatives and strategic investments in Johor, Sarawak, and Penang are expected to sustain momentum, enhancing Malaysia's competitiveness and investment appeal in 2025.

### Note:

Based on the Fund's portfolio returns as at **10 January 2025** the Volatility Factor (VF) for this Fund is **11.4** and is classified as "**Moderate**". The VF means there is a possibility for the Fund in generating an upside return or downside return around this VF. The Volatility Class (VC) is assigned by Lipper based on quintile ranks of VF for qualified Funds. VF is subject to monthly revision and VC will be revised every six months. The Fund's portfolio may have changed since this date and there is no guarantee that the Fund will continue to have the same VF or VC in the future. Presently, only Funds launched in the market for at least 36 months will display the VF and its VC.

Lipper Ratings for Total Return reflect fund historic total return performance relative to peers. Lipper Ratings for Consistent Return reflect fund historical risk-adjusted returns relative to peers. Lipper Ratings for Preservation are relative, rather than absolute.

### IMPORTANT INFORMATION:

- Investors are advised to read and understand the contents of the Prospectus of Makmur myWakaf Fund dated 28 September 2023, its supplemental (if any) and the Fund's Product Highlight Sheet (PHS) before investing, which have been registered with the Securities Commission Malaysia (SC) who takes no responsibility for its contents. A copy of the Prospectus and PHS can be obtained from the Head Office of BIMB Investment Management Berhad or at [www.bimbinvestment.com.my](http://www.bimbinvestment.com.my). PHS is available and that investors have the right to request for PHS. The PHS and any other product disclosure document should be read and understood before making any investment decision. The SC's approval or authorization, or the registration of the Prospectus should not be taken to indicate that the SC has recommended the Fund.
- There are fees and charges involved and investors are advised to compare and consider the fees, charges and costs involved before investing in the Fund. Investments in the Fund are exposed to risk, please refer to the Prospectus or its supplemental (if any), and PHS for detailed information. Investors are advised to consider the risks in the Fund and should make their own risk assessment and seek professional advice, where necessary, prior to investing. Investors should also note that the price of units and distribution payables, if any, may fluctuate, and past performance of the Fund should not be taken as indicative of its future performance.
- Investors are also advised that, where a unit split/distribution is declared, the NAV per unit will be reduced from pre-unit split NAV/cum-distribution NAV to post-unit split NAV/ex-distribution NAV. Where a unit split is declared, the value of their investment in Malaysian Ringgit will remain unchanged after the distribution of the additional units.
- Any issue of units to which the Prospectus or its supplemental, and PHS relates will only be made upon receipt of the completed application form referred to in and accompanying the Prospectus or its supplemental (if any), and PHS, subject to the terms and conditions therein.
- This Fund Fact Sheet is prepared for information purposes only. It does not have regard to the specific investment objectives, or the financial situation needs of any specific person who may receive it. Neither the information nor any opinions expressed constitute an offer, or an invitation to make an offer to buy or sell any securities or unit trust. The information contained herein has been obtained from sources believed in good faith to be reliable, however, no guarantee is given in its accuracy or completeness. All opinions in respect of market review, Fund review and outlook constitute the Manager's judgments as of the date of the issuance of this fact sheet and are subject to change without notice. Past performance is not necessarily a guide for future performance and income distributions are not guaranteed. Returns may vary from year to year. The ranking provided should not be solely relied upon and investors should also note that the ranking is likely to change. This Fund Fact Sheet has not been reviewed by the SC.