

MAKMUR MYWAKAF FUND

SEMI-ANNUAL REPORT FOR THE FINANCIAL
PERIOD ENDED 30 JUNE 2024

*LAPORAN PERTENGAHAN TAHUN BAGI TEMPOH
KEWANGAN BERAKHIR 30 JUN 2024*

BIMB INVESTMENT
A BANK ISLAM
SUBSIDIARY

MANAGER:

BIMB INVESTMENT MANAGEMENT BERHAD 199301021508 (276246-X)

TABLE OF CONTENT

No.	Particulars	Page
1.0	Manager's Report	1
1.1	Fund Name/ Fund Type/ Fund Category/ Fund Investment Objective/ Fund Performance Benchmark/ Fund Distribution Policy	1
1.2	Performance for the Financial Period Ended 30 June 2024	2
1.3	Economy and Market Review	6
1.4	Market Outlook and Strategy	7
1.5	Asset Allocation as at 30 June	8
1.6	Other Performance Data for the Financial Period Ended 30 June	9
1.7	Unit Holdings as at 30 June 2024	12
1.8	Policy on Rebate and Soft Commission	13
1.9	Office Closure Notification	13
2.0	Directors' Declaration Report	26
3.0	Trustee's Report	27
4.0	Shariah Adviser's Report	28
5.0	Financial Statements (Unaudited)	29
6.0	Corporate Directory	65

1.0 Manager's Report

Dear Unit Holders,

We are pleased to present the Manager's Report of Makmur myWakaf Fund (Fund) for the financial period ended 30 June 2024.

1.1 Fund Name/ Fund Type/ Fund Category/ Fund Investment Objective/ Fund Performance Benchmark/ Fund Distribution Policy

Fund Name	Makmur myWakaf Fund
Fund Type	Income
Fund Category	Mixed Assets (Shariah Compliant)
Fund Investment Objective	<p>The Fund aims to facilitate investors who wish to channel a part of their investment returns for Wakaf purpose.</p> <p>The Fund aims to generate income through a diversified portfolio of Shariah-compliant investments across different asset classes both locally and globally.</p> <p><i>Any material changes to the Fund's investment objective would require Unit Holders' approval.</i></p>
Fund Performance Benchmark	<p>50% 12-month Term Deposit-i Tawarruq of Bank Islam Malaysia Berhad + 50% FTSE Bursa Malaysia EMAS Shariah Index.</p> <p>This benchmark is selected as it reflects the Fund's investments into the various asset classes that may range between 10% to 90% of the Fund's NAV through tactical approach.</p> <p>Note: The benchmark is only as a reference for investment comparison purposes. The risk profile of the Fund is not the risk profile of this benchmark.</p>
Fund Distribution Policy	<p>Subject to availability of income, income distribution will be made monthly.</p> <p>The income of the Fund is computed based on the net realised income of the Fund at each month end. 50% of the Fund's monthly income distribution, if any, will be disbursed as Wakaf Asset. In the case where there is no net realised income for a particular month, no Wakaf Asset will be disbursed accordingly.</p> <p>For the above purpose, by investing in the Fund, Unit Holder agrees to appoint Association of Islamic Banking and Financial Institution Malaysia (AIBIM) (or any other institution or organisations as nominated by the Manager in accordance with the SC Guidelines) to distribute the Wakaf Asset to identified Wakaf projects under myWakaf initiative.</p>

1.2 Performance for the Financial Period Ended 30 June 2024

1.2.1 Performance Review

For the financial period under review, Makmur myWakaf Fund (“the Fund”) registered a return of 11.58% compared to its benchmark’s return of 6.84% for RM class, 9.01% as compared to benchmark return 5.50% for USD class, and 11.55% as compared to benchmark return 7.04% for AUD class.

The selected performance benchmark for the Fund is 50% 12-month Term Deposit-i Tawarruq of Bank Islam Malaysia Berhad + 50% FTSE Bursa Malaysia EMAS Shariah Index (FBMS).

The Fund's performance was bolstered by the strong performance of the local market, with the FBMS Index rising by 14.23% during the review period. This positive momentum contributed to a rebound in growth-oriented stocks, particularly in the construction, property, and healthcare sectors.

The Fund had achieved its investment objective to generate income through a diversified portfolio of Shariah-compliant investments and facilitate investor who wish to channel a part of their investment returns for Wakaf purpose. For the financial period under review, the Fund has declared income distribution amounting to RM143,854.62, of which RM71,927.01 has been channeled for Wakaf purpose.

As at 30 June 2024, the Fund was 65.34% invested in domestic Shariah-compliant equities, 18.75% in Islamic collective investment schemes (CIS), and the remaining in cash and cash equivalents. The Fund’s total Net Asset Value (NAV) as at 30 June 2024 was RM8.6 million comprising three currency classes which are Malaysian Ringgit, US Dollar and Australian Dollar.

For the financial year under review, the Fund complied with the requirements of the Guidelines on Sustainable and Responsible Investment (SRI) Funds. The proportion of underlying investments that were consistent with the SRI Fund’s policies, strategies, and sustainability risk considerations was taken into account in the SRI Fund’s investment decision-making process.

S-Ray® is the Investment Advisor’s proprietary assessment of non-financial risk factors such as Environmental, Social, and Governance (ESG) issues as well as alignment with the principles of the United Nations Global Compact (UNGC).

a. *UNGC: Through S-Ray®, companies with poor performance on the UNGC principles regarding human rights, labour rights, environment and anti-corruption are excluded. Poor performance based on the UNGC principles is when a company’s ESG Book-UNGC score is in the worst 5% of all companies.*

b. *ESG: Through S-Ray®, companies with poor performance on ESG topics are excluded. The S-Ray methodology identifies and weights ESG metrics based on their material (positive or negative) impact on financial performance. Poor performance based on ESG topics is where a company’s ESG Book ESG score is in the bottom 25% of the sector.*

During the financial period under review, the Fund has not undertaken any securities lending or repurchase transactions nor cross trade transactions. There was no significant change to the state of affairs of the Fund and no circumstances that materially affect the interest of unit holders that taken place up to the date of this Manager’s Report.

1.2.2 Total Return and Average Total Return for the Financial Period Ended 30 June 2024

RM Class				
Period	The Fund		Benchmark	
	Total Return (%)	Average Total Return (%)	Total Return (%)	Average Total Return (%)
6-Month	13.02	26.04	7.65	15.30
1-Year	18.46	18.46	11.40	11.40
3-Year	-14.39	-4.80	5.81	1.94
Since Inception	-16.13	-5.38	2.87	0.57

USD Class				
Period	The Fund		Benchmark	
	Total Return (%)	Average Total Return (%)	Total Return (%)	Average Total Return (%)
6-Month	10.15	20.30	6.19	12.38
1-Year	17.17	17.17	10.88	10.88
3-Year	-24.69	-8.23	-0.27	-0.09
Since Inception	-26.50	-8.83	-3.52	-1.17

AUD Class				
Period	The Fund		Benchmark	
	Total Return (%)	Average Total Return (%)	Total Return (%)	Average Total Return (%)
6-Month	12.26	24.52	7.47	14.94
1-Year	16.40	16.40	10.80	10.80
3-Year	-15.34	-5.11	5.22	1.74
Since Inception	-15.57	-5.19	2.53	0.84

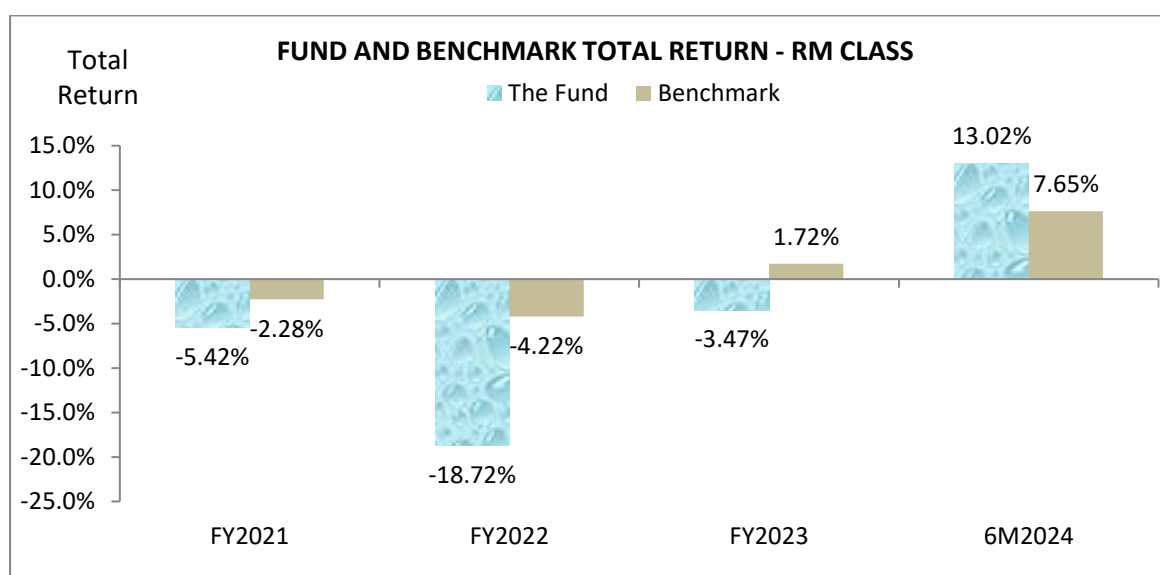
1.2.3 Annual Total Return for the Previous Financial Years

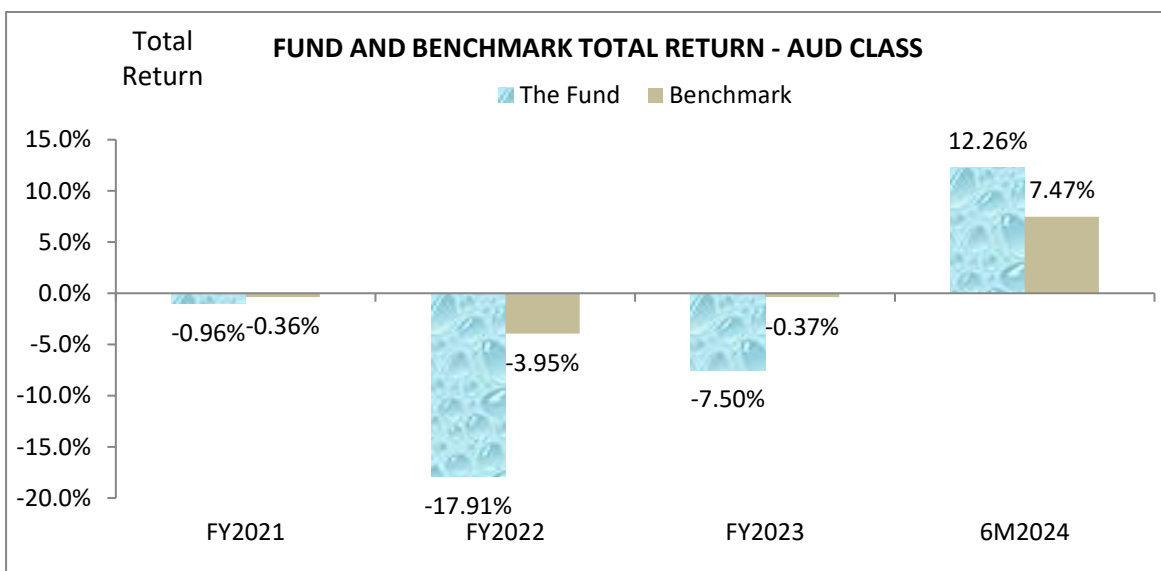
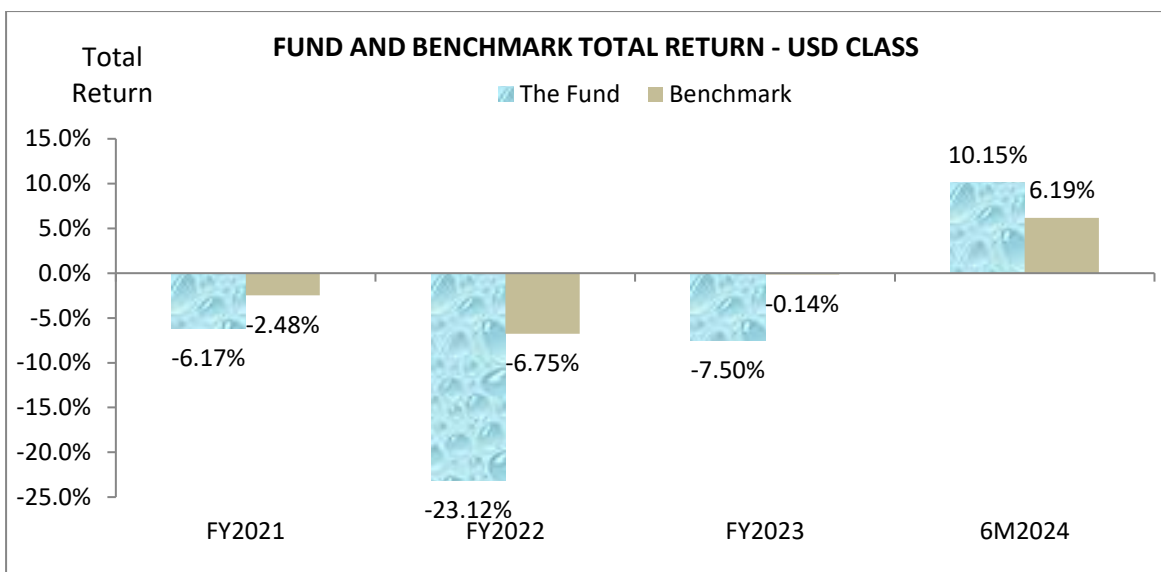
RM Class		
Financial Year	Fund Return(%)	Benchmark Return(%)
31 December 2023	-3.47	1.72
31 December 2022	-18.72	-4.22
31 December 2021	-5.42	-2.28

USD Class		
Financial Year	Fund Return(%)	Benchmark Return(%)
31 December 2023	-7.50	-0.14
31 December 2022	-23.12	-6.75
31 December 2021	-6.17	-2.48

AUD Class		
Financial Year	Fund Return(%)	Benchmark Return(%)
31 December 2023	-7.50	-0.37
31 December 2022	-17.91	-3.95
31 December 2021	-0.96	-0.36

Figure 1: Performance of the Fund versus the Benchmark





Note:

Data Source : BIMB Investment Management Berhad

Data verified by : Novagni Analytics & Advisory Sdn. Bhd.

Benchmark : 50% 12-month Term Deposit-i Tawarruq of Bank Islam Malaysia Berhad + 50% FTSE Bursa Malaysia EMAS Shariah Index

Notes:

1. **Total Return** of the Fund has been verified by Novagni Analytics & Advisory Sdn. Bhd. (363145-W)
2. **Average Total return** is derived by this formula:

$$\frac{\text{Total Return}}{\text{Number of Years under Review}}$$

The calculation of average total return is based on methods obtained from Lipper Asia Ltd.

Past performance is not necessarily indicative of future performance and unit prices and investment returns may go down, as well as up.

1.3 Economy and Market Review

1.3.1 Economy

Global

- American economy accelerated 2.8% year-on-year during the second quarter of 2024, up from 1.3% in the previous quarter. Growth was boosted by a strong consumer, government spending and a sizeable inventory build while personal consumption expenditures price index, a key measure for the Federal Reserve, rose 2.6% for the quarter, down from the 3.4% move in first quarter.
- The Gross Domestic Product (GDP) in the Euro Area had risen 0.3% year-on-year in the second quarter of 2024, lower than previous quarter growth of 1% rise but were higher than market estimates of 0.2% growth.
- The economy expanded by 4.7% year-on-year in the second quarter of 2024, slower growth compared to the 5.3% recorded in first quarter of 2024, but falling short of market estimates of 5.1%. For the first half of 2024, the economy grew by 5.0%.

(Source: Bureau of Economic Analysis, CNBC, Trading Economics)

Local

- Malaysia's GDP expanded 5.8% year-on-year in the second quarter of 2024. The growth was contributed by expansion in manufacturing, services and agriculture sector helped support the strong GDP performance in second quarter.

(Source: Department of Statistics Malaysia and Bank Negara Malaysia)

1.3.2 Market Review

The FTSE Bursa Malaysia EMAS Shariah Index began the review period at 10,988.71 points on 31 December 2023. It briefly declined to its lowest level of 10,978.27 points on 2 January 2024 before climbing to a peak of 12,809.70 points on 13 June 2024. The index ultimately closed at 12,552.70 points on 30 June 2024. Over the six-month review period, the FTSE Bursa Malaysia EMAS Shariah Index gained 1,563.99 points, marking an increase of 14.23%.

(Source: Bloomberg)

1.4 Market Outlook and Strategy

Malaysia's recent diplomatic engagements, led by Prime Minister Dato' Seri Anwar Ibrahim, highlight the country's efforts to strengthen international relations and foster economic collaboration with major global players. Complementing these diplomatic initiatives, Malaysia has introduced investor-friendly policies such as the National Entrepreneurship Policy (NEP), the National Investment Aspirations (NIA) 2030, and the 12th Malaysia Plan Mid-Term Review (12MP-MTR). These initiatives are designed to drive economic growth, enhance competitiveness, and attract foreign investment, particularly in sectors like manufacturing, technology, and services. Continued investment in infrastructure and a focus on entrepreneurship and innovation are expected to stimulate economic activity and create opportunities across various sectors, including the digital economy.

Looking ahead, Malaysia's GDP is expected to grow between 4-5%, supported by resilient consumer spending, sustained private and infrastructure investment, and recoveries in trade-related services and manufacturing industries. The FBM KLCI index is currently trading at a discount, indicating potential upside, with key catalysts including economic transformation initiatives, rising foreign direct investment, and improved corporate earnings. Our investment strategy emphasises a defensive and prudent approach, prioritising selective stock picks and capitalizing on market weaknesses. We focus on both recovery and structural growth themes across sectors such as construction, materials, healthcare, property, utilities, industrials, and technology. This approach enables us to navigate uncertainties while seeking opportunities in value and cyclical growth sectors, ensuring a well-diversified and fundamentally strong portfolio.

1.5 Asset Allocation

Makmur myWakaf Fund	30 June 2024 (%)	31 December 2023 (%)
Investment in Islamic Collective Investment Scheme		
BIMB-Arabesque Global Shariah Sustainable Equity	4.25	-
BIMB-Arabesque I Global Dividend Fund 1-RM Hedged	6.47	6.92
Islamic Real Estate Investment Trusts (REITs)	5.30	7.07
	16.02	13.99
Investment in Quoted Shariah-Compliant Securities in Malaysia		
Construction	10.24	6.12
Consumer products & services	2.64	11.03
Health care	9.95	16.25
Industrial products & services	10.80	3.06
Plantation	-	4.22
Property	9.04	12.36
Technology	7.05	22.02
Telecommunications & media	13.56	-
Utilities	10.35	-
	73.63	75.06
Investment in Foreign Quoted Shariah-compliant Securities		
Quoted in Europe	-	-
Quoted in Japan	-	-
Quoted in Sweden	-	-
Quoted in Switzerland	-	-
Quoted in United States	-	-
	-	-
Cash and Short-term Shariah-compliant investments	10.35	10.95
	100.00	100.00

1.6 Other Performance Data for the Financial Period Ended 30 June and Financial Year Ended 31 December

Makmur myWakaf Fund	30 June 2024	31 December 2023	31 December 2022	31 December 2021
Net Asset Value (NAV) in RM				
- RM Class	8,556,828	7,800,613	8,424,449	10,490,296
- USD Class	3,276	2,930	3,104	3,883
- AUD Class	2,524	2,254	2,382	2,977
Units in Circulation (UIC)				
- RM Class	45,396,440	45,892,372	45,911,212	45,019,588
- USD Class	4,236	4,190	4,098	4,030
- AUD Class	4,212	4,173	4,091	4,029
NAV per Unit in RM				
- RM Class	0.1885	0.0017	0.1835	0.2330
- USD Class	0.1639	0.6994	0.7576	0.9635
- AUD Class	0.1904	0.5402	0.5824	0.7389
NAV per Unit in respective class currencies				
- RM Class	0.1885	0.1700	0.1835	0.2330
- USD Class	0.1639	0.1521	0.1719	0.2311
- AUD Class	0.1904	0.1728	0.1944	0.2441
Highest NAV per unit in respective class currencies				
- RM Class	0.1923	0.1872	0.2338	0.2514
- USD Class	0.1675	0.1818	0.2311	0.2505
- AUD Class	0.1955	0.1975	0.2460	0.2610
Lowest NAV per unit in respective class currencies				
- RM Class	0.1700	0.1623	0.1758	0.2263
- USD Class	0.1501	0.1400	0.1545	0.2213
- AUD Class	0.1728	0.1690	0.1861	0.2385
Total Return (%) ^a				
- RM Class	-20.22	-3.47	-18.72	-5.42
- USD Class	-24.58	-7.50	-23.12	-6.17
- AUD Class	-20.37	-7.50	-17.91	-0.96
Capital Growth (%) ^b				
- RM Class	-21.59	-7.28	-21.38	-6.80
- USD Class	-25.96	-11.46	-25.76	-7.56
- AUD Class	-21.68	-11.15	-20.45	-2.36
Income Return (%) ^c				
- RM Class	1.37	3.81	2.66	1.38
- USD Class	1.38	3.96	2.64	1.39
- AUD Class	1.31	3.65	2.54	1.40
Total Gross Distribution per Unit (sen)				
- RM Class	0.32	0.70	0.62	0.36
- USD Class	0.32	0.68	0.61	0.36
- AUD Class	0.32	0.71	0.62	0.36

Makmur myWakaf Fund	30 June 2024	31 December 2023	31 December 2022	31 December 2021
Total Net Distribution per Unit (sen)				
- RM Class	0.35	0.70	0.62	0.36
- USD Class	0.35	0.68	0.61	0.36
- AUD Class	0.35	0.71	0.62	0.36
Monthly Distribution - January				
NAV per Unit before Distribution in respective class currencies				
- RM Class	0.1770	0.1859	0.2134	-
- USD Class	0.1540	0.1807	0.2105	-
- AUD Class	0.1803	0.1956	0.2314	-
NAV per Unit after Distribution in respective class currencies				
- RM Class	0.1765	0.1855	0.2124	-
- USD Class	0.1535	0.1803	0.2095	-
- AUD Class	0.1798	0.1952	0.2304	-
Monthly Distribution - February				
NAV per Unit before Distribution in respective class currencies				
- RM Class	0.1802	0.1770	0.2135	-
- USD Class	0.1562	0.1631	0.2101	-
- AUD Class	0.1857	0.1860	0.2227	-
NAV per Unit after Distribution in respective class currencies				
- RM Class	0.1797	0.1765	0.2131	-
- USD Class	0.1557	0.1626	0.2097	-
- AUD Class	0.1852	0.1855	0.2223	-
Monthly Distribution - March				
NAV per Unit before Distribution in respective class currencies				
- RM Class	0.1846	0.1750	0.2120	-
- USD Class	0.1606	0.1634	0.2078	-
- AUD Class	0.1906	0.1880	0.2132	-
NAV per Unit after Distribution in respective class currencies				
- RM Class	0.1836	0.1745	0.2115	-
- USD Class	0.1596	0.1629	0.2073	-
- AUD Class	0.1896	0.1875	0.2127	-
Monthly Distribution - April				
NAV per Unit before Distribution in respective class currencies				
- RM Class	0.1855	0.1711	0.2065	-
- USD Class	0.1596	0.1581	0.1956	-
- AUD Class	0.1907	0.1848	0.2115	-
NAV per Unit after Distribution in respective class currencies				
- RM Class	0.1850	0.1706	0.2060	-
- USD Class	0.1591	0.1576	0.1951	-
- AUD Class	0.1902	0.1843	0.2110	-

Makmur myWakaf Fund	30 June 2024	31 December 2023	31 December 2022	31 December 2021
Monthly Distribution - May				
NAV per Unit before Distribution in respective class currencies				
- RM Class	0.1871	0.1725	0.1945	-
- USD Class	0.1632	0.1546	0.1835	-
- AUD Class	0.1902	0.1826	0.1966	-
NAV per Unit after Distribution in respective class currencies				
- RM Class	0.1866	0.1720	0.1941	-
- USD Class	0.1627	0.1541	0.1831	-
- AUD Class	0.1897	0.1821	0.1962	-
Monthly Distribution - June				
NAV per Unit before Distribution in respective class currencies				
- RM Class	0.1890	0.1671	0.1834	0.2455
- USD Class	0.1644	0.1476	0.1719	0.2444
- AUD Class	0.1909	0.1700	0.1919	0.2489
NAV per Unit after Distribution in respective class currencies				
- RM Class	0.1885	0.1666	0.1830	0.2450
- USD Class	0.1639	0.1471	0.1715	0.2439
- AUD Class	0.1904	0.1695	0.1915	0.2484
Total Expenses Ratio (TER)(%) ^d	1.10	2.34	2.24	1.72
Portfolio Turnover Ratio (PTR)(times) ^e	1.63	1.57	1.08	1.18

*PTR for financial period ended 30 June 2024 was higher than the previous financial year due to higher average purchases and sales amount by the Fund during the financial period.

Note:

- a) **Return of the Fund** = $\frac{\text{NAV per unit (end of period)}}{\text{NAV per unit (opening of period)}} - 1$
- b) **Capital Growth** = Total Return of the Fund – Income Return
- c) **Income Return** = $(\text{Income Distribution per Unit} / \text{NAV per Unit}) \times 100$
- d) **Total Expenses Ratio** = It is the total management expenses expressed as an annual percentage of the Fund's average Net Asset Value.
- e) **Portfolio Turnover Ratio** = It represents the average of the total acquisitions and disposals of the investment in the Fund for the semi-annual period over the average Net Asset Value of the Fund calculated on a daily basis

1.7 Unit Holdings as at 30 June 2024

Size of Holdings	RM Class			
	No. of Unit Holders		No. of Units Held	
	No.	%	Units	%
5,000 and below	1,367	97.64	296,718.17	0.65
5,001 to 10,000	10	0.71	68,953.49	0.15
10,001 to 50,000	18	1.29	427,490.82	0.94
50,001 to 500,000	2	0.14	153,300.70	0.34
500,001 and above	2	0.14	44,445,758.31	97.91
Units Held by Holders	1,399	99.93	45,392,221.49	99.99
Unit Held by Manager	1	0.07	4,218.85	0.01
Grand Total for the Fund	1,400	100.00	45,392,221.49	100.00

Size of Holdings	USD Class			
	No. of Unit Holders		No. of Units Held	
	No.	%	Units	%
5,000 and below	-	-	-	-
5,001 to 10,000	-	-	-	-
10,001 to 50,000	-	-	-	-
50,001 to 500,000	-	-	-	-
500,001 and above	-	-	-	-
Units Held by Holders	-	-	-	-
Unit Held by Manager	1	100.00	4,236.06	100.00
Grand Total for the Fund	1	100.00	4,236.06	100.00

Size of Holdings	AUD Class			
	No. of Unit Holders		No. of Units Held	
	No.	%	Units	%
5,000 and below	-	-	-	-
5,001 to 10,000	-	-	-	-
10,001 to 50,000	-	-	-	-
50,001 to 500,000	-	-	-	-
500,001 and above	-	-	-	-
Units Held by Holders	-	-	-	-
Unit Held by Manager	1	100.00	4,212.16	100.00
Grand Total for the Fund	1	100.00	4,212.16	100.00

1.8 Policy on Rebate and Soft Commission

Any rebates received by the Manager will be directed to the account of the Fund. Any soft commissions received from the brokers which is in the form of research and advisory services that assist in the decision-making process relating to the Fund's investment may be retained by the Manager.

For the financial period under review, the Manager had received on behalf of the Fund, soft commissions from brokers in the form of research and advisory services which are of demonstrable benefit to Unitholders of the Fund and the Manager also confirmed there was no churning of trades.

1.9 Office Closure Notification

Please be informed that BIMB Investment's Johor Office located at No 33B, Jalan Indah 15/2, 2nd Floor, Taman Bukit Indah, 79100, Nusajaya, Johor and Kelantan Office located at PT 433 & 434 Tingkat 2, Jalan Padang Garong, 15000 Kota Bharu, Kelantan have ceased operations effective 31 January 2024 and 4 April 2024 respectively.

For and on behalf of

The Manager

BIMB INVESTMENT MANAGEMENT BERHAD

Date: 26 August 2024

1.0 Laporan Pengurus

Para Pemegang Unit,

Kami dengan sukacitanya membentangkan Laporan Pengurus Makmur myWakaf Fund ("Dana") bagi tempoh kewangan berakhir 30 Jun 2024.

1.1 Nama Dana/ Jenis Dana/ Kategori Dana/ Objektif Pelaburan Dana/ Penanda Aras Dana/ Polisi Agihan Dana

Nama Dana	Makmur myWakaf Fund
Jenis Dana	Pendapatan
Kategori Dana	Aset Campuran (Patuh Shariah)
Objektif Pelaburan	<p>Dana ini bertujuan untuk memudahkan pelabur yang ingin menyalurkan sebahagian daripada pulangan pelaburan mereka untuk tujuan Wakaf.</p> <p>Dana ini menyasarkan untuk menjana pendapatan melalui kepelbagaian portfolio pelaburan patuh Shariah merentas kelas aset yang berbeza di peringkat tempatan dan global.</p> <p><i>Sebarang perubahan penting kepada objektif pelaburan Dana memerlukan kelulusan Pemegang Unit.</i></p>
Penanda Aras	<p>50% Kadar 12-bulan Deposit Bertempoh-i Tawarruq Bank Islam Malaysia Berhad + 50% Indeks Shariah EMAS FTSE Bursa Malaysia (FBMS).</p> <p>Penanda aras ini dipilih kerana ia mencerminkan pelaburan Dana ke dalam pelbagai kelas aset yang berkisar antara 10% hingga 90% daripada Nilai Aset Bersih (NAB) Dana melalui pendekatan taktikal.</p> <p><i>Nota: Penanda aras hanya sebagai rujukan untuk tujuan perbandingan pelaburan. Profil risiko Dana bukanlah profil risiko penanda aras ini.</i></p>
Polisi Agihan	<p>Tertakluk kepada ketersediaan pendapatan, agihan pendapatan akan dibuat setiap bulan.</p> <p>Pendapatan Dana dikira berdasarkan pendapatan realisasi bersih Dana pada setiap akhir bulan. 50% daripada pengagihan pendapatan bulanan Dana, jika ada, akan diagihkan sebagai Aset Wakaf. Dalam kes di mana tiada pendapatan direalisasikan bersih untuk bulan tertentu, tiada Aset Wakaf akan dikeluarkan.</p> <p>Untuk tujuan di atas, dengan melabur dalam Dana, Pemegang Unit bersetuju untuk melantik AIBIM (atau mana-mana institusi atau organisasi lain yang dicalonkan oleh Pengurus mengikut Garis Panduan SC) untuk mengagihkan Aset Wakaf kepada projek Wakaf yang dikenal pasti di bawah inisiatif myWakaf.</p>

1.2 Pencapaian bagi Tempoh Kewangan Berakhir pada 30 Jun 2024

1.2.1 Kajian Prestasi

Bagi tempoh kewangan dalam kajian, Makmur myWakaf Fund ("Dana") mencatatkan pulangan sebanyak 13.02% berbanding pulangan penanda aras sebanyak 7.65% untuk kelas RM, 10.15% berbanding pulangan penanda aras 6.19% untuk kelas USD, dan 12.26% berbanding pulangan penanda aras 7.47% untuk kelas AUD.

Penanda aras prestasi terpilih untuk Dana ialah 50% Kadar 12-bulan Deposit Bertempoh-i Tawarruq Bank Islam Malaysia Berhad + 50% Indeks Shariah EMAS FTSE Bursa Malaysia.

Prestasi Dana telah diperkukuhkan oleh prestasi mantap pasaran tempatan, di mana Indeks FBMS meningkat sebanyak 14.23% sepanjang tempoh tinjauan. Momentum positif ini menyumbang kepada pemulihan dalam saham berorientasikan pertumbuhan, terutamanya dalam sektor pembinaan, hartanah, dan penjagaan kesihatan.

Dana telah mencapai objektif pelaburannya untuk menjana pendapatan melalui portfolio terpelbagai pelaburan patuh Shariah dan memudahkan pelabur yang ingin menyalurkan sebahagian daripada pulangan pelaburan mereka untuk tujuan Wakaf. Bagi tempoh kewangan dalam tinjauan, Dana telah mengisytiharkan pengagihan pendapatan berjumlah RM143,854.62, yang mana RM71,927.01 telah disalurkan untuk tujuan Wakaf.

Setakat 30 Jun 2024, Dana telah melaburkan 73.43% dalam ekuiti patuh Shariah domestik, 15.97% dalam skim pelaburan kolektif Islam, dan selebihnya dalam pasaran tunai dan setara tunai. Jumlah Nilai Aset Bersih (NAB) Dana pada 30 Jun 2024 ialah RM8.58 juta yang terdiri daripada tiga kelas mata wang iaitu Ringgit Malaysia, Dolar Amerika Syarikat dan Dolar Australia.

Bagi tahun kewangan dalam kajian, Dana telah mematuhi keperluan Garis Panduan Dana Pelaburan Mampan dan Bertanggungjawab (SRI). Peratusan pelaburan asas yang konsisten dengan dasar, strategi, dan pertimbangan risiko kelestarian Dana SRI diambil kira dalam proses membuat keputusan pelaburan Dana SRI.

S-Ray® merupakan penilaian eksklusif oleh Penasihat Pelaburan terhadap faktor risiko bukan kewangan seperti isu-isu Alam Sekitar, Sosial, dan Tadbir Urus (ESG), serta keserasian dengan prinsip-prinsip Kompak Global Pertubuhan Bangsa-bangsa Bersatu (PBB atau UNGC).

a. *UNGC: Melalui S-Ray®, syarikat-syarikat dengan prestasi buruk berdasarkan prinsip-prinsip UNGC mengenai hak asasi manusia, hak pekerjaan, alam sekitar, dan anti-rasuah akan dikecualikan. Prestasi buruk berdasarkan prinsip-prinsip UNGC ditentukan oleh skor ESG Book-UNGC dan syarikat-syarikat yang berada dalam lingkungan 5% terburuk di kalangan semua syarikat akan dikecualikan.*

b. *ESG: Melalui S-Ray®, syarikat-syarikat dengan prestasi buruk dalam topik ESG juga akan dikecualikan. Metodologi S-Ray mengenalpasti dan memberi wajaran metrik ESG berdasarkan impak material (positif atau negatif) terhadap prestasi kewangan. Skor ESG syarikat-syarikat yang berada dalam lingkungan 25% terbawah dalam sektor tersebut dianggap berprestasi buruk.*

Bagi tempoh kewangan dalam tinjauan, Dana tidak menjalankan sebarang urusan niaga pinjaman sekuriti atau pembelian semula mahupun urusan niaga silang. Tiada perubahan ketara kepada dalam hal ehwal Dana dan tidak berlaku keadaan yang secara material memberi kesan kepada kepentingan pemegang unit sehingga tarikh Laporan Pengurus ini disediakan.

1.2.2 Jumlah Pulangan dan Purata Jumlah Pulangan bagi Tempoh Kewangan Berakhir 30 Jun 2024

Kelas RM				
Tempoh	Dana		Penanda Aras	
	Jumlah Pulangan (%)	Purata Jumlah Pulangan (%)	Jumlah Pulangan (%)	Purata Jumlah Pulangan (%)
Tempoh 6-Bulan	13.02	26.04	7.65	15.30
Tempoh 1-Tahun	18.46	18.46	11.40	11.40
Tempoh 3-Tahun	-14.39	-4.80	5.81	1.94
Sejak Penubuhan	-16.13	-5.38	2.87	0.57

Kelas USD				
Tempoh	Dana		Penanda Aras	
	Jumlah Pulangan (%)	Purata Jumlah Pulangan (%)	Jumlah Pulangan (%)	Purata Jumlah Pulangan (%)
Tempoh 6-Bulan	10.15	20.30	6.19	12.38
Tempoh 1-Tahun	17.17	17.17	10.88	10.88
Tempoh 3-Tahun	-24.69	-8.23	-0.27	-0.09
Sejak Penubuhan	-26.50	-8.83	-3.52	-1.17

Kelas AUD				
Tempoh	Dana		Penanda Aras	
	Jumlah Pulangan (%)	Purata Jumlah Pulangan (%)	Jumlah Pulangan (%)	Purata Jumlah Pulangan (%)
Tempoh 6-Bulan	12.26	24.52	7.47	14.94
Tempoh 1-Tahun	16.40	16.40	10.80	10.80
Tempoh 3-Tahun	-15.34	-5.11	5.22	1.74
Sejak Penubuhan	-15.57	-5.19	2.53	0.84

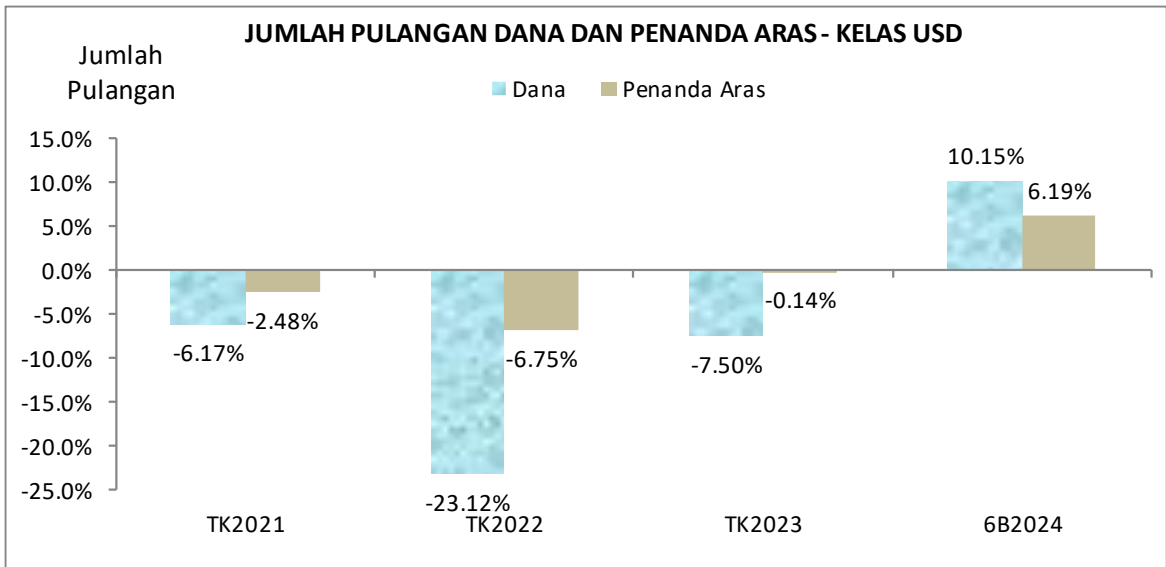
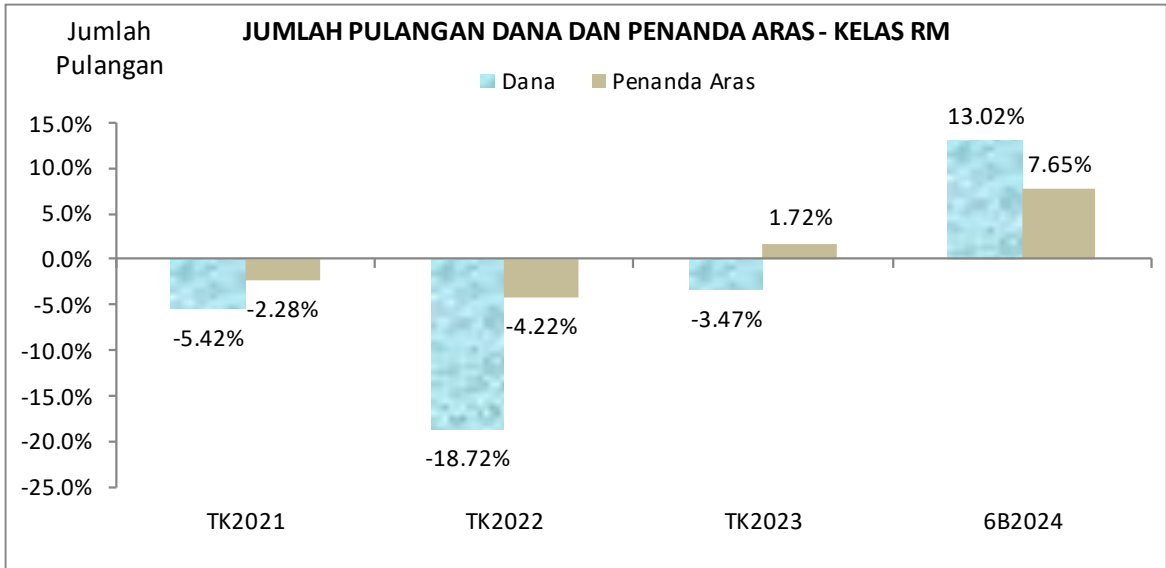
1.2.3 Jumlah Pulangan Tahunan bagi Tahun-tahun Kewangan yang lalu

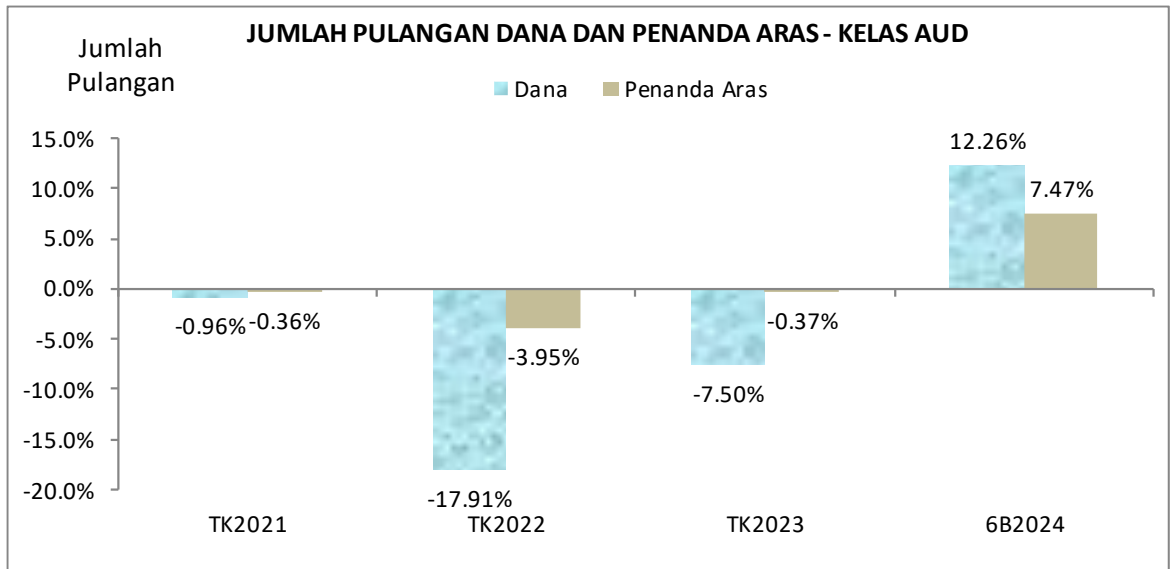
Kelas RM		
Tahun Kewangan	Pulangan Dana (%)	Pulangan Penanda Aras (%)
31 Disember 2023	-3.47	1.72
31 Disember 2022	-18.72	-4.22
31 Disember 2021	-5.42	-2.28

Kelas USD		
Tahun Kewangan	Pulangan Dana (%)	Pulangan Penanda Aras (%)
31 Disember 2023	-7.50	-0.14
31 Disember 2022	-23.12	-6.75
31 Disember 2021	-6.17	-2.48

Kelas AUD		
Tahun Kewangan	Pulangan Dana (%)	Pulangan Penanda Aras (%)
31 Disember 2023	-7.50	-0.37
31 Disember 2022	-17.91	-3.95
31 Disember 2021	-0.96	-0.36

Rajah 1: Prestasi Dana berbanding Penanda Aras





Nota:

Sumber Data : BIMB Investment Management Berhad

Data disahkan oleh : Novagni Analytics & Advisory Sdn. Bhd.

Penanda Aras : 50% Kadar 12-bulan Deposit Bertempoh-i Tawarruq Bank Islam Malaysia Berhad + 50% Indeks Shariah EMAS FTSE Bursa Malaysia

Nota:

- Jumlah Pulangan Dana** telah disahkan oleh Novagni Analytics & Advisor Sdn. Bhd. (363145-W)
- Purata Jumlah Pulangan** adalah berpandukan formula berikut:

$$\frac{\text{Jumlah Pulangan}}{\text{Bilangan Tahun Dalam Kajian}}$$

Pengiraan purata jumlah pulangan adalah berdasarkan kaedah yang diperolehi dari Lipper Asia Ltd.

Prestasi masa lepas tidak semestinya menjadi petunjuk prestasi masa depan dan harga unit serta pulangan pelaburan mungkin turun atau naik.

1.3 Kajian Ekonomi dan Pasaran

1.3.1 Ekonomi

Global

- Ekonomi Amerika Syarikat (AS) meningkat 2.8% tahun ke tahun pada suku kedua 2024, meningkat daripada 1.3% pada suku sebelumnya. Pertumbuhan dirangsang oleh pengguna yang kukuh, perbelanjaan kerajaan dan pembinaan inventori yang besar manakala indeks harga perbelanjaan penggunaan peribadi, ukuran utama untuk Bank Pusat Amerika, meningkat 2.6% untuk suku tersebut, turun daripada pergerakan 3.4% pada suku pertama 2024.
- Ekonomi zon Keluaran Dalam Negara Kasar (KDNK) zon Euro telah meningkat 0.3% tahun ke tahun pada suku kedua 2024, lebih rendah daripada pertumbuhan suku sebelumnya sebanyak kenaikan 1% tetapi lebih tinggi daripada anggaran pasaran pertumbuhan 0.2%.
- Ekonomi China berkembang sebanyak 4.7% tahun ke tahun pada suku kedua 2024, pertumbuhan yang lebih perlahan berbanding 5.3% yang direkodkan pada suku pertama 2024,

tetapi kurang daripada anggaran pasaran sebanyak 5.1%. Untuk separuh pertama 2024, ekonomi berkembang sebanyak 5.0%.

(Sumber: Bureau of Economic Analysis, CNBC, Trading Economics)

Dalam Negara

- KDNK Malaysia berkembang 5.8% tahun ke tahun pada suku kedua 2024. Pertumbuhan itu disumbangkan oleh pengembangan dalam sektor pembuatan, perkhidmatan dan pertanian yang membantu menyokong prestasi KDNK yang kukuh pada suku kedua.

(Sumber: Jabatan Perangkaan Malaysia dan Bank Negara Malaysia)

1.3.2 Kajian Pasaran

Indeks Syariah EMAS FTSE Bursa Malaysia memulakan tempoh tinjauan pada paras 10,988.71 mata pada 31 Disember 2023. Ia mengalami penurunan singkat ke paras terendah iaitu 10,978.27 mata pada 2 Januari 2024 sebelum meningkat ke puncak tertinggi sebanyak 12,809.70 mata pada 13 Jun 2024. Indeks ini akhirnya ditutup pada 12,552.70 mata pada 30 Jun 2024. Sepanjang tempoh enam bulan tinjauan, Indeks Syariah EMAS FTSE Bursa Malaysia mencatatkan peningkatan sebanyak 1,563.99 mata, atau 14.23%.

(Sumber: Bloomberg)

1.4 Tinjauan Pasaran dan Strategi

Usaha diplomatik terkini Malaysia, yang diterajui oleh Perdana Menteri Dato' Seri Anwar Ibrahim bersama pemain global utama, menekankan usaha negara untuk memperkukuh hubungan antarabangsa dan memupuk kerjasama ekonomi. Seiring dengan usaha diplomatik ini, Malaysia telah memperkenalkan dasar mesra pelabur seperti Dasar Keusahawanan Nasional (DKN), Aspirasi Pelaburan Nasional (NIA) 2030, dan Kajian Separuh Penggal Rancangan Malaysia Ke-12 (KSP RMK12). Inisiatif-inisiatif ini bertujuan untuk memacu pertumbuhan ekonomi, meningkatkan daya saing, dan menarik pelaburan asing, terutamanya dalam sektor-sektor seperti pembuatan, teknologi, dan perkhidmatan. Pelaburan berterusan dalam projek infrastruktur dan fokus terhadap keusahawanan dan inovasi dijangka merangsang aktiviti ekonomi serta mencipta peluang dalam pelbagai sektor, termasuk ekonomi digital.

Melangkah ke hadapan, Malaysia dijangka mencatat pertumbuhan KDNK antara 4-5%, disokong oleh perbelanjaan pengguna yang berdaya tahan, pelaburan swasta dan infrastruktur yang berterusan, serta pemulihan dalam perkhidmatan berkaitan perdagangan dan industri pembuatan. Indeks FBM KLCI didagangkan pada harga diskaun, menunjukkan potensi kenaikan, dengan pemangkin utama termasuk inisiatif transformasi ekonomi, peningkatan pelaburan langsung asing, dan peningkatan pendapatan korporat. Strategi pelaburan kami menekankan pendekatan defensif dan berhemat, dengan memberi keutamaan kepada pemilihan saham yang terpilih serta memanfaatkan kelemahan pasaran. Kami memberi tumpuan kepada tema pemulihan dan pertumbuhan struktur merentas pelbagai sektor seperti pembinaan, bahan, penjagaan kesihatan, hartanah, utiliti, perindustrian, dan teknologi. Pendekatan ini membolehkan kami mengharungi ketidakpastian sambil mencari peluang dalam sektor pertumbuhan nilai dan kitaran, memastikan portfolio yang pelbagai, kukuh, dan berasaskan fundamental yang baik.

1.5 Peruntukan Aset

Makmur myWakaf Fund	30 Jun 2024 (%)	31 Disember 2023 (%)
Pelaburan dalam Skim Pelaburan Kolektif Islam		
BIMB-Arabesque Global Shariah Sustainable Equity	4.25	-
BIMB-Arabesque I Global Dividend Fund 1-RM	6.47	6.92
Amanah Pelaburan Hartanah Islam (REITs)	5.30	7.07
	16.02	13.99
Pelaburan Sekuriti Tersiarharga patuh Shariah Malaysia		
Pembinaan	10.24	6.12
Barangan dan Perkhidmatan Pengguna	2.64	11.03
Kesihatan	9.95	16.25
Barangan dan Perkhidmatan Industri	10.80	3.06
Perladangan	-	4.22
Harta benda	9.04	12.36
Teknologi	7.05	22.02
Perhubungan dan media	13.56	-
Utiliti	10.35	-
	73.63	75.06
Pelaburan Sekuriti Tersiarharga Asing patuh Shariah		
Tersiarharga di Eropah	-	-
Tersiarharga di Japan	-	-
Tersiarharga di Sweden	-	-
Tersiarharga di Switzerland	-	-
Tersiarharga di United States	-	-
	-	-
Tunai dan Pelaburan jangka Pendek patuh Shariah:	10.35	10.95
	100.00	100.00

1.6 Lain-Lain Data Prestasi bagi Tempoh Kewangan Berakhir 30 Jun 2024 dan Tahun Kewangan Berakhir 31 Disember

Makmur myWakaf Fund	30 Jun 2024	31 Disember 2023	31 Disember 2022	31 Disember 2021
Nilai Aset Bersih (NAB) dalam RM				
- Kelas RM	8,556,828	7,800,613	8,424,449	10,490,296
- Kelas USD	3,276	2,930	3,104	3,883
- Kelas AUD	2,524	2,254	2,382	2,977
Unit dalam Edaran (UDE)				
- Kelas RM	45,396,440	45,892,372	45,911,212	45,019,588
- Kelas USD	4,236	4,190	4,098	4,030
- Kelas AUD	4,212	4,173	4,091	4,029
NAB seunit dalam RM				
- Kelas RM	0.1885	0.0017	0.1835	0.2330
- Kelas USD	0.1639	0.6994	0.7576	0.9635
- Kelas AUD	0.1904	0.5402	0.5824	0.7389
NAB seunit dalam setiap kelas matawang				
- Kelas RM	0.1885	0.1700	0.1835	0.2330
- Kelas USD	0.1639	0.1521	0.1719	0.2311
- Kelas AUD	0.1904	0.1728	0.1944	0.2441
NAB tertinggi seunit dalam setiap kelas matawang				
- Kelas RM	0.1923	0.1872	0.2338	0.2514
- Kelas USD	0.1675	0.1818	0.2311	0.2505
- Kelas AUD	0.1955	0.1975	0.2460	0.2610
NAB terendah seunit dalam setiap kelas matawang				
- Kelas RM	0.1700	0.1623	0.1758	0.2263
- Kelas USD	0.1501	0.1400	0.1545	0.2213
- Kelas AUD	0.1728	0.1690	0.1861	0.2385
Jumlah Pulangan (%) ^a				
- Kelas RM	-20.22	-3.47	-18.72	-5.42
- Kelas USD	-24.58	-7.50	-23.12	-6.17
- Kelas AUD	-20.37	-7.50	-17.91	-0.96
Pertumbuhan Modal (%) ^b				
- Kelas RM	-21.59	-7.28	-21.38	-6.80
- Kelas USD	-25.96	-11.46	-25.76	-7.56
- Kelas AUD	-21.68	-11.15	-20.45	-2.36
Pulangan Pendapatan (%) ^c				
- Kelas RM	1.37	3.81	2.66	1.38
- Kelas USD	1.38	3.96	2.64	1.39
- Kelas AUD	1.31	3.65	2.54	1.40
Agihan Kasar seunit (sen)				
- Kelas RM	0.32	0.70	0.62	0.36
- Kelas USD	0.32	0.68	0.61	0.36
- Kelas AUD	0.32	0.71	0.62	0.36

Makmur myWakaf Fund	30 June 2024	31 December 2023	31 December 2022	31 December 2021
Agihan Bersih seunit (sen)				
- Kelas RM	0.35	0.70	0.62	0.36
- Kelas USD	0.35	0.68	0.61	0.36
- Kelas AUD	0.35	0.71	0.62	0.36
Pengagihan Bulanan - Januari				
NAB sebelum Pengagihan dalam setiap kelas matawang				
- Kelas RM	0.1770	0.1859	0.2134	-
- Kelas USD	0.1540	0.1807	0.2105	-
- Kelas AUD	0.1803	0.1956	0.2314	-
NAB selepas Pengagihan dalam setiap kelas matawang				
- Kelas RM	0.1765	0.1855	0.2124	-
- Kelas USD	0.1535	0.1803	0.2095	-
- Kelas AUD	0.1798	0.1952	0.2304	-
Pengagihan Bulanan - Februari				
NAB sebelum Pengagihan dalam setiap kelas matawang				
- Kelas RM	0.1802	0.1770	0.2135	-
- Kelas USD	0.1562	0.1631	0.2101	-
- Kelas AUD	0.1857	0.1860	0.2227	-
NAB selepas Pengagihan dalam setiap kelas matawang				
- Kelas RM	0.1797	0.1765	0.2131	-
- Kelas USD	0.1557	0.1626	0.2097	-
- Kelas AUD	0.1852	0.1855	0.2223	-
Pengagihan Bulanan - Mac				
NAB sebelum Pengagihan dalam setiap kelas matawang				
- Kelas RM	0.1846	0.1750	0.2120	-
- Kelas USD	0.1606	0.1634	0.2078	-
- Kelas AUD	0.1906	0.1880	0.2132	-
NAB selepas Pengagihan dalam setiap kelas matawang				
- Kelas RM	0.1836	0.1745	0.2115	-
- Kelas USD	0.1596	0.1629	0.2073	-
- Kelas AUD	0.1896	0.1875	0.2127	-
Pengagihan Bulanan - April				
NAB sebelum Pengagihan dalam setiap kelas matawang				
- Kelas RM	0.1855	0.1711	0.2065	-
- Kelas USD	0.1596	0.1581	0.1956	-
- Kelas AUD	0.1907	0.1848	0.2115	-
NAB selepas Pengagihan dalam setiap kelas matawang				
- Kelas RM	0.1850	0.1706	0.2060	-
- Kelas USD	0.1591	0.1576	0.1951	-
- Kelas AUD	0.1902	0.1843	0.2110	-

Makmur myWakaf Fund	30 Jun 2024	31 Disember 2023
Pengagihan Bulanan - Mei		
NAB sebelum Pengagihan dalam setiap kelas matawang		
- Kelas RM	0.1871	0.1725
- Kelas USD	0.1632	0.1546
- Kelas AUD	0.1902	0.1826
NAB selepas Pengagihan dalam setiap kelas matawang		
- Kelas RM	0.1866	0.1720
- Kelas USD	0.1627	0.1541
- Kelas AUD	0.1897	0.1821
Pengagihan Bulanan - Jun		
NAB sebelum Pengagihan dalam setiap kelas matawang		
- Kelas RM	0.1890	0.1671
- Kelas USD	0.1644	0.1476
- Kelas AUD	0.1909	0.1700
NAB selepas Pengagihan dalam setiap kelas matawang		
- Kelas RM	0.1885	0.1666
- Kelas USD	0.1639	0.1471
- Kelas AUD	0.1904	0.1695
Nisbah Jumlah Perbelanjaan (NJP)(%) ^d	1.10	2.34
Nisbah Pusing Ganti Portfolio (Kali) ^e	1.63	1.57

* NPGP bagi tahun kewangan berakhir 30 Jun 2024 lebih tinggi berbanding tahun kewangan sebelumnya disebabkan oleh jumlah purata belian dan jualan Dana yang lebih tinggi dalam tahun kewangan.

Nota:-

- a) Pulangan ke atas Dana** = $\frac{\text{Harga seunit (pada akhir tempoh)}}{\text{Harga seunit (pada awal tempoh)}} - 1$
- b) Pertumbuhan Modal** = Jumlah Pulangan Dana – Pulangan Pendapatan
- c) Pulangan Pendapatan** = $(\text{Pengagihan Pendapatan Se Unit} / \text{NAB seunit pada awal tempoh}) \times 100$
- d) Nisbah Jumlah Perbelanjaan** = Ia dikira dengan mengambil jumlah perbelanjaan pengurusan sepertimana yang dinyatakan sebagai peratusan tahunan daripada jumlah purata NAB Dana.
- e) Nisbah Pusing Ganti Portfolio** = Ia dikira dengan mengambil purata jumlah perolehan dan pelupusan pelaburan dalam Dana bagi tempoh pertengahan tahun dibahagi dengan purata NAB Dana yang dikira pada asas harian.

1.7 Pegangan Unit pada 30 Jun 2024

Saiz Pegangan	Kelas RM			
	Bilangan Pemegang Unit		Bilangan Pegangan Unit	
	Bilangan	%	Unit	%
5,000 dan ke bawah	1,367	97.64	296,718.17	0.65
5,001 hingga 10,000	10	0.71	68,953.49	0.15
10,001 hingga 50,000	18	1.29	427,490.82	0.94
50,001 hingga 500,000	2	0.14	153,300.70	0.34
500,001 dan ke atas	2	0.14	44,445,758.31	97.91
Unit yang dipegang oleh Pemegang Unit	1,399	99.93	45,392,221.49	99.99
Unit yang dipegang oleh Pengurus	1	0.07	4,218.85	0.01
Jumlah Keseluruhan Dana	1,400	100.00	45,392,221.49	100.00

Saiz Pegangan	Kelas USD			
	Bilangan Pemegang Unit		Bilangan Pegangan Unit	
	Bilangan	%	Unit	%
5,000 dan ke bawah	-	-	-	-
5,001 hingga 10,000	-	-	-	-
10,001 hingga 50,000	-	-	-	-
50,001 hingga 500,000	-	-	-	-
500,001 dan ke atas	-	-	-	-
Unit yang dipegang oleh Pemegang Unit	-	-	-	-
Unit yang dipegang oleh Pengurus	1	100.00	4,236.06	100.00
Jumlah Keseluruhan Dana	1	100.00	4,236.06	100.00

Saiz Pegangan	Kelas AUD			
	Bilangan Pemegang Unit		Bilangan Pegangan Unit	
	Bilangan	%	Unit	%
5,000 dan ke bawah	-	-	-	-
5,001 hingga 10,000	-	-	-	-
10,001 hingga 50,000	-	-	-	-
50,001 hingga 500,000	-	-	-	-
500,001 dan ke atas	-	-	-	-
Unit yang dipegang oleh Pemegang Unit	-	-	-	-
Unit yang dipegang oleh Pengurus	1	100.00	4,212.16	100.00
Jumlah Keseluruhan Dana	1	100.00	4,212.16	100.00

1.8 Polisi Rebat dan Komisen Ringan (Bukan Tunai)

Sebarang rebat yang diterima oleh Pengurus akan dimasukkan ke dalam akaun Dana. Mana-mana komisen ringan (bukan tunai) yang diterima daripada broker dalam bentuk perkhidmatan penyelidikan dan khidmat nasihat bertujuan membantu proses membuat keputusan berkaitan dengan pelaburan Dana boleh disimpan oleh Pengurus.

Bagi tempoh kewangan dalam kajian, Pengurus telah menerima komisen ringan (bukan tunai) bagi pihak Dana, daripada broker dalam bentuk perkhidmatan penyelidikan dan khidmat nasihat yang bermanfaat untuk para Pemegang Unit Dana dan Pengurus juga mengesahkan tidak berlaku pergolakan dagangan.

1.9 Notis Penutupan Pejabat

Adalah dimaklumkan bahawa Pejabat BIMB Investment Johor yang terletak di No 33B, Jalan Indah 15/2, Tingkat 2, Taman Bukit Indah, 79100, Nusajaya, Johor dan Pejabat Kelantan yang terletak di PT 433 & 434 Tingkat 2, Jalan Padang Garong, 15000 Kota Bharu, Kelantan telah berhenti beroperasi berkuat kuasa 31 Januari 2024 dan 4 April 2024.

Untuk dan bagi pihak

Pengurus

BIMB INVESTMENT MANAGEMENT BERHAD

Tarikh: 26 Ogos 2024

Nota:

Laporan ini telah diterjemahkan daripada laporan asal (dalam Bahasa Inggeris). Jika terdapat perbezaan, sila rujuk kepada laporan Bahasa Inggeris.

2.0 DIRECTORS' DECLARATION REPORT

TO THE UNIT HOLDERS OF MAKMUR MYWAKAF FUND ("FUND")

I, Azdini binti Nor Azman being the Director of BIMB Investment Management Berhad (the "Manager"), do hereby state that, in the opinion of the Manager, the accompanying unaudited financial statements set out on pages 29 to 66 are drawn up in accordance with the provisions of the Deeds and give a true and fair view of the financial position of the Fund as at 30 June 2024 and of its financial performance, changes in equity and cash flows for the financial period ended in accordance with the provisions of Malaysian Financial Reporting Standards ("MFRS") and International Financial Reporting Standards ("IFRS").

For and on behalf of the Board of Directors,

.....
AZDINI NOR AZMAN
Director

Kuala Lumpur

Date: 26 August 2024

3.0 TRUSTEE'S REPORT

TO THE UNIT HOLDERS OF MAKMUR MYWAKAF FUND ("FUND")

We have acted as Trustee of the Fund for the financial period ended 30 June 2024 and we hereby confirm to the best of our knowledge, after having made all reasonable enquiries, **BIMB Investment Management Berhad** has operated and managed the Fund during the period covered by these financial statements in accordance with the following:

1. Limitations imposed on the investment powers of the management company under the deed, securities laws and the Guidelines on Unit Trust Funds;
2. Valuation and pricing is carried out in accordance with the deed; and
3. Any creation and cancellation of units are carried out in accordance with the deed and any regulatory requirement.

We are of the opinion that the distributions of income by the Fund are appropriate and reflect the investment objective of the Fund.

For and on behalf of
CIMB Islamic Trustee Berhad

.....
DATIN EZREEN ELIZA ZULKIPLEE
Chief Executive Officer

Kuala Lumpur

Date: 26 August 2024

4.0 SHARIAH ADVISER'S REPORT

TO THE UNIT HOLDERS OF MAKMUR MYWAKAF FUND ("FUND")

We hereby confirm the following:

1. To the best of our knowledge, after having made all reasonable enquiries, BIMB Investment Management Berhad has operated and managed the Fund for the period covered by these financial statements namely, the semi-annual period ended 30 June 2024, in accordance with Shariah principles and requirements, and complied with the applicable guidelines, rulings or decisions issued by the Securities Commission Malaysia pertaining to Shariah matters; and
2. The assets of the Fund comprise instruments that have been classified as Shariah-compliant.

For and on behalf of the Shariah Adviser,
BIMB SECURITIES SDN BHD

.....
NURUL AQILA SUFIYAH LOKMAN
Designated Shariah Officer

Kuala Lumpur

Date: 26 August 2024

5.0 FINANCIAL STATEMENTS (UNAUDITED)

MAKMUR MYWAKAF FUND

UNAUDITED STATEMENT OF COMPREHENSIVE INCOME FOR THE FINANCIAL PERIOD ENDED 30 JUNE 2024

	Note	1.1.2024 to 30.6.2024 RM	1.1.2023 to 30.6.2023 RM
INVESTMENT INCOME/(LOSS)			
Dividend income (Shariah-compliant)		122,084	61,567
Realised gain on disposal of quoted Shariah-compliant securities at fair value through profit or loss	8	926,670	324,730
Profit income from Islamic deposits with licensed Islamic financial institutions at amortised cost		13,469	20,002
Management fee rebate	8	7,421	1,656
Hibah		1,500	72
Realised gain/(loss) on foreign exchange		10,217	2,423
Other unrealised gain/(loss) on foreign exchange		888	19,249
Unrealised loss from financial instruments at fair value through profit or loss	8	<u>(997,616)</u>	<u>(997,616)</u>
		<u>84,633</u>	<u>(567,917)</u>
EXPENSES			
Management fee	4	75,218	72,854
Trustee's fee	5	5,984	5,984
Audit fee		7,826	3,956
Tax agent's fee		433	460
Shariah Adviser's fee		3,000	3,000
Administrative expenses		<u>7,340</u>	<u>4,259</u>
		<u>99,801</u>	<u>90,513</u>
LOSS BEFORE FINANCE COST AND TAXATION		(15,168)	(658,430)
Finance Cost	10	<u>(161,127)</u>	<u>(133,047)</u>
LOSS BEFORE TAXATION		(176,295)	(791,477)
Taxation	6	<u>-</u>	<u>(1,398)</u>
DECREASE IN NET ASSETS ATTRIBUTABLE TO UNIT HOLDERS		<u>(176,295)</u>	<u>(792,875)</u>
Decrease in net assets attributable to unit holders consists of:			
Realised amount		820,433	185,492
Unrealised amount		<u>(996,728)</u>	<u>(978,367)</u>
		<u>(176,295)</u>	<u>(792,875)</u>

The accompanying notes to the financial statements form an integral part of these financial statements.

MAKMUR MYWAKAF FUND

UNAUDITED STATEMENT OF COMPREHENSIVE INCOME FOR THE FINANCIAL PERIOD ENDED 30 JUNE 2024 (CONTINUED)

	<u>Note</u>	1.1.2024 to 30.6.2024 RM	1.1.2023 to 30.6.2023 RM
Distribution for the Financial Period:			
Distribution on 30 January 2024 / 27 January 2023			
Net distributions (RM)		<u>23,053</u>	<u>18,380</u>
Net distributions per unit (sen/cent)			
- RM class		<u>0.05</u>	<u>0.04</u>
- USD class		<u>0.05</u>	<u>0.04</u>
- AUD class		<u>0.05</u>	<u>0.04</u>
Gross distributions per unit (sen/cent)			
- RM class		<u>0.05</u>	<u>0.04</u>
- USD class		<u>0.05</u>	<u>0.04</u>
- AUD class		<u>0.05</u>	<u>0.04</u>
Distribution on 29 February 2024 / 27 February 2023			
Net distributions (RM)		<u>23,058</u>	<u>22,987</u>
Net distributions per unit (sen/cent)			
- RM class		<u>0.05</u>	<u>0.05</u>
- USD class		<u>0.05</u>	<u>0.05</u>
- AUD class		<u>0.05</u>	<u>0.05</u>
Gross distributions per unit (sen/cent)			
- RM class		<u>0.05</u>	<u>0.05</u>
- USD class		<u>0.05</u>	<u>0.05</u>
- AUD class		<u>0.05</u>	<u>0.05</u>
Distribution on 29 March 2024 / 29 March 2023			
Net distributions (RM)		<u>46,193</u>	<u>22,938</u>
Net distributions per unit (sen/cent)			
- RM class		<u>0.10</u>	<u>0.05</u>
- USD class		<u>0.10</u>	<u>0.05</u>
- AUD class		<u>0.10</u>	<u>0.05</u>
Gross distributions per unit (sen/cent)			
- RM class		<u>0.10</u>	<u>0.05</u>
- USD class		<u>0.10</u>	<u>0.05</u>
- AUD class		<u>0.10</u>	<u>0.05</u>

MAKMUR MYWAKAF FUND

UNAUDITED STATEMENT OF COMPREHENSIVE INCOME FOR THE FINANCIAL PERIOD ENDED 30 JUNE 2024 (CONTINUED)

	Note	1.1.2024 to 30.6.2024 RM	1.1.2023 to 30.6.2023 RM
Distribution for the Financial Period: (continued)			
Distribution on 30 April 2024 / 28 April 2023			
Net distributions (RM)		23,027	22,939
Net distributions per unit (sen/cent)			
- RM class		0.05	0.05
- USD class		0.05	0.05
- AUD class		0.05	0.05
Gross distributions per unit (sen/cent)			
- RM class		0.05	0.05
- USD class		0.05	0.05
- AUD class		0.05	0.05
Distribution on 31 May 2024 / 30 May 2023			
Net distributions (RM)		23,014	22,930
Net distributions per unit (sen/cent)			
- RM class		0.05	0.05
- USD class		0.05	0.05
- AUD class		0.05	0.05
Gross distributions per unit (sen/cent)			
- RM class		0.05	0.05
- USD class		0.05	0.05
- AUD class		0.05	0.05
Distribution on 28 June 2024 / 27 June 2023			
Net distributions (RM)		22,667	22,859
Net distributions per unit (sen/cent)			
- RM class		0.05	0.05
- USD class		0.05	0.05
- AUD class		0.05	0.05
Gross distributions per unit (sen/cent)			
- RM class		0.05	0.05
- USD class		0.05	0.05
- AUD class		0.05	0.05

MAKMUR MYWAKAF FUND

UNAUDITED STATEMENT OF FINANCIAL POSITION AS AT 30 JUNE 2024

	<u>Note</u>	As at <u>30.6.2024</u> RM	As at <u>31.12.2023</u> RM
ASSETS			
Cash and cash equivalents (Shariah-compliant)	7	887,010	1,111,957
Financial asset at fair value through profit or loss (Islamic collective investment scheme)	8	1,360,149	539,775
Financial asset at fair value through profit or loss (quoted Shariah-compliant securities)	8	6,316,644	6,411,476
Amount due from Manager		275	65
Dividend receivable		57,002	8,630
Management fee rebate receivable		2,874	399
Tax recoverable		-	2,874
TOTAL ASSETS		<u>8,623,954</u>	<u>8,075,176</u>
LIABILITIES			
Amount due to Manager		-	235,035
Accrued management fee		11,888	679
Amount due to Trustee		921	11,782
Audit fee		6,628	282
Tax agent's fee		1,599	11,782
Provision for Income Tax		-	1,166
Distributions payable		45,905	-
Shariah Adviser's fee payable		3,000	6,000
Other payables		(8,616)	2,653
TOTAL LIABILITIES (EXCLUDING NET ASSETS ATTRIBUTABLE TO UNIT HOLDERS)		<u>61,325</u>	<u>269,379</u>
NET ASSETS ATTRIBUTABLE TO UNIT HOLDERS		<u>8,562,629</u>	<u>7,805,797</u>
FAIR VALUE OF OUTSTANDING UNITS			
- RM class		8,556,828	7,800,613
- USD class		3,276	2,930
- AUD class		2,524	2,254
		<u>8,562,629</u>	<u>7,805,797</u>
NUMBER OF UNITS IN CIRCULATION (UNITS)			
- RM class	9(a)	45,396,440	45,892,372
- USD class	9(b)	4,236	4,190
- AUD class	9(c)	4,212	4,173
		<u>45,404,889</u>	<u>45,900,735</u>

The accompanying notes to the financial statements form an integral part of these financial statements.

MAKMUR MYWAKAF FUND

UNAUDITED STATEMENT OF FINANCIAL POSITION
AS AT 30 JUNE 2024 (CONTINUED)

	As at <u>30.6.2024</u> RM	As at <u>31.12.2023</u> RM
NET ASSET VALUE (“NAV”) PER UNIT (SEN)		
- RM Class	<u>18.85</u>	<u>17.00</u>
- USD Class	<u>77.35</u>	<u>69.94</u>
- AUD Class	<u>59.93</u>	<u>54.02</u>
NET ASSET VALUE PER UNIT IN RESPECTIVE CURRENCIES		
- RM Class (sen)	<u>18.85</u>	<u>17.00</u>
- USD Class (cent)	<u>16.39</u>	<u>15.21</u>
- AUD Class (cent)	<u>19.04</u>	<u>17.28</u>

The accompanying notes to the financial statements form an integral part of these financial statements.

MAKMUR MYWAKAF FUND

UNAUDITED STATEMENT OF CHANGES IN NET ASSETS ATTRIBUTABLE TO
UNIT HOLDERS
FOR THE FINANCIAL PERIOD ENDED 30 JUNE 2024

	1.1.2024 to <u>30.6.2024</u> RM	1.1.2023 to <u>31.12.2023</u> RM
NET ASSETS ATTRIBUTABLE TO UNIT HOLDERS AT THE BEGINNING OF THE FINANCIAL PERIOD/YEAR	7,805,797	8,429,936
Movement due to units created and cancelled during the financial period:		
- Creation of units from applications		
- RM Class	<u>111,627</u>	<u>206,111</u>
	<u>111,627</u>	<u>206,111</u>
- Creation of units from distribution		
- RM Class	57,987	160,324
- USD Class	35	64
- AUD Class	23	45
	<u>58,045</u>	<u>160,433</u>
- Cancellation of units		
- RM Class	<u>(162,767)</u>	<u>(371,295)</u>
	<u>(162,767)</u>	<u>(371,295)</u>
Decrease in net assets attributable to unit holders during the financial period	(176,295)	(619,388)
NET ASSETS ATTRIBUTABLE TO UNIT HOLDERS AT THE END OF THE FINANCIAL PERIOD/YEAR	<u>7,636,406</u>	<u>7,805,797</u>

The accompanying notes to the financial statements form an integral part of these financial statements.

MAKMUR MYWAKAF FUND

UNAUDITED STATEMENT OF CASH FLOWS FOR THE FINANCIAL PERIOD ENDED 30 JUNE 2024

	Note	1.1.2024 to 30.6.2024 RM	1.1.2023 to 30.6.2023 RM
CASH FLOWS FROM OPERATING ACTIVITIES			
Proceed from sale of Islamic collective investment scheme and quoted Shariah-compliant securities		(13,370,630)	(5,222,824)
Purchase of Islamic collective investment scheme and quoted Shariah-compliant securities		13,965,630	4,137,958
Dividends received (Shariah-compliant)		76,677	66,212
Profit income received from Islamic deposits with licensed Islamic financial institutions		13,469	20,002
Hibah earned		1,500	72
Management fee rebate		4,547	2,631
Realised gain/(loss) from foreign exchange		(4)	2,423
Management fee paid		(74,996)	(73,904)
Trustee fee paid		(6,049)	(14,950)
Audit fee paid		(5,154)	(11,800)
Tax agent fee paid		(128)	(1,166)
Payment for administrative expenses		(35,765)	(10,682)
Income tax paid		-	(2,801)
NET CASH USED IN OPERATING ACTIVITIES		<u>569,096</u>	<u>(1,108,829)</u>
CASH FLOWS FROM FINANCING ACTIVITIES			
Cash proceeds from creation of units		111,488	952,358
Payments for cancellation of units		(162,796)	(194,364)
Payment for income distributions		(46,520)	(64,238)
NET CASH GENERATED FROM/(USED IN) FINANCING ACTIVITIES		<u>(97,828)</u>	<u>693,756</u>
Net decrease in cash and cash equivalents		471,269	(415,073)
Effects of foreign currency fluctuations		888	29,496
Cash and cash equivalents at the beginning of the financial period		<u>414,853</u>	<u>2,019,040</u>
Cash and cash equivalents at the end of the financial period	7	<u><u>887,010</u></u>	<u><u>1,633,463</u></u>
Cash and cash equivalents comprise of:			
Cash at bank	7	887,010	1,633,463
Islamic deposits with licenced Islamic financial institutions	7	-	-
		<u><u>887,010</u></u>	<u><u>1,633,463</u></u>

The accompanying notes to the financial statements form an integral part of these financial statements.

MAKMUR MYWAKAF FUND

UNAUDITED NOTES TO THE FINANCIAL STATEMENTS FOR THE FINANCIAL PERIOD ENDED 30 JUNE 2024

1 INFORMATION ON THE FUND

Makmur myWakaf Fund (hereinafter referred to as “the Fund”) was constituted pursuant to the execution of a Deed dated 27 November 2020 and First Supplemental Deed dated 21 November 2022 between the Manager - BIMB Investment Management Berhad and the Trustee - CIMB Islamic Trustee Berhad.

The principal activity of the Fund is to invest in authorised investments as defined in the Deed, which include shares or units in Islamic collective investment schemes, Shariah-compliant securities of companies listed on Bursa Malaysia, securities listed or traded on foreign markets where the regulatory authority is an ordinary or associate member of the International Organisation of Securities Commissions and short term placements.

The Manager, BIMB Investment Management Berhad, a company incorporated in Malaysia, is a subsidiary of Bank Islam Malaysia Berhad.

2 SUMMARY OF SIGNIFICANT ACCOUNTING POLICIES

The following accounting policies have been used consistently in dealing with items which are considered material in relation to the financial statements:

(a) Basis of Preparation

The financial statements of the Fund have been prepared in accordance with Malaysian Financial Reporting Standards (“MFRS”) and International Financial Reporting Standards (“IFRS”).

The financial statements have been prepared under the historical cost convention, as modified by the revaluation of financial assets at fair value through profit or loss (“FVTPL”).

The preparation of financial statements in conformity with MFRS and IFRS requires the use of certain critical accounting estimates and assumptions that affect the reported amounts of assets and liabilities and disclosure of contingent assets and liabilities at the date of the financial statements, and the reported amounts of revenues and expenses during the reported period.

It also requires the Manager to exercise their judgement in the process of applying the Fund’s accounting policies. Although these estimates and assumptions are based on the Manager’s best knowledge of current events and actions, actual results may differ.

The areas involving a higher degree of judgement or complexity, or areas where assumptions and estimates are significant to the financial statements are disclosed in Note 2(l) to the financial statements.

MAKMUR MYWAKAF FUND

UNAUDITED NOTES TO THE FINANCIAL STATEMENTS FOR THE FINANCIAL PERIOD ENDED 30 JUNE 2024 (CONTINUED)

2 SUMMARY OF SIGNIFICANT ACCOUNTING POLICIES (CONTINUED)

(a) Basis of Preparation (continued)

- (i) Standards, amendments to published standards and interpretations to existing standard that are effective:

There are no other standards, amendments to standards or interpretations that are effective for annual periods beginning on 1 June 2022 that have a material effect on the financial statements of the Fund.

- (ii) Standards and amendments that have been issued but not yet effective:

A number of new standards and amendments to standards and interpretations are effective for the financial period beginning after 1 June 2022. None of these is expected to have a significant effect on the financial statements of the Fund, except the following set out below:

Amendments to MFRS 101 'Classification of liabilities as current or non-current' clarify that liabilities are classified as either current or non-current, depending on the rights that exist at the end of the reporting period. Classification is unaffected by the entity's expectations or events after the reporting date (e.g. the receipt of a waiver or a breach of covenant).

The amendment is effective for the annual financial reporting period beginning on or after 1 June 2024.

The amendment shall be applied retrospectively.

(b) Financial Assets

- (i) Recognition and Initial Measurement

A financial instrument is recognised in the statement of financial position when, and only when, the Fund becomes a party to the contractual provisions of the instrument.

A financial asset (unless it is a trade receivable without significant financing component) or a financial liability is initially measured at fair value plus or minus, for an item not at fair value through profit or loss, transaction costs that are directly attributable to its acquisition or issuance. A trade receivable without a significant financing component is initially measured at the transaction price.

Categories of financial assets are determined on initial recognition and are not reclassified subsequent to their initial recognition unless the Fund changes its business model for managing financial assets in which case all affected financial assets are reclassified on the first day of the first reporting period following the change of the business model.

MAKMUR MYWAKAF FUND

UNAUDITED NOTES TO THE FINANCIAL STATEMENTS FOR THE FINANCIAL PERIOD ENDED 30 JUNE 2024 (CONTINUED)

2 SUMMARY OF SIGNIFICANT ACCOUNTING POLICIES (CONTINUED)

(b) Financial Assets (continued)

(i) Recognition and Initial Measurement (continued)

The Fund categorises financial instruments as follows:

(a) Amortised Cost

Amortised cost category comprises financial assets that are held within a business model whose objective is to hold assets to collect contractual cash flows and its contractual terms give rise on specified dates to cash flows that are solely payments of principal and profit on the principal amount outstanding. The financial assets are not designated as fair value through profit or loss. Subsequent to initial recognition, these financial assets are measured at amortised cost using the effective profit method. The amortised cost is reduced by impairment losses. Profit income, foreign exchange gains and losses and impairment are recognised in profit or loss.

Profit income is recognised by applying effective profit rate to the gross carrying amount except for credit impairment financial assets (see Note 2 (b)(iv)) where the effective profit rate is applied to the amortised cost.

(b) Fair Value Through Profit or Loss

All financial assets not measured at amortised cost or fair value through other comprehensive income as described above are measured at fair value through profit or loss. On initial recognition, the Fund may irrevocably designate a financial asset that otherwise meets the requirements to be measured at amortised cost or at fair value through other comprehensive income as at fair value through profit or loss if doing so eliminates or significantly reduces an accounting mismatch that would otherwise arise.

Unlisted Islamic collective investment scheme will be valued based on the last published repurchase price at the date of the statement of financial position.

For listed Shariah-compliant securities, valuation shall be based on the last done market price quoted by the respective stock exchanges on the relevant date. However, if a valuation based on the market price does not represent the fair value of the Shariah-compliant securities, for example during abnormal market conditions; or no market price is available, including in the event of a suspension in the quotation of the Shariah-compliant securities for a period exceeding fourteen (14) days, or such shorter period as agreed by the Trustee, then the Shariah-compliant securities should be valued at fair value, as determined in good faith by the Manager, based on the methods or bases approved by the Trustee after appropriate technical consultation.

MAKMUR MYWAKAF FUND

UNAUDITED NOTES TO THE FINANCIAL STATEMENTS FOR THE FINANCIAL PERIOD ENDED 30 JUNE 2024 (CONTINUED)

2 SUMMARY OF SIGNIFICANT ACCOUNTING POLICIES (CONTINUED)

(b) Financial Assets (continued)

(i) Recognition and Initial Measurement (continued)

(b) Fair Value Through Profit or Loss (continued)

Financial assets categorised as fair value through profit or loss are subsequently measured at fair value. Net gains or losses, including any profit or dividend income, are recognised in the profit or loss.

(ii) Financial Instrument Categories and Subsequent Measurement

All financial assets, except for those measured at fair value through profit or loss, are subject to impairment assessment (see Note 2(b)(iv)).

(iii) Derecognition

A financial asset or part of it is derecognised when, and only when, the contractual rights to the cash flows from the financial asset is expired or the financial asset is transferred to another party without retaining control or substantially all risks and rewards of the asset. On derecognition of a financial asset, the difference between the carrying amount and the sum of the consideration received (including any new asset obtained less any new liability assumed) and any cumulative gain or loss that had been recognised in equity is recognised in profit or loss.

A financial liability or a part of it is derecognised when, and only when, the obligation specified in the contract is discharged or cancelled or expired. On derecognition of a financial liability, the difference between the carrying amount of the financial liability extinguished or transferred to another party and the consideration paid, including any non-cash assets transferred or liabilities assumed, is recognised in profit or loss.

(iv) Impairment for Assets Carried at Amortised Cost

The Fund measures credit risk and expected credit losses using probability of default, exposure at default and loss given default. The Manager considers both historical analysis and forward-looking information in determining any expected credit loss. The Manager considers the probability of default to be close to zero as these instruments have a low risk of default and the counterparties have a strong capacity to meet their contractual obligations in the near term. As a result, no loss allowance has been recognised based on 12 month expected credit losses as any such impairment would be wholly insignificant to the Fund.

MAKMUR MYWAKAF FUND

UNAUDITED NOTES TO THE FINANCIAL STATEMENTS FOR THE FINANCIAL PERIOD ENDED 30 JUNE 2024 (CONTINUED)

2 SUMMARY OF SIGNIFICANT ACCOUNTING POLICIES (CONTINUED)

(b) Financial Assets (continued)

(iv) Impairment for Assets Carried at Amortised Cost (continued)

Significant Increase in Credit Risk

A significant increase in credit risk is defined by management as any contractual payment which is more than 90 days past due.

Definition of Default and Credit-impaired Financial Assets

Any contractual payment which is more than 90 days past due is considered credit impaired.

Write-off

The Fund writes off financial assets, in whole or in part, when it has exhausted all practical recovery efforts and has concluded there is no reasonable expectation of recovery. The assessment of no reasonable expectation of recovery is based on unavailability of obligor's sources of income or assets to generate sufficient future cash flows to pay the amount. The Fund may write-off financial assets that are still subject to enforcement activity. Subsequent recoveries of amounts previously written off will result in impairment gains. There are no write-offs/recoveries during the financial period.

(c) Financial Liabilities

The categories of financial liabilities at initial recognition are as follows:

Amortised Cost

Other financial liabilities not categorised as fair value through profit or loss are subsequently measured at amortised cost using the effective profit method.

(d) Income Recognition

Profit income from Islamic deposits with licensed Islamic financial institutions is recognised as it accrues, using the effective profit method in profit or loss.

Dividend income is recognised on the ex-dividend date, when the right to receive the dividend has been established.

Realised gains and losses on sale of Shariah-compliant investments are accounted for as the difference between the net disposal proceeds and the carrying amount of investments, determined on weighted average cost basis.

MAKMUR MYWAKAF FUND

UNAUDITED NOTES TO THE FINANCIAL STATEMENTS FOR THE FINANCIAL PERIOD ENDED 30 JUNE 2024 (CONTINUED)

2 SUMMARY OF SIGNIFICANT ACCOUNTING POLICIES (CONTINUED)

(e) Cash and Cash Equivalents

Cash and cash equivalents (Shariah-compliant) consist of cash at bank balances and short term Islamic deposits with licensed Islamic financial institutions, which have insignificant risk of changes in fair value with original maturities of 3 months or less, and are used by the Fund in the management of its short-term commitments.

Cash and cash equivalents are categorised and measured as amortised cost.

(f) Income Tax

Income tax expense comprises current tax. Current tax is recognised in profit or loss except to the extent that it relates to items recognised directly in equity or other comprehensive income.

Current tax is the expected tax payable on the taxable income for the year, using tax rates enacted or substantively enacted at the statement of financial position date.

(g) Finance cost

A distribution to the Fund's unit holders is accounted for as finance cost in the statement of comprehensive income. A proposed distribution is recognised as a liability in the financial period in which it is approved by the Trustee of the Fund.

(h) Management Fee Rebate

Management fee rebate is derived from Target Fund on an accrual basis to ensure no double charging of management fee. It is accrued daily based on the fair value of the Target Fund.

(i) Creation and Cancellation of Units

The unit holders' contributions to the Fund meet the definition of puttable instruments classified as financial liability under MFRS 132 "Financial Instruments: Presentation".

The Fund issues cancellable units, in three classes of units, known respectively as the RM class, USD class and AUD class, which are cancelled at the unit holder's option. Cancellable units can be put back to the Fund at any time for cash equal to a proportionate share of the Fund's net asset value of respective classes. The outstanding units are carried at the redemption amount that is payable at the date of statement of financial position if the unit holder exercises the right to put the unit back to the Fund.

Units are created and cancelled at the unit holder's option at prices based on the Fund's net asset value per unit of respective classes at the close of business on the relevant dealing day. The Fund's net asset value per unit of respective classes is calculated by dividing the net assets attributable to unit holders of respective classes with the total number of outstanding units of respective classes. In accordance with the Securities Commission's ("SC") Guidelines on Unit Trust Fund in Malaysia, investment positions are valued based on the last traded market price for the purpose of determining the net asset value per unit for creations and cancellations.

MAKMUR MYWAKAF FUND

UNAUDITED NOTES TO THE FINANCIAL STATEMENTS FOR THE FINANCIAL PERIOD ENDED 30 JUNE 2024 (CONTINUED)

2 SUMMARY OF SIGNIFICANT ACCOUNTING POLICIES (CONTINUED)

(j) Increase/Decrease in Net Assets Attributable to Unit Holders

Income not distributed is included in net assets attributable to unit holders.

(k) Functional and Presentation Currency

Items included in the financial statements of the Fund are measured using the currency of the primary economic environment in which the Fund operates (the "functional currency"). The financial statements are presented in Ringgit Malaysia ("RM"), which is the Fund's functional and presentation currency.

Due to mixed factors in determining the functional currency of the Fund, the Manager has used its judgement to determine the functional currency that most faithfully represents the economic effects of the underlying transactions, events and conditions and have determined the functional currency to be in RM primarily due to the following factors:

- i) Significant portion of the Fund's investments are denominated in RM.
- ii) Significant portion of the Fund's cash is denominated in RM.
- iii) Significant portion of the Fund's expenses are denominated in RM.

(l) Use of Estimates and Judgements

The preparation of financial statements in conformity with MFRS requires management to make judgements, estimates and assumptions that affect the application of accounting policies and the reported amounts of assets, liabilities, income and expenses. Actual results may differ from these estimates.

Estimates and underlying assumptions are reviewed on an ongoing basis. Revisions to accounting estimates are recognised in the year in which the estimate is revised and in any future year affected.

There are no significant areas of estimation uncertainty and critical judgements in applying accounting policies that have significant effect on the amounts recognised in the financial statements.

3 FINANCIAL INSTRUMENTS AND FINANCIAL RISK MANAGEMENT

Financial instruments of the Fund are as follows:

	At fair value through <u>profit or loss</u> RM	<u>At amortised cost</u> RM	<u>Total</u> RM
<u>As at 30.6.2024</u>			
Cash and cash equivalents (Shariah-compliant)	-	887,010	887,010
Islamic collective investment scheme	1,371,330	-	1,371,330
Quoted Shariah-compliant securities	6,304,199	-	6,304,199
Amount due from Manager	-	275	275
Dividend receivables	-	57,002	57,002
	<u>7,675,529</u>	<u>944,287</u>	<u>8,619,816</u>

MAKMUR MYWAKAF FUND

UNAUDITED NOTES TO THE FINANCIAL STATEMENTS FOR THE FINANCIAL PERIOD ENDED 30 JUNE 2024 (CONTINUED)

3 FINANCIAL INSTRUMENTS AND FINANCIAL RISK MANAGEMENT (CONTINUED)

Financial instruments of the Fund are as follows: (continued)

	At fair value through <u>profit or loss</u> RM	<u>At amortised cost</u> RM	<u>Total</u> RM
<u>As at 31.12.2023</u>			
Cash and cash equivalents (Shariah-compliant)	-	1,111,957	1,111,957
Islamic collective investment scheme	539,775	-	539,775
Quoted Shariah-compliant securities	6,411,476	-	6,411,476
Amount due from Manager	65	-	65
Management fee rebate receivable	399	-	399
Dividend receivables	8,630	-	8,630
	<u>6,960,345</u>	<u>1,111,957</u>	<u>8,072,302</u>

All liabilities are financial liabilities which are carried at amortised cost.

The Fund aims to facilitate investor who wish to channel a part of their investment returns for Wakaf purpose.

The Fund is exposed to a variety of risks which include market risk (inclusive of price risk, profit rate risk and foreign currency risk), credit risk, liquidity risk, capital risk and Shariah status reclassification risk.

Financial risk management is carried out through internal control process adopted by the Manager and adherence to the investment restrictions as stipulated in the Deeds and Guidelines.

(a) Market Risk

(i) Price Risk

The Fund is exposed to price risk because of investments held by the Fund and classified as at fair value through profit or loss. Price risk is the risk that fair value of investment will fluctuate because of the changes in market prices (other than those arising from profit rate risk). Such fluctuation may cause the Fund's net assets value ("NAV") and price of units to fall as well as rise, and income produced by the Fund may also fluctuate. The price risk is managed through diversification and selection of securities and other financial instruments within specified limits according to the Deeds.

MAKMUR MYWAKAF FUND

UNAUDITED NOTES TO THE FINANCIAL STATEMENTS FOR THE FINANCIAL PERIOD ENDED 30 JUNE 2024 (CONTINUED)

3 FINANCIAL INSTRUMENTS AND FINANCIAL RISK MANAGEMENT (CONTINUED)

(a) Market Risk (continued)

(i) Price Risk (continued)

The table below shows the financial instruments of the Fund which is exposed to price risk.

	As at <u>30.6.2024</u> RM	As at <u>31.12.2023</u> RM
Investments in Islamic collective investment scheme	883,715	539,775
Investments in quoted Shariah-compliant securities	<u>6,076,051</u>	<u>6,411,476</u>

The following table summarises the sensitivity of the Fund's profit or loss and net asset value risk movements at the end of each reporting period. The analysis is based on the assumptions that the market price increased and decreased by 5% with all other variables held constant and that fair value of the Fund's investments move according to the historical correlation of the index. Disclosures below are shown in absolute terms, changes and impacts could be positive or negative.

	Change in <u>price</u> %	Impact on profit or <u>loss/NAV</u> RM
<u>As at 30.6.2024</u>		
Investments in Islamic collective investment scheme	<u>5</u>	<u>1,371,330</u>
Investments in quoted Shariah-compliant securities	<u>5</u>	<u>6,304,199</u>
<u>As at 31.12.2023</u>		
Investments in Islamic collective investment scheme	<u>5</u>	<u>26,989</u>
Investments in quoted Shariah-compliant securities	<u>5</u>	<u>320,574</u>

MAKMUR MYWAKAF FUND

UNAUDITED NOTES TO THE FINANCIAL STATEMENTS FOR THE FINANCIAL PERIOD ENDED 30 JUNE 2024 (CONTINUED)

3 FINANCIAL INSTRUMENTS AND FINANCIAL RISK MANAGEMENT (CONTINUED)

(a) Market Risk (continued)

(ii) Profit Rate Risk

Profit rate risk rate is a general economic indicator that will have an impact on the management of the Fund.

All investment carried out for the Fund including placements and Islamic deposits are in accordance with Shariah.

Fair value profit rate risk is the risk that the value of a financial instrument will fluctuate due to changes in market profit rates.

The Fund's exposure to profit rates associated with Islamic deposits with licensed Islamic financial institutions is not material as the Islamic deposits are held on short-term basis.

(iii) Foreign Currency Risk

Foreign currency risk is associated with investments that are quoted and/or priced in foreign currency denomination. Foreign currency risk is the risk that the value of financial instruments will fluctuate due to changes in foreign exchange rates. The Manager will evaluate the likely directions of a foreign currency versus RM based on considerations of economic fundamentals such as profit risk differentials, balance of payments position, debt levels, and technical chart considerations.

The following table sets out the foreign currency risk concentrations arising from the denomination of the Fund's financial instruments in foreign currencies:

	Cash and cash equivalents RM	Net asset attributable to unit holders RM	Financial assets at fair value through profit and loss RM	Dividend receivables RM	Total RM
<u>As at</u> <u>30.6.2024</u>					
AUD	2,753	-	-	-	2,753
EUR	15	-	-	-	15
JPY	-	-	-	-	-
USD	33,522	(2,834)	178,486	921	210,095
<u>As at</u> <u>31.12.2023</u>					
AUD	2,747	(2,254)	-	-	493
EUR	15	-	-	-	15
USD	32,341	(2,930)	-	480	480

MAKMUR MYWAKAF FUND

UNAUDITED NOTES TO THE FINANCIAL STATEMENTS FOR THE FINANCIAL PERIOD ENDED 30 JUNE 2024 (CONTINUED)

3 FINANCIAL INSTRUMENTS AND FINANCIAL RISK MANAGEMENT (CONTINUED)

(a) Market Risk (continued)

(iii) Foreign Currency Risk (continued)

The table below summarises the sensitivity of the Fund's profit or loss and NAV to changes in foreign exchange movements at the end of each reporting period. The analysis is based on the assumption that the foreign exchange rate fluctuates by 5%, with all other variables remain constant. This represents management's best estimate of a reasonable possible shift in the foreign exchange rate, having regard to historical volatility of this rate. Disclosures below are shown in absolute terms, changes and impacts could be positive or negative.

	<u>% Change in foreign exchange rate</u>	<u>Impact on profit or loss/NAV</u>	
		As at <u>30.6.2024</u>	As at <u>31.12.2023</u>
	%	RM	RM
AUD	+/-5	33	25
EUR	+/-5	1	1
JPY	+/-5	9,973	-
SEK	+/-5	-	-
USD	+/-5	14,947	24

MAKMUR MYWAKAF FUND

UNAUDITED NOTES TO THE FINANCIAL STATEMENTS FOR THE FINANCIAL PERIOD ENDED 30 JUNE 2024 (CONTINUED)

3 FINANCIAL INSTRUMENTS AND FINANCIAL RISK MANAGEMENT (CONTINUED)

(b) Credit Risk

Credit risk is the risk of a financial loss to the Fund if counterparty to a financial instrument fails to meet its contractual obligations. The Fund's exposure to credit risk arises principally from its cash and cash equivalents, amount due from stockbrokers and amount due from Manager and other receivables.

The Manager manages the credit risk by setting counterparty limits and undertaking credit evaluation to minimise the risk. The exposure to credit risk is monitored on an ongoing basis.

The following table sets out the credit risk concentration of the Fund:

	Cash and cash equivalents (Shariah- compliant) RM	Amount due from Manager RM	Management fee rebate receivable RM	Dividend receivables RM	Total RM
<u>As at</u> <u>30.6.2024</u>					
Finance					
- AAA	1,633,463	-	-	-	1,633,463
Others					
- Not-rated	-	275	-	11,595	11,731
	<u>1,633,463</u>	<u>275</u>	<u>-</u>	<u>11,595</u>	<u>1,645,194</u>
<u>As at</u> <u>31.12.2023</u>					
Finance					
- AAA	141,571	-	-	-	141,571
Others					
- Not-rated	-	65	399	8,630	9,094
	<u>141,571</u>	<u>65</u>	<u>399</u>	<u>8,630</u>	<u>150,665</u>

All the financial assets of the Fund as at end of the financial period are neither past due nor impaired.

MAKMUR MYWAKAF FUND

UNAUDITED NOTES TO THE FINANCIAL STATEMENTS FOR THE FINANCIAL PERIOD ENDED 30 JUNE 2024 (CONTINUED)

3 FINANCIAL INSTRUMENTS AND FINANCIAL RISK MANAGEMENT (CONTINUED)

(c) Liquidity Risk

Liquidity risk is the risk that the Fund will not be able to meet its financial obligations as they fall due. The Fund's exposure to liquidity risk arises principally from its amount due to Manager, accrued management fee, amount due to Trustee, and other payables which are due within one year.

The Fund maintains sufficient level of Islamic liquid assets, after consultation with the Trustee, to meet anticipated payments and cancellation of units by unit holders. Islamic liquid assets comprise cash at bank and other instruments, which are capable of being converted into cash within 7 days.

The table below summarises the Fund's financial liabilities into relevant maturity groupings based on the remaining period as at the statement of financial position date to the contractual maturity date. The amounts in the table are the contractual undiscounted cash flows.

	Less than <u>1 month</u> RM	Between 1 month <u>to 1 year</u> RM	<u>Total</u> RM
<u>As at 30.6.2024</u>			
Amount due to Manager	-	-	-
Accrued management fee	11,888	-	11,888
Amount due to Trustee	921	-	921
Audit fee	-	6,628	6,628
Tax agent's fee	-	1,599	1,599
Distributions payable	-	45,905	45,905
Shariah Adviser's fee payable	-	3,000	3,000
Other payables	-	45,905	45,905
Net assets attributable to unit holders*	<u>7,611,592</u>	-	<u>7,611,592</u>
Contractual undiscounted cash flows	<u><u>7,624,273</u></u>	<u><u>62,439</u></u>	<u><u>7,686,712</u></u>
<u>As at 31.12.2023</u>			
Amount due to stockbrokers	235,035	-	235,035
Amount due to Manager	679	-	679
Accrued management fee	11,782	-	11,782
Amount due to Trustee	282	-	282
Audit fee	-	11,782	11,782
Tax agent's fee	-	1,166	1,166
Shariah Adviser's fee payable	-	6,000	6,000
Other payables	-	2,653	2,653
Net assets attributable to unit holders*	<u>7,805,797</u>	-	<u>7,805,797</u>
Contractual undiscounted cash flows	<u><u>8,053,575</u></u>	<u><u>21,601</u></u>	<u><u>8,075,176</u></u>

* Outstanding units are redeemed on demand at the unit holder's option. However, the Manager does not envisage that the contractual maturity disclosed in the table above will be representative of the actual cash outflows, as holders of these instruments typically retain them for the medium to long term.

MAKMUR MYWAKAF FUND

UNAUDITED NOTES TO THE FINANCIAL STATEMENTS FOR THE FINANCIAL PERIOD ENDED 30 JUNE 2024 (CONTINUED)

3 FINANCIAL INSTRUMENTS AND FINANCIAL RISK MANAGEMENT (CONTINUED)

(d) Capital Risk Management

The Fund's capital is represented by the unit holders' capital in the statement of financial position. The Manager of the Fund monitors the adequacy of capital on an ongoing basis. There is no external capital requirement imposed on the Fund.

(e) Fair Value Estimation

Fair value is defined as the price that would be received to sell an asset or paid to transfer a liability in an orderly transaction between market participants at the measurement date (i.e. an exit price).

The fair value of financial assets traded in active markets (such as trading Shariah-compliant securities) are based on quoted market prices at the close of trading on the financial period end date. The Fund utilises the last traded market price for financial assets where the last traded price falls within the bid-ask spread. In circumstances where the last traded price is not within the bid-ask spread, the Manager will determine the point within the bid-ask spread that is most representative of the fair value.

An active market is a market in which transactions for the asset or liability take place with sufficient frequency and volume to provide pricing information on an ongoing basis.

The fair value of financial assets that are not traded in an active market is determined by using valuation techniques.

(i) Fair Value Hierarchy

The table below analyses financial instruments carried at fair value. The different levels have been defined as follows:

- Quoted prices (unadjusted) in active market for identical assets or liabilities (Level 1)
- Inputs other than quoted prices included within Level 1 that are observable for the asset or liability, either directly (that is, as prices) or indirectly (that is, derived from prices) (Level 2)
- Inputs for the asset and liability that are not based on observable market data (that is, unobservable inputs) (Level 3)

The level in the fair value hierarchy within which the fair value measurement is categorised in its entirety is determined on the basis of the lowest level input that is significant to the fair value measurement in its entirety. For this purpose, the significance of an input is assessed against the fair value measurement in its entirety.

If a fair value measurement uses observable inputs that require significant adjustment based on unobservable inputs, that measurement is a Level 3 measurement.

Assessing the significance of a particular input to the fair value measurement in its entirety requires judgment, considering factors specific to the asset or liability.

MAKMUR MYWAKAF FUND

UNAUDITED NOTES TO THE FINANCIAL STATEMENTS FOR THE FINANCIAL PERIOD ENDED 30 JUNE 2024 (CONTINUED)

3 FINANCIAL INSTRUMENTS AND FINANCIAL RISK MANAGEMENT (CONTINUED)

(e) Fair Value Estimation (continued)

(i) Fair Value Hierarchy (continued)

The determination of what constitutes 'observable' requires significant judgment by the Fund. The Fund considers observable data to be that market data that is readily available, regularly distributed or updated, reliable and verifiable, not proprietary, and provided by independent sources that are actively involved in the relevant market.

	<u>Level 1</u> RM	<u>Level 2</u> RM	<u>Level 3</u> RM	<u>Total</u> RM
<u>As at 30.6.2024</u>				
Financial assets at fair value through profit or loss				
- Investments in Islamic collective investment scheme	1,360,149	-	-	1,360,149
- Investments in quoted Shariah-compliant securities	<u>6,316,644</u>	-	-	<u>6,316,644</u>

	<u>Level 1</u> RM	<u>Level 2</u> RM	<u>Level 3</u> RM	<u>Total</u> RM
<u>As at 31.12.2023</u>				
Financial assets at fair value through profit or loss				
- Investments in Islamic collective investment scheme	539,775	-	-	539,775
- Investments in quoted Shariah-compliant securities	<u>6,411,476</u>	-	-	<u>6,411,476</u>

Investments whose values are based on quoted market prices in active markets, and are therefore classified within Level 1, include Islamic collective investment scheme and quoted Shariah-compliant securities. The Fund's policies on valuation of these financial assets are stated in Note 2(b).

- (ii) The carrying values of Cash and cash equivalents (Shariah-compliant), amount due from Manager, amount due from stockbrokers, other receivables and all liabilities are a reasonable approximation of their fair values due to their short term nature.

(f) Shariah status reclassification risk

This risk refers to the risk of a possibility that the currently held Shariah-compliant equities or Islamic collective investment scheme or Islamic deposits or Islamic money market instruments invested by the Fund may be reclassified or declared as Shariah non-compliant by the relevant authority or the Shariah Adviser. If this occurs, the Manager will take the necessary steps to dispose of or withdraw such investments. There may be opportunity loss to the Fund due to the Fund not being allowed to retain the excess capital gains derived from the disposal of the said investments.

MAKMUR MYWAKAF FUND

UNAUDITED NOTES TO THE FINANCIAL STATEMENTS FOR THE FINANCIAL PERIOD ENDED 30 JUNE 2024 (CONTINUED)

4 MANAGEMENT FEE

The manager's fee payable to the Manager of the Fund is based on 1.80% (30.6.2023:1.80%) per annum for each class of the net asset value of the Fund calculated on a daily basis.

There will be no further liability to the Manager in respect of management fee other than amounts recognised above.

5 TRUSTEE'S FEE

The trustee's fee payable to the trustee of the Fund is based on 0.025% (30.6.2023:0.025%) per annum for each class subject to a minimum fee of RM12,000 per annum of the net asset value of the Fund, calculated on a daily basis.

6 TAXATION

	1.1.2024 to 30.6.2024 RM	1.1.2023 to 30.6.2023 RM
Taxation		
- Current taxation	<u>1,398</u>	<u>1,398</u>

A numerical reconciliation between the loss before finance cost and taxation multiplied by the Malaysian statutory income tax rate and tax expense of the Fund is as follows:

	RM	RM
Loss before finance cost and taxation	<u>(791,477)</u>	<u>(791,477)</u>
Taxation at Malaysian statutory rate of 24% (30.6.2023: 24%)	(189,954)	(189,954)
Tax effects of:		
- Investment loss not deductible for tax purpose	169,646	169,646
- Expenses not deductible for tax purposes	1,978	1,978
- Restrictions on the tax-deductible expenses for unit trust funds	<u>19,728</u>	<u>19,728</u>
	<u>1,398</u>	<u>1,398</u>

MAKMUR MYWAKAF FUND

UNAUDITED NOTES TO THE FINANCIAL STATEMENTS FOR THE FINANCIAL PERIOD ENDED 30 JUNE 2024 (CONTINUED)

7 CASH AND CASH EQUIVALENTS (SHARIAH-COMPLIANT)

	As at <u>30.6.2024</u> RM	As at <u>31.12.2023</u> RM
Cash at bank	242,125	141,571
Islamic deposits with licenced Islamic financial institutions	<u>1,391,338</u>	<u>970,386</u>
	<u><u>1,633,463</u></u>	<u><u>1,111,957</u></u>

Islamic deposits with licensed Islamic financial institutions of the Fund have an average maturity of 6 days (31.12.2023: 5 days).

Weighted average effective profit rate per annum is as follows:

	As at <u>30.6.2024</u> %	As at <u>31.12.2023</u> %
Islamic deposits with licensed Islamic financial institutions:	<u>2.96</u>	<u>2.97</u>

8 FINANCIAL ASSET AT FAIR VALUE THROUGH PROFIT OR LOSS (SHARIAH-COMPLIANT)

	As at <u>30.6.2024</u> RM	As at <u>31.12.2023</u> RM
Financial assets at fair value through profit or loss:		
Islamic collective investment scheme	1,371,330	539,775
Quoted Shariah-compliant securities	<u>6,304,199</u>	<u>6,411,476</u>
	<u><u>7,675,529</u></u>	<u><u>6,951,251</u></u>
	1.1.2024 to <u>30.6.2024</u> RM	1.1.2023 to <u>30.6.2023</u> RM
Net loss on financial asset at fair value through profit or loss:		
- Realised loss on disposal	324,730	324,730
- Unrealised fair value gain/(loss)	(997,616)	(997,616)
- Management fee rebate #	<u>1,656</u>	<u>1,656</u>
	<u><u>(671,230)</u></u>	<u><u>(671,230)</u></u>

Management fee rebate represents the Fund's entitlement to management fee rebate from the Manager of Islamic collective investment schemes the Fund's invest in.

MAKMUR MYWAKAF FUND

UNAUDITED NOTES TO THE FINANCIAL STATEMENTS FOR THE FINANCIAL PERIOD ENDED 30 JUNE 2024 (CONTINUED)

8 FINANCIAL ASSET AT FAIR VALUE THROUGH PROFIT OR LOSS (SHARIAH-COMPLIANT)

Details of Islamic collective investment scheme as at 30 June 2024 are set out as follows:

<u>Name of counter</u>	<u>Quantity</u> Units	<u>Aggregate</u> <u>cost</u> RM	<u>Market</u> <u>Value</u> RM	<u>Percentage</u> <u>of NAV</u> %
<u>Malaysia</u>				
<u>Financials</u>				
BGSEAIT - RM CLASS (GSTMWRF)	1,179,245	350,000	364,269	4.25
BIMB-Arabesque I Global Dividend Fund 1-RM Class (GD1MYRMWF)	1,044,861	533,715	553,881	6.46
<u>Islamic Real Estate Investment</u> <u>Trusts ("REITs")</u>				
Axis REIT	70,000	124,925	128,100	1.49
Al-'Aqar Healthcare REIT	<u>252,000</u>	<u>315,810</u>	<u>325,080</u>	<u>3.79</u>
Total Islamic Collective Investment Scheme	<u>2,546,106</u>	1,324,450	<u>1,371,330</u>	<u>15.99</u>
Accumulated unrealised loss on financial asset at fair value through profit or loss		<u>(46,880)</u>		
TOTAL FINANCIAL ASSET AT FAIR VALUE THROUGH PROFIT OR LOSS		<u>1,371,330</u>		

MAKMUR MYWAKAF FUND

UNAUDITED NOTES TO THE FINANCIAL STATEMENTS FOR THE FINANCIAL PERIOD ENDED 30 JUNE 2024 (CONTINUED)

8 FINANCIAL ASSET AT FAIR VALUE THROUGH PROFIT OR LOSS (SHARIAH-COMPLIANT) (CONTINUED)

Details of quoted Shariah-compliant securities as at 30 June 2024 are set out as follows:

<u>Name of counter</u>	<u>Quantity</u> Units	<u>Aggregate</u> <u>cost</u> RM	<u>Market</u> <u>Value</u> RM	<u>Percentage</u> <u>of NAV</u> %
<u>Malaysia</u>				
<u>Communication Services</u>				
TIME dotCom Bhd	50,000	260,914	251,500	2.93
	<u>50,000</u>	<u>260,914</u>	<u>251,500</u>	<u>2.93</u>
<u>Construction</u>				
Gamuda Bhd	79,000	482,961	519,820	6.06
IJM Corporation Bhd	117,000	314,381	356,850	4.16
	<u>196,000</u>	<u>797,342</u>	<u>876,670</u>	<u>10.22</u>
<u>Energy</u>				
Dayang Enterprise Holdings Bhd	40,000	107,054	105,200	1.23
Dialog Group Bhd	100,000	228,079	239,000	2.79
Velesto Energy Bhd	370,000	100,205	98,050	1.14
	<u>510,000</u>	<u>435,337</u>	<u>442,250</u>	<u>5.16</u>
<u>Consumer Discretionary</u>				
Bermaz Auto Bhd	90,000	216,768	225,900	2.64
<u>Health Care</u>				
IHH Healthcare Bhd	80,000	495,022	504,000	5.88
KPJ Healthcare Bhd	180,000	342,447	347,400	4.05
	<u>260,000</u>	<u>837,469</u>	<u>851,400</u>	<u>9.93</u>
<u>Industrials</u>				
Frontken Corporation Bhd	33,500	132,084	149,410	1.74
MISC Bhd	15,000	112,768	127,800	1.49
Pentamaster Corporation Bhd	30,000	150,184	150,600	1.76
Sime Darby Bhd	190,000	514,632	497,800	5.81
	<u>268,500</u>	<u>909,668</u>	<u>925,610</u>	<u>10.80</u>
<u>Information Technology</u>				
Inari Amertron Bhd	40,000	137,204	148,000	1.73
My E.G. Services Bhd	165,000	165,487	168,300	1.96
Unisem (M) Bhd	40,000	171,695	166,400	1.94
ViTrox Corporation Bhd	29,300	101,945	120,716	1.41
	<u>274,300</u>	<u>576,331</u>	<u>603,416</u>	<u>7.04</u>

MAKMUR MYWAKAF FUND

UNAUDITED NOTES TO THE FINANCIAL STATEMENTS FOR THE FINANCIAL PERIOD ENDED 30 JUNE 2024 (CONTINUED)

8 FINANCIAL ASSET AT FAIR VALUE THROUGH PROFIT OR LOSS (SHARIAH-COMPLIANT) (CONTINUED)

Details of quoted Shariah-compliant securities as at 30 June 2024 are set out as follows: (continued)

<u>Name of counter</u>	<u>Quantity</u> Units	<u>Aggregate</u> <u>cost</u> RM	<u>Market</u> <u>Value</u> RM	<u>Percentage</u> <u>of NAV</u> %
<u>Malaysia</u>				
<u>Materials</u>				
Malayan Cement Bhd	40,000	203,252	199,200	2.32
Press Metal Aluminium Holdings Bhd	54,000	299,092	311,040	3.63
Ta Ann Holdings Bhd	104,700	392,226	398,907	4.65
	<u>198,700</u>	<u>894,570</u>	<u>909,147</u>	<u>10.60</u>
<u>Real Estate</u>				
LBS Bina Group Bhd	232,000	133,795	167,040	1.95
Matrix Concepts Holdings Bhd	246,000	426,682	437,880	5.11
Sunway Bhd	47,000	162,186	169,670	1.98
	<u>525,000</u>	<u>722,662</u>	<u>774,590</u>	<u>9.04</u>
<u>Utilities</u>				
Tenaga Nasional Bhd	32,200	424,991	443,716	5.18
	<u>525,000</u>	<u>722,662</u>	<u>774,590</u>	<u>9.04</u>
Total quoted Shariah-compliant securities as at 30 June 2024	<u>4,950,806</u>	7,400,501	<u>7,675,529</u>	<u>89.53</u>
Accumulated unrealised loss on financial asset at fair value through profit or loss		<u>(275,027)</u>		
TOTAL FINANCIAL ASSET AT FAIR VALUE THROUGH PROFIT OR LOSS		<u>7,675,529</u>		

MAKMUR MYWAKAF FUND

UNAUDITED NOTES TO THE FINANCIAL STATEMENTS FOR THE FINANCIAL PERIOD ENDED 30 JUNE 2024 (CONTINUED)

8 FINANCIAL ASSET AT FAIR VALUE THROUGH PROFIT OR LOSS (SHARIAH-COMPLIANT) (CONTINUED)

Details of Islamic collective investment scheme as at 31 December 2023 are set out as follows:

<u>Name of counter</u>	<u>Quantity</u> Units	<u>Aggregate</u> <u>cost</u> RM	<u>Market</u> <u>Value</u> RM	<u>Percentage</u> <u>of NAV</u> %
<u>Malaysia</u>				
<u>Islamic Collective Investment</u> <u>Scheme</u>				
BIMB-Arabesque I Global Dividend Fund 1-RM Class	1,044,861	533,715	539,775	6.92
<u>Islamic Real Estate Investment Trust</u> <u>("REIT")</u>				
Al-'Aqar Healthcare REIT	445,000	557,680	551,800	7.07
Total Islamic Collective Investment Scheme	<u>1,489,861</u>	<u>1,091,395</u>	<u>1,091,575</u>	<u>13.99</u>
Accumulated unrealised loss on financial asset at fair value through profit or loss		<u>180</u>		
TOTAL FINANCIAL ASSET AT FAIR VALUE THROUGH PROFIT OR LOSS		<u>1,091,575</u>		

MAKMUR MYWAKAF FUND

UNAUDITED NOTES TO THE FINANCIAL STATEMENTS FOR THE FINANCIAL PERIOD ENDED 30 JUNE 2024 (CONTINUED)

8 FINANCIAL ASSET AT FAIR VALUE THROUGH PROFIT OR LOSS (SHARIAH-COMPLIANT) (CONTINUED)

Details of quoted Shariah-compliant securities as at 31 December 2023 are set out as follows:

<u>Name of counter</u>	<u>Quantity</u> Units	<u>Aggregate</u> <u>cost</u> RM	<u>Market</u> <u>Value</u> RM	<u>Percentage</u> <u>of NAV</u> %
<u>Malaysia</u>				
<u>Construction</u>				
Gamuda Berhad	104,000	482,194	477,360	6.12
<u>Consumer products & services</u>				
Bermaz Auto Berhad	163,000	393,228	384,680	4.93
Perak Transit Berhad	418,000	511,218	476,520	6.10
	581,000	904,446	861,200	11.03
<u>Health care</u>				
Hartalega Holdings Berhad	158,000	335,950	426,600	5.47
Kossan Rubber Industries Berhad	227,000	306,379	419,950	5.38
Top Glove Corporation Bhd	468,000	388,359	421,200	5.40
	853,000	1,030,688	1,267,750	16.25
<u>Industrial Products & Services</u>				
Sunway Berhad	116,000	235,035	238,960	3.06
<u>Plantation</u>				
TA Ann Holdings Berhad	90,000	323,526	329,400	4.22
<u>Property</u>				
Matrix Concepts Holdings Berhad	238,000	394,447	392,700	5.03
LBS Bina Group Bhd	995,000	573,821	572,125	7.33
	1,233,000	968,268	964,825	12.36
<u>Technology</u>				
D&O Green Technologies Bhd.	118,000	419,285	427,160	5.47
Dagang Nexchange Berhad	680,002	275,407	272,001	3.48
Frontken Corporation Bhd.	75,000	235,015	243,000	3.11
Malaysian Pacific Industries Bhd	12,800	341,469	360,960	4.62
Unisem (M) Berhad	126,000	412,102	417,060	5.34
	1,011,802	1,683,278	1,720,181	22.02
Total quoted Shariah-compliant securities as at 31 December 2023	5,478,663	6,718,830	6,951,251	89.05
Accumulated unrealised loss on financial asset at fair value through profit or loss		232,421		
TOTAL FINANCIAL ASSET AT FAIR VALUE THROUGH PROFIT OR LOSS		6,951,251		

MAKMUR MYWAKAF FUND

UNAUDITED NOTES TO THE FINANCIAL STATEMENTS FOR THE FINANCIAL PERIOD ENDED 30 JUNE 2024 (CONTINUED)

9 NUMBER OF UNITS IN CIRCULATION

	As at <u>30.6.2024</u> No. of units	As at <u>31.12.2023</u> No. of units
RM class (a)	45,396,440	45,892,372
USD class (b)	4,236	4,190
AUD class (c)	4,212	4,173
	<u>45,404,889</u>	<u>45,900,735</u>
 (a) <u>RM class</u>		
At beginning of the financial period/year	45,892,372	45,911,212
Creation of units arising from applications	624,770	1,201,649
Creation of units arising from distributions	440,365	943,788
Cancellation of units	<u>(1,561,067)</u>	<u>(2,164,277)</u>
At the end of the financial period/year	<u>45,396,440</u>	<u>45,892,372</u>
 (b) <u>USD class</u>		
At beginning of the financial period/year	4,190	4,098
Creation of units arising from distributions	<u>46</u>	<u>92</u>
At the end of the financial period/year	<u>4,236</u>	<u>4,190</u>
 (c) <u>AUD class</u>		
At beginning of the financial period/year	4,173	4,029
Creation of units arising from distributions	<u>39</u>	<u>62</u>
At the end of the financial period/year	<u>4,212</u>	<u>4,091</u>

MAKMUR MYWAKAF FUND

UNAUDITED NOTES TO THE FINANCIAL STATEMENTS FOR THE FINANCIAL PERIOD ENDED 30 JUNE 2024 (CONTINUED)

10 DISTRIBUTION

	<u>1.1.2024 to</u> <u>30.6.2024</u>	<u>1.1.2023 to</u> <u>30.6.2023</u>
	RM	RM
Distribution to unit holders is from the following sources:		
Dividend income from quoted Shariah-compliant securities	122,082	47,645
Profit income from Islamic deposits with licensed Islamic financial Institutions and hibah	13,149	18,620
Realised gain from disposal of quoted Shariah-compliant securities	126,935	147,784
Less:		
Expenses	<u>(101,040)</u>	<u>(81,002)</u>
Net distribution amount	<u>161,126</u>	<u>133,047</u>
Distribution by classes:		
- RM Class	161,011	132,958
- USD Class	70	53
- AUD Class	46	36
	<u>161,126</u>	<u>133,047</u>
GROSS/NET DISTRIBUTION PER UNIT (SEN)		
Distribution on 30 January 2024 / 27 January 2023		
- RM Class	<u>0.05</u>	<u>0.04</u>
- USD Class	<u>0.05</u>	<u>0.04</u>
- AUD Class	<u>0.05</u>	<u>0.04</u>
Distribution on 29 February 2024 / 27 February 2023		
- RM Class	<u>0.05</u>	<u>0.05</u>
- USD Class	<u>0.05</u>	<u>0.05</u>
- AUD Class	<u>0.05</u>	<u>0.05</u>
Distribution on 29 March 2024 / 29 March 2023		
- RM Class	<u>0.10</u>	<u>0.05</u>
- USD Class	<u>0.10</u>	<u>0.05</u>
- AUD Class	<u>0.10</u>	<u>0.05</u>
Distribution on 30 April 2024 / 28 April 2023		
- RM Class	<u>0.05</u>	<u>0.05</u>
- USD Class	<u>0.05</u>	<u>0.05</u>
- AUD Class	<u>0.05</u>	<u>0.05</u>
Distribution on 31 May 2024 / 30 May 2023		
- RM Class	<u>0.05</u>	<u>0.05</u>
- USD Class	<u>0.05</u>	<u>0.05</u>
- AUD Class	<u>0.05</u>	<u>0.05</u>
Distribution on 28 June 2024 / 27 June 2023		
- RM Class	<u>0.05</u>	<u>0.05</u>
- USD Class	<u>0.05</u>	<u>0.05</u>
- AUD Class	<u>0.05</u>	<u>0.05</u>

MAKMUR MYWAKAF FUND

UNAUDITED NOTES TO THE FINANCIAL STATEMENTS FOR THE FINANCIAL PERIOD ENDED 30 JUNE 2024 (CONTINUED)

10 DISTRIBUTION (CONTINUED)

Gross distribution is derived using total income less total expenses. Net distribution above is sourced from current financial periods' realised gain.

Gross distribution per unit is derived from gross realised income less expenses, divided by the number of units in circulation. Net distribution per unit is derived from gross realised income less expenses and taxation, divided by the number of units in circulation.

50% of the Fund's monthly income distribution, if any, will be disbursed as Wakaf Asset. In the case where there is no net realised income for a particular month, no Wakaf Asset will be disbursed accordingly. For this purpose, by investing in the Fund, Unit Holder agrees to appoint AIBIM (or any other institution or organisations as nominated by the Manager in accordance with the SC Guidelines) to distribute the Wakaf Asset to identified Wakaf projects under myWakaf initiative.

Wakaf Asset of MWF

	<u>30.6.2024</u>	<u>Financial period ended</u> 31.12.2023
	RM	RM
Total brought forward	277,807	147,023
Total Received	80,560	160,426
Total Distribution*	(40,000)	(29,642)
Total carried forward	<u>318,367</u>	<u>277,807</u>

*The detailed distribution as at 30 June 2024 in table below:

Name of Project	Location	Collection Goal	Description of the project	MWF Wakaf Asset Contribution
Van for Youth Empowerment Foundation (YEF)	Semenyih, Selangor	74,105	MyWakaf project of the collaboration between Pusat Wakaf MAIWP and Bank Islam for delivery of Waqf: A Van for Youth Empowerment Foundation (YEF). The Van purchased is within the Fund's affordability which is Proton Exora.	74,105
Total Distribution				<u><u>74,105</u></u>

MAKMUR MYWAKAF FUND

UNAUDITED NOTES TO THE FINANCIAL STATEMENTS FOR THE FINANCIAL PERIOD ENDED 30 JUNE 2024 (CONTINUED)

10 DISTRIBUTION (CONTINUED)

*The detailed distribution as at 30 June 2024 in table below:

Name of Project	Location	Collection Goal	Description of the project	MWF Wakaf Asset Contribution
Akademi Tahfiz Hidayatul Quran Annur	Sibu, Sarawak	208,414	<p>This Tahfiz school is a collaboration between Tabung Baitulmal Sarawak (TBS) and Akademi Tahfiz Hidayatul Quran Annur (Akademi). TBS provides the waqf premise whilst the operation is handled by Akademi. The Akademi was established in December 2015 and solely depends on donations from NGOs and the public for its day-to-day operation and other necessary expenses. Currently, there are 12 full-time students in the Akademi and mostly from Sarawak.</p> <p><i>For more details, please refer to URL: https://www.mywakaf.com.my/our-projects/?project=43</i></p>	30,000
Solar Dome Dryer	Perlis	136,000	<p>The Solar Dome Dryer (SDD) is the first project under myWakaf 2.0, designed for distribution across all 14 states in Malaysia to empower local communities. The SDD enables fishermen and farmers to dry their products, such as salted fish and dried fruits, irrespective of weather conditions. This initiative is expected to boost their household incomes significantly. For more details, please refer to the following URL:</p> <p>https://www.mywakaf.com.my/our-projects/?project=54</p> <p>A total of RM40,000.00 from the wakaf asset was utilized to construct a platform at the selected site in Pulau Ketam, Perlis, which is located near a seawater waterway. It was crucial to elevate the site and build the platform before installing the SDD to protect it from potential damage and corrosion.</p>	40,000

Total Distribution 144,105

MAKMUR MYWAKAF FUND

UNAUDITED NOTES TO THE FINANCIAL STATEMENTS FOR THE FINANCIAL PERIOD ENDED 30 JUNE 2024 (CONTINUED)

11 TOTAL EXPENSE RATIO (“TER”)

	<u>As at</u> <u>30.6.2024</u>	<u>As at</u> <u>30.6.2023</u>
TER (%)	<u>1.10</u>	<u>1.09</u>

TER is derived from the following calculation:

$$\text{TER} = \frac{(A + B + C + D + E) \times 100}{F}$$

A = Management fee

B = Trustee’s and custodian fees

C = Audit fee

D = Tax agent’s fee

E = Other expenses including Sales and Service Tax (“SST”) on transaction costs

F = Average NAV of the Fund calculated on a daily basis

The average NAV of the Fund for the financial period calculated on a daily basis is RM 8,404,559 (30.6.2023: RM 8,121,593).

12 PORTFOLIO TURNOVER RATIO (“PTR”)

	<u>As at</u> <u>30.6.2024</u>	<u>As at</u> <u>30.6.2023</u>
PTR (times)	<u>1.63</u>	<u>0.58</u>

PTR is derived from the following calculation:

$$\frac{(\text{Total acquisition for the financial period} + \text{total disposal for the financial period}) \div 2}{\text{Average NAV of the Fund for the financial period calculated on a daily basis}}$$

where:

total acquisition for the financial period = RM 13,370,630 (30.6.2023: RM 5,222,824)

total disposal for the financial period = RM 13,965,630 (30.6.2023: RM 4,137,958)

MAKMUR MYWAKAF FUND

UNAUDITED NOTES TO THE FINANCIAL STATEMENTS FOR THE FINANCIAL PERIOD ENDED 30 JUNE 2024 (CONTINUED)

13 UNITS HELD BY THE MANAGER AND PARTIES RELATED TO THE MANAGER, AND SIGNIFICANT RELATED PARTY TRANSACTIONS AND BALANCES

The related parties and their relationship with the Fund are as follows:

<u>Related parties</u>	<u>Relationship</u>
BIMB Investment Management Berhad	The Manager
Bank Islam Malaysia Berhad (“Bank Islam”)	Immediate holding company of the Manager
Directors of BIMB Investment Management Berhad	Directors of the Manager
Subsidiaries and associates of Bank Islam as disclosed in its financial statements	Subsidiaries and associate companies of the immediate holding company of the Manager
CIMB Islamic Trustee Berhad	Trustee of the Fund

The number and value of units held legally or beneficially by the Manager and parties related to the Manager are as follows:

	<u>As at 30.6.2024</u>		<u>As at 31.12.2023</u>	
	Units	RM	Units	RM
<u>Manager</u>				
BIMB Investment Management Berhad				
- RM class	4,219	795	4,179	710
- USD class	4,236	694	4,190	2,930
- AUD class	4,212	802	4,173	2,254
	<u>4,219</u>	<u>802</u>	<u>4,173</u>	<u>2,254</u>
<u>Immediate holding company of the Manager</u>				
Bank Islam Malaysia Berhad				
- RM class	40,000,000	6,648,000	40,000,000	6,800,000
	<u>40,000,000</u>	<u>6,648,000</u>	<u>40,000,000</u>	<u>6,800,000</u>

In the opinion of the Manager, the above units were transacted at the prevailing market price. The units are held beneficially by the Manager for booking purposes.

MAKMUR MYWAKAF FUND

UNAUDITED NOTES TO THE FINANCIAL STATEMENTS FOR THE FINANCIAL PERIOD ENDED 30 JUNE 2024 (CONTINUED)

13 UNITS HELD BY THE MANAGER AND PARTIES RELATED TO THE MANAGER, AND SIGNIFICANT RELATED PARTY TRANSACTIONS AND BALANCES (CONTINUED)

In addition to related party disclosures mentioned elsewhere in the financial statements, set out below are other significant related party transactions. The Manager is of the opinion that all transactions with the related companies have been entered into the normal course of business at agreed terms between the related parties.

	Transactions during the financial period		Balance as at	
	1.1.2024 to 30.6.2024 RM	1.1.2023 to 30.6.2023 RM	30.6.2024 RM	31.12.2023 RM
<u>The Manager</u>				
BIMB Investment Management Berhad				
- Amount due from Manager	-	-	275	65
- Amount due to Manager	-	-	-	679
- Management fee	75,218	72,854	(11,666)	(11,782)
- Sales	465,625	465,625	-	-
<u>Holding company of the Manager</u>				
Bank Islam Malaysia Berhad				
- Income from short term placements	-	-	-	-
<u>Related company of the Manager</u>				
BIMB Securities Sdn Bhd				
- Sales	1,199,000	1,199,000	-	-
- Purchase	1,901,441	1,901,441	-	-
- Brokerage	5,426	5,426	-	-
<u>The Trustee</u>				
CIMB Islamic Trustee Berhad				
- Trustee fee	5,984	5,984	(986)	(282)

MAKMUR MYWAKAF FUND

UNAUDITED NOTES TO THE FINANCIAL STATEMENTS FOR THE FINANCIAL PERIOD ENDED 30 JUNE 2024 (CONTINUED)

14 TRANSACTIONS WITH BROKERS

Details of transaction is as follows:	Value of <u>Trade</u> RM	Percentage of total <u>trade</u> %	Brokerage <u>fee</u> RM	Percentage of total brokerage <u>fee</u> %
<u>30.6.2024</u>				
BIMB Securities Sdn Bhd*	9,346,509	33.76	16,356	34.22
KAF Seagroatt & Campbell Securities Sdn. Bhd.	3,383,984	12.22	5,922	12.39
Hong Leong Investment Bank Bhd.	2,516,821	9.09	4,404	9.21
Maybank Investment Bank Bhd.	2,276,729	8.22	3,942	8.25
Kenanga Investment Bank Bhd.	2,036,759	7.36	3,564	7.46
RHB Investment Bank Bhd.	1,934,237	6.99	3,385	7.07
Phillip Capital Sdn Bhd	1,624,062	5.87	2,842	5.95
AmlInvestment Bank Bhd.	1,364,706	4.93	2,388	5.00
TA Securities Holdings Bhd.	1,213,377	4.38	2,123	4.44
CIMB Investment Bank Bhd.	806,284	2.91	1,411	2.95
Other brokers	1,184,794	4.27	1,461	3.06
	<u>27,338,262</u>	<u>100.00</u>	<u>47,798</u>	<u>100.00</u>
<u>31.12.2023</u>				
BIMB Securities Sdn Bhd*	9,870,912	40.56	17,319	43.18
RHB Investment Bank Bhd.	3,426,090	14.08	5,996	14.95
TA Securities Holdings Bhd.	2,311,105	9.49	4,044	10.08
CIMB Investment Bank Bhd.	1,896,436	7.79	2,783	6.93
KAF Seagroatt & Campbell Securities Sdn. Bhd.	1,346,130	5.53	2,395	5.97
Macquarie Capital Securities (Malaysia) Sdn. Bhd.	1,256,748	5.16	1,796	4.48
Maybank Investment Bank Bhd.	1,196,517	4.92	2,094	5.22
BIMB Investment Management Berhad*	999,340	4.11	128	0.32
Hong Leong Investment Bank Bhd.	922,318	3.79	1,614	4.02
MIDF Amanah Investment Bank Bhd.	824,089	3.38	1,442	3.59
Other brokers	288,746	1.19	505	1.26
	<u>24,338,431</u>	<u>100.00</u>	<u>40,116</u>	<u>100.00</u>

* Transactions with the related party have been entered into in the normal course of business at agreed terms between the related parties.

MAKMUR MYWAKAF FUND

UNAUDITED NOTES TO THE FINANCIAL STATEMENTS FOR THE FINANCIAL PERIOD ENDED 30 JUNE 2024 (CONTINUED)

15 SHARIAH INFORMATION OF THE FUND

The Shariah Adviser confirmed that the investment portfolio of the Fund is Shariah-compliant, which comprises:

- a) Equity securities listed on Bursa Malaysia Securities Berhad which have been classified as Shariah-compliant by the Shariah Advisory Council of the Securities Commission Malaysia;
- b) Equity securities listed on foreign markets which have been classified as Shariah-compliant;
- c) Collective investment schemes which have been verified as Shariah-compliant by the Shariah Adviser; and
- d) Cash placements and liquid assets in local market, which are placed in Shariah-compliant investment and/or instruments.

16 APPROVAL OF FINANCIAL STATEMENTS

The financial statements have been approved by the Manager on 26 August 2024.

6.0 CORPORATE DIRECTORY

Manager	BIMB Investment Management Berhad [199301021508 (276246-X)] Registered Office Level 32, Menara Bank Islam, No. 22, Jalan Perak 50450, Kuala Lumpur Business Office Level 19, Menara Bank Islam, No. 22, Jalan Perak 50450, Kuala Lumpur
Board of Directors	Datin Maznah Mahbob (Chairman Non-Executive Independent Director) Dato' Seri Dr. Mohamad Zabidi Ahmad (Non-Executive Independent Director) Sharifah Sarah Syed Mohamed Tahir (Non-Executive Non-Independent Director) Mashitah Haji Osman (Non-Executive Independent Director)
Shariah Adviser	BIMB SECURITIES SDN BHD (Registration No. 199401004484 (290163-X)) Registered Office Level 32, Menara Bank Islam, No. 22, Jalan Perak 50450, Kuala Lumpur Business Office Level 34, Menara Bank Islam, No. 22, Jalan Perak 50450, Kuala Lumpur
Investment Committee	Khairul Muzamel Perera Abdullah (Chairman – Independent Member) Mohd Radzuan Ahmad Tajuddin (Independent Member) Dato' Seri Dr. Mohamad Zabidi Ahmad (Independent Member)
Board Audit & Risk Committee	Dato' Seri Dr. Mohamad Zabidi Ahmad (Chairman Non-Executive Independent Director) Sharifah Sarah Syed Mohamed Tahir (Non-Executive Non-Independent Director) Mashitah Haji Osman (Non-Executive Independent Director)
Company Secretary	Maria binti Mat Said (LS 009400) Level 32, Menara Bank Islam, No. 22, Jalan Perak 50450, Kuala Lumpur
Key Management	Azdini Nor Azman (Chief Executive Officer) Bakri Jamaluddin (Chief Operating Officer) Nazifah Mohd Arshad (Head of Equity) Mohd Shahir Seberi (Head of Fixed Income) Ahmad Razli Sabri (Head of Fund Operations & Administration) Noorsazreen Nordin (Head of Compliance)
Principal Banker	Bank Islam Malaysia Berhad Ground Floor, Menara Bank Islam No. 22, Jalan Perak 50450 Kuala Lumpur

Trustee	CIMB Islamic Trustee Berhad [198801000556 (167913-M)] Level 13, Menara CIMB, Jalan Stesen Sentral 2, Kuala Lumpur Sentral, 50470 Kuala Lumpur.
Federation of Investment Managers Malaysia (FIMM)	19-06-1, 6th Floor, Wisma Tune No.19, Lorong Dungun Damansara Heights 50490 Kuala Lumpur
Distributors	Bank Islam Malaysia Berhad Affin Bank Berhad Phillip Mutual Berhad iFast Capital Sdn Bhd UOB Kay Hian Securities (M) Sdn. Bhd.
Wakaf Administrator	myWakaf of the Association of Islamic Banking and Financial Institutions Malaysia (AIBIM)
Toll Free Number: 1-800-88-1196	
www.bimbinvestment.com.my	