

BIMB-ARABESQUE ASIA PACIFIC SHARIAH-ESG EQUITY FUND (“BAPAC”)

SEMI-ANNUAL REPORT FOR THE FINANCIAL PERIOD
ENDED 30 APRIL 2024

*LAPORAN PERTENGAHAN TAHUN BAGI TEMPOH KEWANGAN
BERAKHIR 30 APRIL 2024*



MANAGER:

BIMB INVESTMENT MANAGEMENT BERHAD 199301021508 (276246-X)

TABLE OF CONTENT

No.	Particulars	Page
1.0	Manager's Report	1
1.1	Fund Name/ Fund Type/ Fund Category/ Investment Objective/ Benchmark/ Distribution Policy	1
1.2	Performance for the Financial Period Ended 30 April 2024	2
1.3	Economy and Market Review	4
1.4	Market Outlook and Strategy	5
1.5	Asset Allocation	5
1.6	Other Performance Data for the Financial Period Ended 30 April 2024 and Financial Year Ended 31 October	6
1.7	Unit Holdings as at 30 April 2024	7
1.8	Policy on Rebate and Soft Commission	8
2.0	Directors' Declaration Report	17
3.0	Trustee's Report	18
4.0	Shariah Adviser's Report	19
5.0	Financial Statements (Unaudited)	20
6.0	Corporate Directory	49

1.0 MANAGER'S REPORT

Dear Unit Holders,

We are pleased to present the Manager's report of BIMB-ARABESQUE Asia Pacific Shariah-ESG Equity Fund (BAPAC) for the financial period ended 30th April 2024.

1.1 Fund Name/ Fund Type/ Fund Category/ Investment Objective/ Benchmark/ Distribution Policy

Fund Name	BIMB-ARABESQUE Asia Pacific Shariah-ESG Equity Fund (BAPAC)
Fund Type	Growth
Fund Category	Equity
Investment Objective	<p>The Fund seeks to achieve medium to long-term capital appreciation.</p> <p><i>Any material changes to the Fund's investment objective would require Unit Holders' approval.</i></p>
Benchmark	<p>FTSE Asia Pacific Shariah Index</p> <p>The rationale of the benchmark is to reflect the Fund's regional focus, which is investing in equities of Asia Pacific countries excluding India and Malaysia.</p> <p><i>Please note that the risk profile of the Fund may be higher than the risk profile of the benchmark.</i></p>
Distribution Policy	Distributions, if any, are at the discretion of the Manager and will vary from period to period depending on the availability of realised income for distribution and performance of the Fund.

1.2 Performance for the Financial Period Ended 30 April 2024

1.2.1 Performance Review

For the financial period under review, BIMB-ARABESQUE Asia Pacific Shariah-ESG Equity Fund (“the Fund”) registered a return of 10.34% as compared to its benchmark’s return of 18.79% for USD Class. Meanwhile, the Fund registered a return of 10.54% as compared to its benchmark return of 18.93% for RM Class.

The selected performance benchmark for the Fund is FTSE Asia Pacific Shariah Index. The Fund managed to achieve capital appreciation as per its investment objective during the period under review due to overall positive movement of the Asia Pacific equity market.

As at 30th April 2024, the Fund has 97.14% exposure in Shariah-compliant equities and the remaining in Shariah-compliant cash and cash equivalents. The total Net Asset Value (“NAV”) of the Fund is USD2.47 million constituting two currency classes which are Malaysian Ringgit and US Dollar.

For the financial period under review, the Fund had complied with the requirements of the Guidelines on Sustainable and Responsible Investment Funds. The proportion of underlying investments that are consistent with the SRI Fund’s policies, strategies, and sustainability risk considerations is taken into account in the SRI Fund’s investment decision-making process.

S-Ray® is the Investment Advisor’s proprietary assessment of non-financial risk factors such as ESG issues as well as alignment with the principles of the UNGC.

a. UNGC: Through S-Ray®, companies with poor performance on the UNGC principles regarding human rights, labour rights, environment and anti-corruption are excluded. Poor performance based on the UNGC principles where a company’s ESG Book-UNGC score is in the worst 5% of all companies.

b. ESG: Through S-Ray®, companies with poor performance on ESG topics are excluded. The S-Ray methodology identifies and weights ESG metrics based on their material (positive or negative) impact on financial performance. Poor performance based on ESG topics is where a company’s ESG Book ESG score is in the bottom 25% of the sector.

For the financial period under review, the Fund has not undertaken any securities lending or repurchase transactions nor cross trade transactions. There was no significant change to the state of affairs of the Fund and no circumstances that materially affect the interest of unit holders that have taken place up to the date of this Manager’s Report.

1.2.2 Total Return and Average Total Return for the Financial Period Ended 30 April 2024

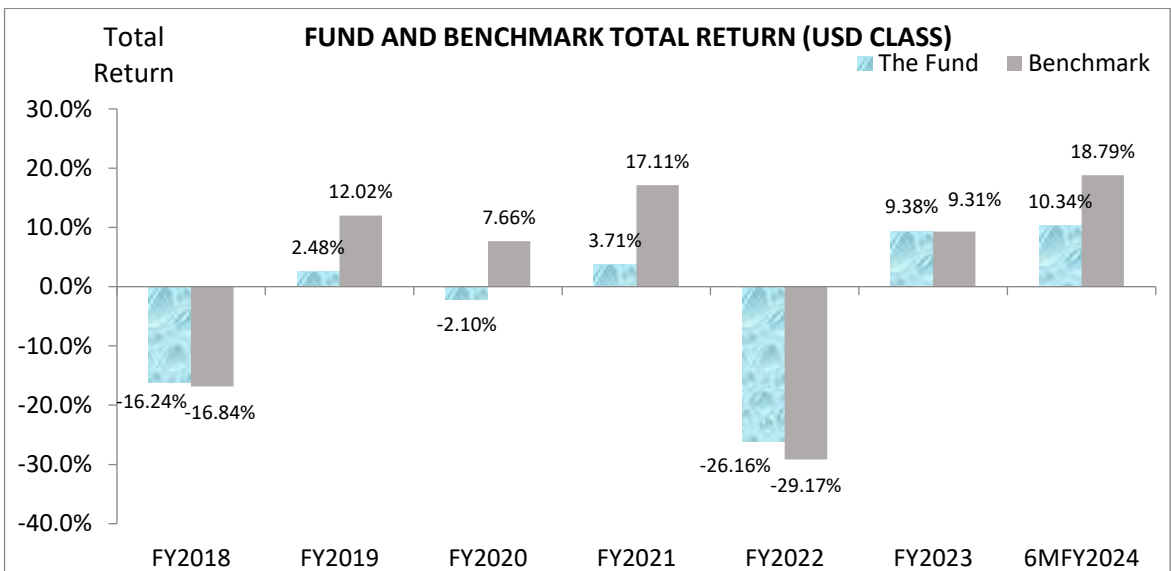
USD Class				
Period	Fund		Benchmark	
	Total Return (%)	Average Total Return (%)	Total Return (%)	Average Total Return (%)
6-Month	10.34	20.68	18.79	37.58
1-Year	9.47	9.47	11.56	11.56
3-Year	(18.64)	(6.21)	(10.82)	(3.60)
5-Year	(9.84)	(1.97)	17.67	3.53

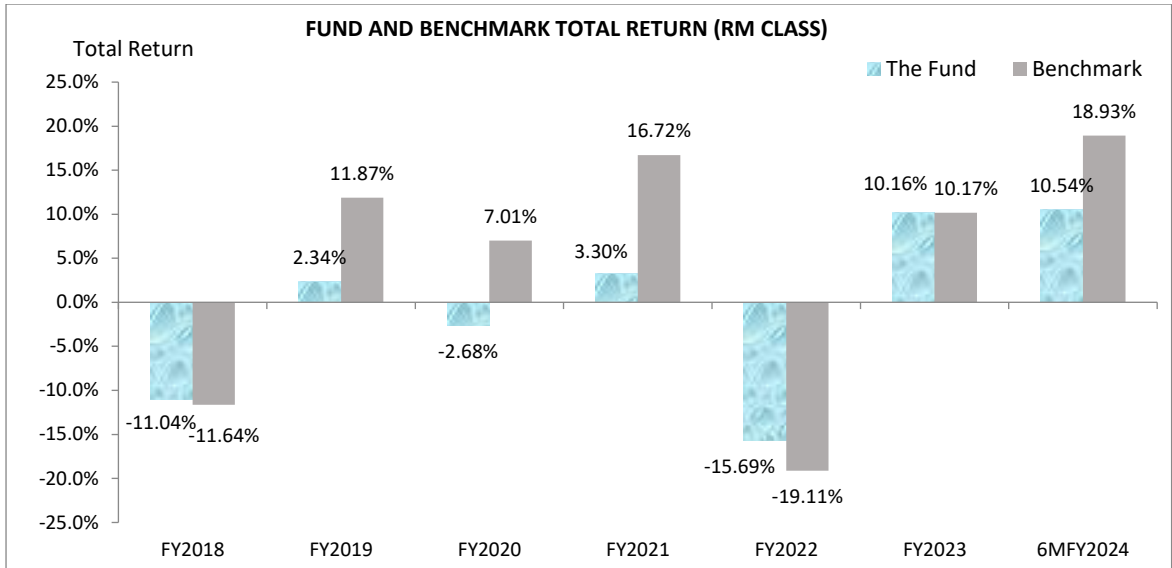
RM Class				
Period	Fund		Benchmark	
	Total Return (%)	Average Total Return (%)	Total Return (%)	Average Total Return (%)
6-Month	10.54	21.08	18.93	37.86
1-Year	17.10	17.10	19.29	19.29
3-Year	(5.09)	(1.70)	4.04	1.35
5-Year	3.94	0.79	35.70	7.14

1.2.3 Total Return for the Previous Financial Years

Financial Year	Total Return			
	Fund USD Class	Benchmark USD Class	Fund RM Class	Benchmark RM Class
31 October 2023	9.38	9.31	10.16	10.17
31 October 2022	(26.16)	(29.17)	(15.69)	(19.11)
31 October 2021	3.71	17.11	3.30	16.72
31 October 2020	-2.10	7.66	-2.68	7.01
31 October 2019	2.48	12.02	2.34	11.87
31 October 2018	-16.24	-16.84	-11.04	-11.64

Figure 1: Movement of the Fund versus the Benchmark





Data Source : BIMB Investment Management Berhad
Data verified by : Novagni Analytics & Advisory Sdn. Bhd.
Benchmark : FTSE Asia Pacific Shariah Index

Notes:

- Total Return** of the Fund had been verified by Novagni Analytics & Advisory Sdn. Bhd. (363145-W)
- Average Total Return** derived by the formula below:

$$\frac{\text{Total Return}}{\text{Number of Years under Review}}$$

The calculation of the average total return was based on method obtained from Lipper Asia Ltd.

Unit prices and return on investment may fluctuate, hence, past performance shall not be an indicator of future performance.

1.3 Economy and Market Review

1.3.1 Economy

- The United States (US) economy accelerated 1.3% year-on-year during the first quarter of 2024 versus its fourth quarter 2023 GDP increase of 3.4%. GDP growth in the first quarter was driven by increased in consumer spending and housing investment that were partly offset by a decreased in inventory investment.
- The Euro Area economy grew 0.3% year-on-year in Q1 2024, recovering from a 0.1% contraction in each of the previous two quarters. Growth was driven by exports recovery as well as consumer spending growth.
- The Chinese economy advanced 5.3% year-on-year in Q1 of 2024, accelerating from 5.2% growth in Q4 and off for a strong start for the year thanks to strong performances in the industrial and services sectors.
- The Japanese economy Japan's GDP shrank 0.5% quarter-on-quarter in Q1 of 2024 as private consumption fell for the fourth straight quarter, due to elevated price pressure, tepid wage growth, and the impact of an earthquake on the first day of the year.

(Source: Bureau of Economic Analysis, CNBC, Trading Economics)

1.3.2 Market Review

Equity

FTSE Asia Pacific Shariah Index (the Index) commenced the period under review at 2348.91 points on 31st October 2023, which was also the lowest point for the review period. Subsequently, the Index climbed to the highest level of 2877.19 points on 9th April 2024 before easing off and closing at 2790.30 points on 30th April 2024. For the financial period under review, the Index was up by 441.39 points or 18.79%.

(Source: Bloomberg)

1.4 Market Outlook and Strategy

Equity

The Fund employs a quantitative approach. Given the quantitative and momentum-based nature of the strategy, the Manager does not manage the Fund based on macro analysis, views and expected outlook. The Fund invests through a rules-based investment process which will be rebalanced monthly.

1.5 Asset Allocation

BIMB-ARABESQUE Asia Pacific Shariah-ESG Equity Fund	30 April 2024 (%)	31 October 2023 (%)	31 October 2022 (%)	31 October 2021 (%)
Investment in Foreign Quoted Shariah-compliant Securities				
Quoted in Australia	8.50	7.94	20.70	18.50
Quoted in Hong Kong	6.10	0	6.70	12.18
Quoted in Indonesia	3.07	4.90	5.45	-
Quoted in Japan	46.79	45.11	41.58	43.12
Quoted in Korea	11.29	12.36	3.00	2.20
Quoted in New Zealand	-	-	-	2.03
Quoted in Singapore	-	-	2.42	-
Quoted in Thailand	3.32	2.17	12.13	2.95
Quoted in Taiwan	18.06	24.45	7.89	17.31
	97.13	96.93	99.87	98.29
Shariah-compliant Cash and Short Term Islamic Deposit:	2.87	3.07	0.13	1.71
	100.00	100.00	100.00	100.00

1.6 Other Performance Data for Financial Period Ended 30 April 2024 and Financial Year Ended 31 October

BIMB-ARABESQUE Asia Pacific Shariah-ESG Equity Fund	30 April 2024	31 October 2023	31 October 2022	31 October 2021
Net Asset Value (NAV)				
- RM Class	2,443,008	1,825,726	1,911,210	2,850,272
- USD Class	26,270	10,342	35,252	48,153
Units in Circulation				
- RM Class	49,606,987	40,903,504	47,250,022	51,560,481
- USD Class	135,254	58,754	221,034	221,034
NAV per Unit in USD				
- RM Class	0.0492	0.0446	0.0404	0.0553
- USD Class	0.1942	0.1760	0.1595	0.2179
NAV per Unit in respective class currencies				
- RM Class	0.2349	0.2125	0.1912	0.2288
- USD Class	0.1942	0.1760	0.1595	0.2179
Highest NAV per unit in respective class currencies				
- RM Class	0.2411	0.1890	0.2205	0.2530
- USD Class	0.2019	0.2216	0.2340	0.2417
Lowest NAV per unit in respective class currencies				
- RM Class	0.2158	0.1599	0.1581	0.2215
- USD Class	0.1784	0.1923	0.1864	0.2101
Total Return (%) ^(a)				
- RM Class	10.34	10.16	-15.69	3.30
- USD Class	10.54	9.38	-26.16	3.71
Capital Return (%) ^(b)				
- RM Class	10.34	10.16	-15.69	3.30
- USD Class	10.54	9.38	-26.16	3.71
Income Return (%) ^(c)				
- RM Class	-	-	-	-
- USD Class	-	-	-	-
Total Expense Ratio (TER)(%)^(d)	4.15	3.11	2.72	4.88
Portfolio Turnover Ratio (PTR)(times)(e) *	4.65	2.14	1.87	2.82

* PTR for the financial period ended 30 April 2024 was higher than previous financial year due to higher average purchases and sales amount by the Fund during the financial period.

Notes:

- a) **Total Return** = $\frac{\text{NAV per unit (end of financial period/year)} - 1}{\text{NAV per unit (beginning of financial period/year)}}$
- b) **Capital Return** = Total Return of the Fund – Income Return
- c) **Income Return** = $\frac{\text{Income Distribution per Unit / NAV per Unit on beginning of financial period/year}}{\text{NAV per Unit on beginning of financial period/year}} \times 100$
- d) **Total Expenses Ratio** = It is the total expenses expressed as an annual percentage of the Fund's average NAV
- e) **Portfolio Turnover Ratio** = It represents the average of the total acquisitions and disposals of the investment in the Fund for the semi-annual period over the average Net Asset Value of the Fund calculated on a daily basis

1.7 Unit Holdings as at 30 April 2024

Size of Holdings	RM Class			
	No. of Unit Holders		No. of Units Held	
	No.	%	Unit	%
5,000 and below	7518	97.07%	1,851,701.56	3.73%
5,001 to 10,000	125	1.61	889,414.55	1.79
10,001 to 50,000	83	1.07%	1,814,615.70	3.66%
50,001 to 500,000	10	0.13%	1,467,385.67	2.96%
500,001 and above	9	0.12%	43,583,869.37	87.86%
Grand Total for the Fund	7,745	100.00	49,606,986.85	100.00

Size of Holdings	USD Class			
	No. of Unit Holders		No. of Units Held	
	No.	%	Unit	%
5,000 and below	0	0.00%	0.00	0.00%
5,001 to 10,000	0	0.00%	0.00	0.00%
10,001 to 50,000	1	33.33%	10,355.36	7.66%
50,001 to 500,000	2	66.67%	124,898.37	92.34%
500,001 and above	0	0.00%	0.00	0.00%
Grand Total for the Fund	3	100.00	135,253.73	100.00

1.8 Policy on Rebate and Soft Commission

Any rebates received by the Manager will be directed to the account of the Fund. Any soft commissions received from the brokers who are in the form of research and advisory services that assist in the decision-making process relating to the Fund's investment may be retained by the Manager.

For the financial period under review, the Manager had received on behalf of the Fund, soft commissions from brokers in the form of research and advisory services which are of demonstrable benefit to Unit Holders of the Fund and the Manager also confirms there was no churning of trades.

For and on behalf of

The Manager

BIMB INVESTMENT MANAGEMENT BERHAD

Date: 28 June 2024

1.0 LAPORAN PENGURUS

Para Pemegang Unit,

Kami dengan sukacitanya membentangkan laporan Pengurus Dana BIMB-ARABESQUE Asia Pacific Shariah-ESG Equity ("BAPAC") bagi tempoh kewangan berakhir 30 April 2024.

1.1 Nama Dana/ Jenis Dana/ Kategori Dana/ Objektif Pelaburan / Penanda Aras / Polisi Agihan

Nama Dana	Dana BIMB-ARABESQUE Asia Pacific Shariah-ESG Equity (BAPAC)
Jenis Dana	Pertumbuhan
Kategori Dana	Ekuiti
Objektif Pelaburan Dana	<p>Dana bertujuan untuk mencapai pertumbuhan modal dalam jangka masa sederhana hingga panjang.</p> <p><i>Sebarang perubahan ketara kepada objektif pelaburan Dana memerlukan kelulusan daripada Pemegang Unit.</i></p>
Penanda Aras	<p>Indeks FTSE Asia Pacific Shariah.</p> <p>Rasional pemilihan penanda aras adalah untuk menggambarkan fokus Dana serantau bagi pelaburan ekuiti negara-negara Asia Pasifik kecuali India dan Malaysia.</p> <p><i>Sila ambil perhatian bahawa profil risiko Dana berkemungkinan lebih tinggi daripada profil risiko penanda aras.</i></p>
Polisi Agihan	<p>Pengagihan, jika ada, adalah atas budi bicara Pengurus dan akan berbeza dari satu tempoh ke satu tempoh bergantung kepada ketersediaan pendapatan yang direalisasikan untuk pengagihan dan prestasi Dana.</p>

1.2 Prestasi Dana bagi Tempoh Kewangan Berakhir 30 April 2024

1.2.1 Kajian Prestasi

Bagi tempoh kewangan dalam kajian, Dana Ekuiti BIMB-ARABESQUE Asia Pasifik Shariah-ESG (“Dana”) mencatatkan pulangan sebanyak 10.34% berbanding pulangan penanda arasnya sebanyak 18.79% untuk Kelas USD. Sementara itu, Dana mencatatkan pulangan sebanyak 10.54% berbanding pulangan penanda arasnya sebanyak 18.93% untuk Kelas RM.

Penanda aras prestasi bagi Dana ini adalah Indeks FTSE Asia Pacific Shariah. Dana berjaya mencapai peningkatan modal mengikut objektif pelaburannya dalam tempoh tinjauan disebabkan pergerakan positif keseluruhan pasaran ekuiti Asia Pasifik.

Setakat 30 April 2024, Dana mempunyai 97.14% pendedahan dalam ekuiti patuh Shariah dan bakinya dalam instrumen pasaran tunai dan setara tunai yang patuh Shariah. Jumlah Nilai Aset Bersih (“NAB”) Dana ialah USD2.47 juta merangkumi dua kelas mata wang iaitu Ringgit Malaysia dan Dolar Amerika Syarikat.

Bagi tempoh kewangan dalam kajian, Dana telah mematuhi keperluan Garis Panduan Dana Pelaburan Mampan dan Bertanggungjawab. Peratusan pelaburan asas yang konsisten dengan dasar, strategi, dan pertimbangan risiko kelestarian Dana SRI diambil kira dalam proses pembuatan keputusan pelaburan Dana SRI.

S-Ray® merupakan penilaian eksklusif oleh Penasihat Pelaburan terhadap faktor risiko bukan kewangan seperti isu-isu ESG serta keserasian dengan prinsip-prinsip UNGC.

- a. *UNGC: Melalui S-Ray®, syarikat-syarikat dengan prestasi buruk berdasarkan prinsip-prinsip UNGC mengenai hak asasi manusia, hak pekerjaan, alam sekitar, dan anti-rasuah akan dikecualikan. Prestasi buruk berdasarkan prinsip-prinsip UNGC di tentukan oleh skor ESG Book-UNGC syarikat yang berada dalam 5% terburuk di kalangan semua syarikat.*
- b. *ESG: Melalui S-Ray®, syarikat-syarikat dengan prestasi buruk dalam topik ESG juga akan dikecualikan. Metodologi S-Ray mengenal pasti dan memberi wajaran metrik ESG berdasarkan impak material (positif atau negatif) mereka terhadap prestasi kewangan. Prestasi buruk berdasarkan topik ESG adalah apabila skor ESG Book syarikat berada dalam 25% terbawah dalam sektor tersebut.*

Sepanjang tahun kewangan dalam kajian, BAPAC tidak menjalankan sebarang transaksi pinjaman atau pembelian semula sekuriti mahupun transaksi jual-beli silang. Tiada sebarang perubahan ketara didalam hal ehwal BAPAC dan tidak berlaku sebarang keadaan yang secara material memberi kesan kepada kepentingan pemegang unit sehingga tarikh Laporan Pengurus ini disediakan.

1.2.2 Jumlah Pulangan dan Purata Jumlah Pulangan bagi Tempoh Kewangan Berakhir 30 April 2024

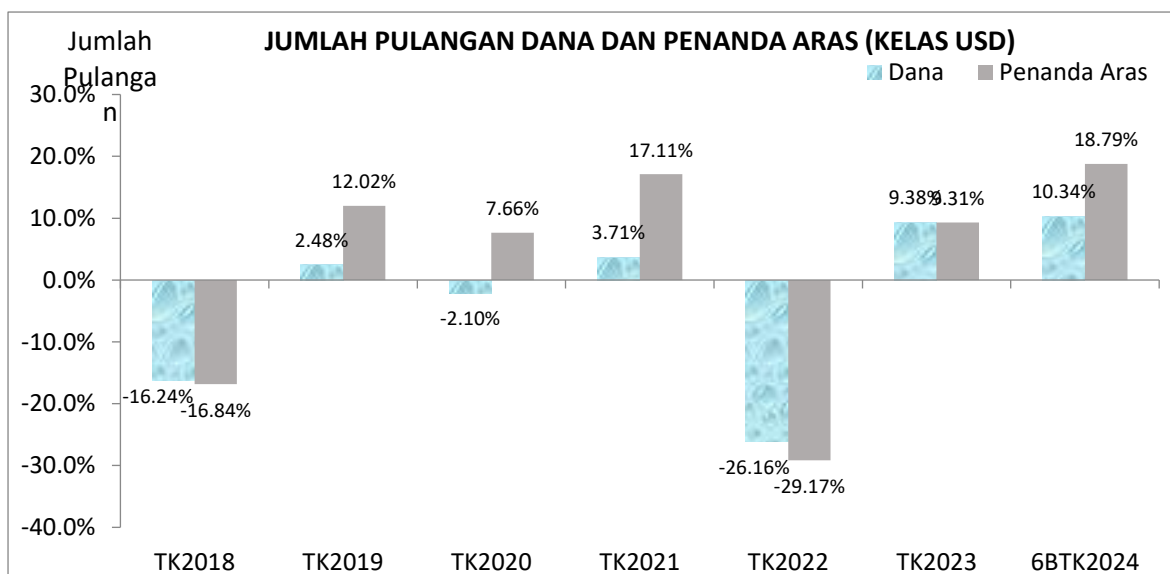
Kelas USD				
Tempoh	Dana		Penanda Aras	
	Jumlah Pulangan (%)	Purata Jumlah Pulangan (%)	Jumlah Pulangan (%)	Purata Jumlah Pulangan (%)
6-Bulan	10.34	20.68	18.79	37.58
1-Tahun	9.47	9.47	11.56	11.56
3-Tahun	(18.64)	(6.21)	(10.82)	(3.60)
5-Tahun	(9.84)	(1.97)	17.67	3.53

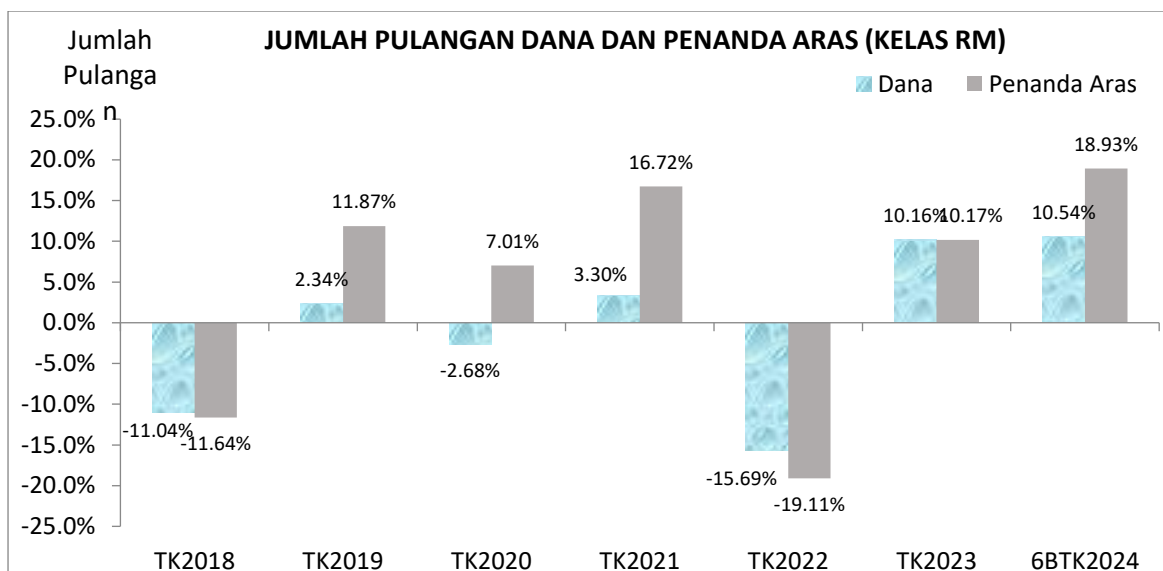
Kelas RM				
Tempoh	Dana		Penanda Aras	
	Jumlah Pulangan (%)	Purata Jumlah Pulangan (%)	Jumlah Pulangan (%)	Purata Jumlah Pulangan (%)
6-Bulan	10.54	21.08	18.93	37.86
1-Tahun	17.10	17.10	19.29	19.29
3-Tahun	(5.09)	(1.70)	4.04	1.35
5-Tahun	3.94	0.79	35.70	7.14

1.2.3 Jumlah Pulangan bagi Tahun-tahun Kewangan Yang Lalu

Tahun Kewangan	Jumlah Pulangan			
	Dana Kelas USD	Penanda Aras Kelas USD	Dana Kelas RM	Penanda Aras Kelas RM
31 Oktober 2023	9.38	9.31	10.16	10.17
31 Oktober 2022	(26.16)	(29.17)	(15.69)	(19.11)
31 Oktober 2021	3.71	17.11	3.30	16.72
31 Oktober 2020	-2.10	7.66	-2.68	7.01
31 Oktober 2019	2.48	12.02	2.34	11.87
31 Oktober 2018	-16.24	-16.84	-11.04	-11.64

Rajah 1: Pergerakan Dana Berbanding Penanda Aras





Sumber Data : BIMB Investment Management Berhad
 Data disahkan oleh : Novagni Analytics & Advisor Sdn. Bhd.
 Penanda Aras : Indeks FTSE Asia Pacific Shariah

Nota:

1. **Jumlah Pulangan** Dana telah disahkan oleh Novagni Analytics & Advisor Sdn. Bhd. (363145-W)
2. **Purata Jumlah Pulangan** adalah berpandukan formula berikut:

$$\frac{\text{Jumlah Pulangan}}{\text{Bilangan Tahun Bawah Kajian}}$$

Pengiraan purata jumlah pulangan adalah berdasarkan kaedah yang diperolehi dari Lipper Asia Ltd.

Harga unit dan pulangan pelaburan mungkin turun dan naik. Oleh itu, prestasi masa lalu tidak menjadi petunjuk prestasi masa hadapan.

1.3 Ekonomi dan Kajian Pasaran

1.3.1 Ekonomi

- Ekonomi Amerika Syarikat (AS) melonjak 1.3% tahun ke tahun pada suku pertama 2024 berbanding peningkatan KDNK suku keempat 2023 sebanyak 3.4%. Pertumbuhan KDNK pada suku pertama didorong oleh peningkatan dalam perbelanjaan pengguna dan pelaburan perumahan yang sebahagiannya diimbangi oleh penurunan pelaburan inventori.
- Ekonomi Zon Euro berkembang 0.3% tahun ke tahun pada Q1 2024, pulih daripada penguncupan 0.1% dalam setiap dua suku sebelumnya. Pertumbuhan didorong oleh pemulihan eksport serta pertumbuhan perbelanjaan pengguna.
- Ekonomi China maju 5.3% tahun ke tahun pada Q1 2024, melonjak daripada pertumbuhan 5.2% pada Q4 dan permulaan yang kukuh untuk tahun ini hasil daripada prestasi yang kukuh dalam sektor perindustrian dan perkhidmatan.

- Ekonomi Jepun KDNK menyusut 0.5% suku ke suku pada Q1 2024 apabila penggunaan swasta jatuh untuk suku keempat berturut-turut, disebabkan tekanan harga yang tinggi, pertumbuhan gaji yang merosot, dan kesan gempa bumi pada hari pertama tahun ini.

(Sumber: Bureau of Economic Analysis, CNBC, Trading Economics)

1.3.2 Kajian Pasaran

Ekuiti

Indeks FTSE Asia Pasifik Syariah (Indeks) memulakan tempoh di bawah kajian pada 2348.91 mata pada 31 Oktober 2023, yang juga merupakan titik terendah bagi tempoh semakan. Seterusnya, Indeks naik ke paras tertinggi 2877.19 mata pada 9 April 2024 sebelum dilonggarkan dan ditutup pada 2790.30 mata pada 30 April 2024. Bagi tempoh kewangan yang dikaji, Indeks meningkat sebanyak 441.39 mata atau 18.79 peratus.

(Sumber: Bloomberg)

1.4 Tinjauan Pasaran dan Strategi

Ekuiti

Dana ini menggunakan pendekatan kuantitatif. Memandangkan strateginya yang berasaskan kuantitatif dan momentum, Pengurus tidak menguruskan Dana berdasarkan analisis makro, pandangan dan jangkaan masa hadapan. Dana melabur melalui proses pelaburan berdasarkan peraturan yang akan diimbangi semula setiap bulan.

1.5 Peruntukan Aset

Dana BIMB-ARABESQUE Asia Pacific Shariah-ESG Equity	30 April 2024 (%)	31 Oktober 2023 (%)	31 Oktober 2022 (%)	31 Oktober 2021 (%)
Pelaburan Sekuriti Patuh Shariah Tersiarharga Asing				
Tersiarharga di Australia	8.50	7.94	20.70	18.50
Tersiarharga di Hong Kong	6.10	0	6.70	12.18
Tersiarharga di Indonesia	3.07	4.90	5.45	-
Tersiarharga di Japan	46.79	45.11	41.58	43.12
Tersiarharga di Korea	11.29	12.36	3.00	2.20
Tersiarharga di New Zealand	-	-	-	2.03
Tersiarharga di Singapore	-	-	2.42	-
Tersiarharga di Thailand	3.32	2.17	12.13	2.95
Tersiarharga di Taiwan	18.06	24.45	7.89	17.31
	97.13	96.93	99.87	98.29
Tunai Patuh Shariah dan Deposit Islam Jangka Pendek:	2.87	3.07	0.13	1.71
	100.00	100.00	100.00	100.00

1.6 Lain-lain Data Prestasi bagi Tempoh Kewangan Berakhir 30 April 2024 dan Tahun Kewangan Berakhir 31 Oktober

Dana BIMA-ARABESQUE Asia Pacific Shariah-ESG Equity	30 April 2024	31 Oktober 2023	31 Oktober 2022	31 Oktober 2021
Nilai Aset Bersih (NAB)				
- Kelas RM	2,443,008	1,825,726	1,911,210	2,850,272
- Kelas USD	26,270	10,342	35,252	48,153
Unit dalam Edaran				
- Kelas RM	49,606,987	40,903,504	47,250,022	51,560,481
- Kelas USD	135,254	58,754	221,034	221,034
NAB seunit dalam USD				
- Kelas RM	0.0492	0.0446	0.0404	0.0553
- Kelas USD	0.1942	0.1760	0.1595	0.2179
NAB seunit dalam setiap kelas matawang				
- Kelas RM	0.2349	0.2125	0.1912	0.2288
- Kelas USD	0.1942	0.1760	0.1595	0.2179
NAB tertinggi seunit dalam setiap kelas matawang				
- Kelas RM	0.2411	0.1890	0.2205	0.2530
- Kelas USD	0.2019	0.2216	0.2340	0.2417
NAB terendah seunit dalam setiap kelas matawang				
- Kelas RM	0.2158	0.1599	0.1581	0.2215
- Kelas USD	0.1784	0.1923	0.1864	0.2101
- Jumlah Pulangan (%) ^(a)				
- Kelas RM	10.34	10.16	-15.69	3.30
- Kelas USD	10.54	9.38	-26.16	3.71
- Pulangan Modal (%) ^(b)				
- Kelas RM	10.34	10.16	-15.69	3.30
- Kelas USD	10.54	9.38	-26.16	3.71
- Pulangan Pendapatan (%) ^(c)				
- Kelas RM	-	-	-	-
- Kelas USD	-	-	-	-
Nisbah Jumlah Perbelanjaan (NJP)(%)^(d)	4.15	3.11	2.72	4.88
Nisbah Pusing Ganti Portfolio (NPGP)(Kali)^(e) *	4.65	2.14	1.87	2.82

* NPGP bagi tempoh kewangan berakhir 30 April 2024 lebih tinggi berbanding tahun kewangan sebelumnya disebabkan oleh jumlah purata belian dan jualan Dana yang lebih tinggi dalam tahun kewangan.

Nota:

- a) **Jumlah Pulangan** = $\frac{\text{Harga seunit (pada akhir tempoh/tahun)} - 1}{\text{Harga seunit (pada awal tempoh/tahun)}}$
- b) **Pulangan Modal** = Pulangan ke atas Dana – Pulangan Pendapatan
- c) **Pulangan Pendapatan** = $\frac{\text{Pengagihan Pendapatan seunit / NAB seunit pada awal tempoh/tahun}}{x 100}$
- d) **Nisbah Jumlah Perbelanjaan** = Ia dikira dengan mengambil jumlah perbelanjaan sepertimana yang dinyatakan sebagai peratusan tahunan daripada jumlah purata Nilai Aset Bersih Dana.
- e) **Nisbah Pusing Ganti Portfolio** = Ia dikira dengan mengambil purata jumlah perolehan dan pelupusan pelaburan dalam Dana bagi tempoh pertengahan tahun dibahagi dengan purata Nilai Aset Bersih Dana yang dikira pada asas harian.

1.7 Pegangan Unit pada 30 April 2024

Saiz Pegangan	Kelas RM			
	Bilangan Pemegang Unit		Jumlah Pegangan Unit	
	Bilangan	%	Unit	%
5,000 dan ke bawah	7518	97.07	1,851,701.56	3.73
5,001 hingga 10,000	125	1.61	889,414.55	1.79
10,001 hingga 50,000	83	1.07	1,814,615.70	3.66
50,001 hingga 500,000	10	0.13	1,467,385.67	2.96
500,001 dan ke atas	9	0.12	43,583,869.37	87.86
Jumlah Keseluruhan bagi Dana	7,745	100.00	49,606,986.85	100.00

Saiz Pegangan	Kelas USD			
	Bilangan Pemegang Unit		Jumlah Pegangan Unit	
	Bilangan	%	Unit	%
5,000 dan ke bawah	0	0.00%	0.00	0.00%
5,001 hingga 10,000	0	0.00%	0.00	0.00%
10,001 hingga 50,000	1	33.33%	10,355.36	7.66%
50,001 hingga 500,000	2	66.67%	124,898.37	92.34%
500,001 dan ke atas	0	0.00%	0.00	0.00%
Jumlah Keseluruhan bagi Dana	3	100.00	135,253.73	100.00

1.8 Polisi Rebat dan Komisen Ringan (Bukan Tunai)

Sebarang rebat yang diterima oleh Pengurus akan dimasukkan ke dalam akaun Dana. Mana-mana komisen ringan (bukan tunai) yang diterima daripada broker dalam bentuk perkhidmatan penyelidikan dan khidmat nasihat bertujuan membantu proses membuat keputusan berkaitan dengan pelaburan Dana boleh disimpan oleh Pengurus.

Bagi tempoh kewangan dalam kajian, Pengurus telah menerima komisen ringan (bukan tunai) bagi pihak Dana, daripada broker dalam bentuk perkhidmatan penyelidikan dan khidmat nasihat yang bermanfaat untuk para Pemegang Unit Dana dan Pengurus juga mengesahkan tidak berlaku pergolakan dagangan.

Bagi dan bagi pihak

Pengurus

BIMB INVESTMENT MANAGEMENT BERHAD

Tarikh: 28 Jun 2024

Nota:

Laporan ini telah diterjemahkan daripada laporan asal (dalam Bahasa Inggeris). Jika terdapat perbezaan, sila rujuk kepada laporan Bahasa Inggeris.

2.0 DIRECTORS' DECLARATION REPORT

To the Unit Holders of **BIMB-ARABESQUE ASIA PACIFIC SHARIAH-ESG EQUITY FUND**
(**"Fund"**)

We, being the Directors of BIMB Investment Management Berhad (the "Manager"), do hereby state that, in the opinion of the Manager, the accompanying audited financial statements set out on pages 20 to 52 are drawn up in accordance with the provisions of the Deeds and give a true and fair view of the financial position of the Fund as at 30 April 2024 and of its financial performance, changes in net assets attributable to unit holders and cash flows for the financial year then ended in accordance with the provisions of Malaysian Financial Reporting Standards ("MFRS") and International Financial Reporting Standards ("IFRS").

For and on behalf of the Board of Directors

.....
AZDINI BINTI NOR AZMAN
Director

Kuala Lumpur
Date: 28 June 2024

3.0 TRUSTEE'S REPORT

To the Unit Holders of **BIMB-ARABESQUE ASIA PACIFIC SHARIAH-ESG EQUITY FUND**
(**"Fund"**)

We have acted as Trustee of the Fund for the financial period ended 30 April 2024 and we hereby confirm to the best of our knowledge, after having made all reasonable enquiries, BIMB Investment Management Berhad has operated and managed the Fund during the year covered by these financial statements in accordance with the following:-:

1. limitations imposed on the investment powers of the Manager under the Deed(s), Securities Commission's Guidelines on Unit Trust Funds, the Capital Markets and Services Act 2007 and other applicable laws:
2. valuation/pricing for the Fund has been carried out in accordance with the Deed(s) and applicable regulatory requirements; and
3. creation and cancellation of units is carried out in accordance with the Deed(s) and applicable regulatory requirements

For SCBMB Trustees Berhad

.....
LOR YUEN CHING
Trustee Services Manager

.....
LEE KAM WENG
Trustee Services Manager

Kuala Lumpur
Date: 28 June 2024

4.0 SHARIAH ADVISER'S REPORT

To the Unit Holders of **BIMB-ARABESQUE ASIA PACIFIC SHARIAH-ESG EQUITY FUND** ("Fund")

We hereby confirm the following:

1. To the best of our knowledge, after having made all reasonable enquiries, BIMB Investment Management Berhad has operated and managed the Fund for the period covered by these financial statements namely, the semi-annual period ended 30 April 2024, in accordance with the Shariah principles and requirements, and complied with the applicable guidelines, rulings or decisions issued by the Securities Commission Malaysia pertaining to Shariah matters; and
2. The assets of the Fund comprise instruments that have been classified as Shariah-compliant except for the securities which have been reclassified as Shariah non-compliant by us as follows:

No.	Securities	Reclassification Effective Date	Remarks
(i)	Chicony Electronics Co. Ltd.	23 October 2023	These reclassified Shariah non-compliant securities have been completely disposed of on 9 November 2023. The said disposal has resulted in an excess capital gain of USD15,735 that has been channeled to Sadaqa House on 18 January 2024.
(ii)	S1 Corporation	22 January 2024	These reclassified Shariah non-compliant securities have been completely disposed of on 29 January 2024 at a loss.
(iii)	Samsung Engineering Co., Ltd.		

These reclassified Shariah non-compliant securities namely, securities (i), (ii) and (iii) have been completely disposed of in accordance with the Fund's Shariah investment guidelines as provided in the Fund's deed and disclosed in the Fund's prospectus.

For and on behalf of the Shariah Adviser,
BIMB SECURITIES SDN BHD

.....
NURUL AQILA SUFIYAH LOKMAN
Designated Shariah Officer

Kuala Lumpur
Date: 28 June 2024

5.0 FINANCIAL STATEMENTS (UNAUDITED)

BIMB-ARABESQUE ASIA PACIFIC SHARIAH-ESG EQUITY FUND

UNAUDITED STATEMENT COMPREHENSIVE INCOME FOR THE FINANCIAL PERIOD ENDED 30 APRIL 2024

	Note	1.11.2023 to 30.4.2024 USD	1.11.2022 to 30.4.2023 USD
INVESTMENT INCOME/(LOSS)			
Dividend income		40,948	54,101
Profit income from Shariah-compliant deposits		52	
Realised loss on disposal of foreign quoted Shariah-compliant securities		1,976	79,549
Realised loss on foreign exchange		(37,328)	(158,580)
Other unrealised loss on foreign exchange		(43,616)	(56,425)
Unrealised gain/(loss) from financial instruments at fair value through profit or loss		278,738	302,521
Other unrealised loss on foreign exchange		635	63,459
		241,405	284,625
EXPENSES			
Management fee	4	19,781	36,144
Trustee's fee	5	2,837	5,690
Payment to charitable body		16,703	-
Audit fee		1,274	2,700
Tax agent's fee		127	260
Shariah's Adviser fee		1,272	1,260
Administrative expenses		27,739	16,320
		69,733	62,374
INCOME/(LOSS) BEFORE TAXATION			
Taxation	6	171,672	222,251
		1,496	16,327
INCREASE/(DECREASE) IN NET ASSETS ATTRIBUTABLE TO UNIT HOLDERS			
		170,176	205,924
Increase/(decrease) in net assets attributable to unit holders consist of:			
Realised amount		(64,946)	(40,172)
Unrealised amount		235,122	246,096
		170,176	205,924

The accompanying notes to the financial statements form an integral part of these financial statements.

BIMB-ARABESQUE ASIA PACIFIC SHARIAH-ESG EQUITY FUND

UNAUDITED STATEMENT OF FINANCIAL POSITION AS AT 30 APRIL 2024

	Note	As at 30.4.2024 USD	As at 31.10.2023 USD
ASSETS			
Cash and cash equivalents (Shariah-compliant)	8	110,841	67,577
Financial assets at fair value through profit or loss (Shariah-compliant)	7	2,398,664	1,779,720
Amount due from Manager		-	-
Dividend receivable		19,150	4,725
Amount due from stockbrokers		36,058	
Tax recoverable		485	486
TOTAL ASSETS		2,565,198	1,852,508
LIABILITIES			
			6,158
Amount due to stockbrokers		74,125	
Amount due to Manager		10,806	2,478
Accrued management fee		6,378	721
Amount due to Trustee		721	2,700
Audit fee Payable		990	257
Tax agent's fee Payable		384	1,260
Shariah Adviser's fee		1,048	
Provision for tax		-	-
Other payables		1,466	2,866
TOTAL LIABILITIES (EXCLUDING NET ASSETS ATTRIBUTABLE TO UNIT HOLDERS)		95,918	16,440
NET ASSETS ATTRIBUTABLE TO UNIT HOLDERS		2,469,280	1,836,068
FAIR VALUE OF OUTSTANDING UNITS			
- RM class		512,161	1,825,726
- USD class		26,270	10,342
		538,431	1,836,068
NUMBER OF UNITS IN CIRCULATION (UNITS)			
- RM class	9(a)	49,606,987	40,903,504
- USD class	9(b)	135,254	58,754
		49,742,241	40,962,258
NET ASSET VALUE PER UNIT IN USD (CENT)			
- RM class		1.03	4.46
- USD class		19.42	17.60
NET ASSET VALUE PER UNIT IN RESPECTIVE CURRENCIES			
- RM class (sen)		4.92	21.25
- USD class (Cent)		19.42	17.60

The accompanying notes to the financial statements form an integral part of these financial statements.

BIMB-ARABESQUE ASIA PACIFIC SHARIAH-ESG EQUITY FUND

UNAUDITED STATEMENT OF CHANGES IN NET ASSETS ATTRIBUTABLE TO UNIT HOLDERS FOR THE FINANCIAL PERIOD ENDED 30 APRIL 2024

	1.11.2023 to <u>30.4.2024</u> USD	1.11.2022 to <u>30.10.2023</u> USD
NET ASSETS ATTRIBUTABLE TO UNIT HOLDERS AT THE BEGINNING OF THE FINANCIAL PERIOD/YEAR	1,866,739	1,946,463
Movement due to units created and cancelled during the financial period/year:		
- Creation of units from applications		
- RM Class	662,746	83,827
- Cancellation of units		
- RM Class	(216,752)	(400,146)
Increase/(decrease) in net assets attributable to unit holders during the financial period/year	170,176	205,924
NET ASSETS ATTRIBUTABLE TO UNIT HOLDERS AT THE END OF THE FINANCIAL PERIOD/YEAR	<u>2,482,910</u>	<u>1,836,068</u>

The accompanying notes to the financial statements form an integral part of these financial statements.

BIMB-ARABESQUE ASIA PACIFIC SHARIAH-ESG EQUITY FUND

UNAUDITED STATEMENT OF CASH FLOWS FOR THE FINANCIAL PERIOD ENDED 30 APRIL 2024

	<u>Note</u>	1.11.2023 to <u>30.4.2024</u> USD	1.11.2022 to <u>30.4.2023</u> USD
CASH FLOWS FROM OPERATING ACTIVITIES			
Proceeds from sale of quoted Shariah-compliant securities		2,078,996	4,498,218
Purchase of quoted Shariah-compliant securities		(2,418,875)	(4,091,560)
Dividend received		26,523	60,027
Loss from foreign exchange		(37,328)	(158,580)
Management fee paid		(15,881)	(36,216)
Trustee fee paid		(2,837)	(2,856)
Audit fee paid		(2,984)	(5,673)
Tax agent fee paid		-	(23,727)
Shariah Adviser's fee		(224)	(251)
Tax paid		1,219	(17,010)
Payment for other administrative expenses		<u>(31,219)</u>	<u> </u>
NET CASH GENERATED FROM OPERATING ACTIVITIES		<u>(402,610)</u>	<u>222,372</u>
CASH FLOWS FROM FINANCING ACTIVITIES			
Cash receipt for creation of units		647,858	86,459
Cash payment for cancellation of units		<u>(212,104)</u>	<u>(398,903)</u>
NET CASH USED IN FINANCING ACTIVITIES		<u>435,754</u>	<u>(312,444)</u>
Net increase in cash and cash equivalents		33,144	(90,072)
Effects of foreign currency exchange		(24,206)	82,632
Cash and cash equivalents at the beginning of the financial period		120,447	<u>75,016</u>
Cash and cash equivalents at the end of the financial period	8	<u>129,385</u>	<u>67,576</u>
Cash and cash equivalents comprise of:			
Cash at bank	8	<u>110,841</u>	<u>67,577</u>

The accompanying notes to the financial statements form an integral part of these financial statements.

BIMB-ARABESQUE ASIA PACIFIC SHARIAH-ESG EQUITY FUND

UNAUDITED NOTES TO THE FINANCIAL STATEMENTS FOR THE FINANCIAL PERIOD ENDED 30 APRIL 2024

1 INFORMATION ON THE FUND

BIMB-Arabesque Asia Pacific Shariah-ESG Equity Fund (hereinafter referred to as “the Fund”) was constituted pursuant to the execution of a Deed dated 2 October 2017 and First Supplemental Deed dated 20 March 2023 between the Manager - BIMB Investment Management Berhad and the Trustee - SCBMB Trustee Berhad.

The principal activity of the Fund is to invest in Shariah-compliant equities (up to 98% of the Fund’s NAV) listed in Asia Pacific countries, excluding Malaysia and India where the regulatory authorities are the ordinary or associate member of the International Organisation of Securities Commissions (IOSCO) and short term placements (up to 2% of the Fund’s NAV).

The Manager, BIMB Investment Management Berhad, a company incorporated in Malaysia, is a subsidiary of Bank Islam Malaysia Berhad.

2 SUMMARY OF SIGNIFICANT ACCOUNTING POLICIES

The following accounting policies have been used consistently in dealing with items which are considered material in relation to the financial statements:

(a) Basis of Preparation

The financial statements of the Fund have been prepared in accordance with Malaysian Financial Reporting Standards (“MFRS”) and International Financial Reporting Standards (“IFRS”).

The financial statements have been prepared under the historical cost convention, as modified by the revaluation of financial assets at fair value through profit or loss (“FVTPL”).

The preparation of financial statements in conformity with MFRS requires the use of certain critical accounting estimates and assumptions that affect the reported amounts of assets and liabilities and disclosure of contingent assets and liabilities at the date of the financial statements, and the reported amounts of revenues and expenses during the reported period.

It also requires the Manager to exercise their judgement in the process of applying the Fund’s accounting policies. Although these estimates and judgement are based on the Manager’s best knowledge of current events and actions, actual results may differ.

The areas involving a higher degree of judgement or complexity, or areas where assumptions and estimates are significant to the financial statements are disclosed in Note 2(j) to the financial Statements.

(i) Standards, amendments, to published standards and interpretations to existing standard that are effective:

There are no other standards, amendments to standards or interpretations that are effective for the financial year beginning on 1 April 2022 that have a material effect on the financial statements of the Fund.

BIMB-ARABESQUE ASIA PACIFIC SHARIAH-ESG EQUITY FUND

UNAUDITED NOTES TO THE FINANCIAL STATEMENTS FOR THE FINANCIAL PERIOD ENDED 30 APRIL 2024 (CONTINUED)

2 SUMMARY OF SIGNIFICANT ACCOUNTING POLICIES (CONTINUED)

(a) Basis of Preparation (continued)

(ii) Standards and amendments that have been issued but not yet effective:

A number of new standards, amendments to standards and interpretations are effective for the financial year beginning after 1 April 2022. None of these are expected to have a material effect on the financial statements of the Fund, except the following set out below:

Amendments to MFRS 101 'Classification of liabilities as current or non-current' clarify that liabilities are classified as either current or non-current, depending on the rights that exist at the end of the reporting period. Classification is unaffected by the Fund's expectations or events after the reporting date (e.g. the receipt of a waiver or a breach of covenant).

The amendments are effective for the annual financial reporting year beginning on or after 1 April 2024.

The amendment shall be applied retrospectively.

(b) Financial Assets

(i) Recognition and Initial Measurement

A financial instrument is recognised in the statement of financial position when, and only when, the Fund becomes a party to the contractual provisions of the instrument.

A financial asset (unless it is a trade receivable without significant financing component) or a financial liability is initially measured at fair value plus or minus, for an item not at fair value through profit or loss, transaction costs that are directly attributable to its acquisition or issuance. A trade receivable without a significant financing component is initially measured at the transaction price.

Categories of financial assets are determined on initial recognition and are not reclassified subsequent to their initial recognition unless the Fund changes its business model for managing financial assets in which case all affected financial assets are reclassified on the first day of the first reporting year following the change of the business model.

BIMB-ARABESQUE ASIA PACIFIC SHARIAH-ESG EQUITY FUND

UNAUDITED NOTES TO THE FINANCIAL STATEMENTS FOR THE FINANCIAL PERIOD ENDED 30 APRIL 2024 (CONTINUED)

2 SUMMARY OF SIGNIFICANT ACCOUNTING POLICIES (CONTINUED)

(b) Financial Assets (continued)

(i) Recognition and Initial Measurement (continued)

The Fund categorises financial instruments as follows:

(a) Amortised Cost

Amortised cost category comprises financial assets that are held within a business model whose objective is to hold assets to collect contractual cash flows and its contractual terms give rise on specified dates to cash flows that are solely payments of principal and profit on the principal amount outstanding. The financial assets are not designated as fair value through profit or loss. Subsequent to initial recognition, these financial assets are measured at amortised cost using the effective profit method. The amortised cost is reduced by impairment losses. Profit income, foreign exchange gains and losses and impairment are recognised in profit or loss.

Profit income is recognised by applying effective profit rate to the gross carrying amount except for credit impairment financial assets (see Note 2 (b)(iv)) where the effective profit rate is applied to the amortised cost.

(b) Fair Value through Profit or Loss

All financial assets not measured at amortised cost or fair value through other comprehensive income as described above are measured at fair value through profit or loss. On initial recognition, the Fund may irrevocably designate a financial asset that otherwise meets the requirements to be measured at amortised cost or at fair value through other comprehensive income as at fair value through profit or loss if doing so eliminates or significantly reduces an accounting mismatch that would otherwise arise.

For listed Shariah-compliant equities/securities, valuation shall be based on the last done market price quoted by the respective stock exchanges on the relevant date. However, if a valuation based on the market price does not represent the fair value of the Shariah-compliant securities, for example during abnormal market conditions; or no market price is available, including in the event of a suspension in the quotation of the Shariah-compliant securities for a period exceeding fourteen (14) days, or such shorter period as agreed by the Trustee, then the Shariah-compliant securities should be valued at fair value, as determined in good faith by the Manager, based on the methods or bases approved by the Trustee after appropriate technical consultation.

Financial assets categorised as fair value through profit or loss are subsequently measured at their fair value. Net gains or losses, including any profit or dividend income, are recognised in the profit or loss.

BIMB-ARABESQUE ASIA PACIFIC SHARIAH-ESG EQUITY FUND

UNAUDITED NOTES TO THE FINANCIAL STATEMENTS FOR THE FINANCIAL PERIOD ENDED 30 APRIL 2024 (CONTINUED)

2 SUMMARY OF SIGNIFICANT ACCOUNTING POLICIES (CONTINUED)

(b) Financial Assets (continued)

(ii) Financial Instrument Categories and Subsequent Measurement

All financial assets, except for those measured at fair value through profit or loss, are subject to impairment assessment (see Note 2(b)(iv)).

(iii) Derecognition

A financial asset or part of it is derecognised when, and only when, the contractual rights to the cash flows from the financial asset expired or the financial asset is transferred to another party without retaining control or substantially all risks and rewards of the asset. On derecognition of a financial asset, the difference between the carrying amount and the sum of the consideration received (including any new asset obtained less any new liability assumed) and any cumulative gain or loss that had been recognised in equity is recognised in profit or loss.

A financial liability or a part of it is derecognised when, and only when, the obligation specified in the contract is discharged or cancelled or expired. On derecognition of a financial liability, the difference between the carrying amount of the financial liability extinguished or transferred to another party and the consideration paid, including any non-cash assets transferred or liabilities assumed, is recognised in profit or loss.

(iv) Impairment For Assets Carried at Amortised Cost

The Fund measures credit risk and expected credit loss (“ECL”) using probability of default, exposure at default and loss given default. The Manager considers both historical analysis and forward looking information in determining any ECL. The Manager considers the probability of default to be close to zero as these instruments have a low risk of default and the counterparties have a strong capacity to meet their contractual obligations in the near term. As a result, no loss allowance has been recognised based on 12-month ECL as any such impairment would be wholly insignificant to the Fund.

Significant Increase in Credit Risk

A significant increase in credit risk is defined by management as any contractual payment which is more than 90 days past due.

Definition of Default and Credit-impaired Financial Assets

Any contractual payment which is more than 90 days past due is considered credit impaired.

BIMB-ARABESQUE ASIA PACIFIC SHARIAH-ESG EQUITY FUND

UNAUDITED NOTES TO THE FINANCIAL STATEMENTS FOR THE FINANCIAL PERIOD ENDED 30 APRIL 2024 (CONTINUED)

2 SUMMARY OF SIGNIFICANT ACCOUNTING POLICIES (CONTINUED)

(b) Financial Assets (continued)

Write-off

The Fund writes off financial assets, in whole or in part, when it has exhausted all practical recovery efforts and has concluded there is no reasonable expectation of recovery. The assessment of no reasonable expectation of recovery is based on unavailability of obligor's sources of income or assets to generate sufficient future cash flows to pay the amount. The Fund may write-off financial assets that are still subject to enforcement activity. Subsequent recoveries of amounts previously written off will result in impairment gains. There are no write-offs/recoveries during the financial period.

(c) Financial Liabilities

The categories of financial liabilities at initial recognition are as follows:

Amortised Cost

Other financial liabilities not categorised as fair value through profit or loss are subsequently measured at amortised cost using the effective profit method.

(d) Income Recognition

Income from short term Shariah-compliant investments is recognised as it accrues, using the effective profit method in profit or loss.

Dividend income is recognised on the ex-dividend date, when the right to receive the dividend has been established.

Realised gains and losses on disposal of Shariah-compliant investments are accounted for as the difference between the net disposal proceeds and the carrying amount of Shariah-compliant investments, determined on weighted average cost basis.

(e) Cash and Cash Equivalents

Cash and cash equivalents consist of cash at bank and short term placements with licensed Islamic financial institutions which have insignificant risk of changes in fair value with original maturities of less than 3 months, and are used by the Fund in the management of its short term commitments.

Cash and cash equivalents are categorised and measured as amortised cost.

BIMB-ARABESQUE ASIA PACIFIC SHARIAH-ESG EQUITY FUND

UNAUDITED NOTES TO THE FINANCIAL STATEMENTS FOR THE FINANCIAL PERIOD ENDED 30 APRIL 2024 (CONTINUED)

2 SUMMARY OF SIGNIFICANT ACCOUNTING POLICIES (CONTINUED)

(f) Income Tax

Income tax expense comprises current tax. Current tax is recognised in profit or loss except to the extent that it relates to items recognised directly in equity or other comprehensive income.

Current tax is the expected tax payable on the taxable income for the year, using tax rates enacted or substantively enacted at the statement of financial position date.

(g) Creation and Cancellation of Units

The unit holders' contributions to the Fund meet the definition of puttable instruments classified as financial liability under MFRS 132 "Financial Instruments: Presentation".

The Fund issues cancellable units, in two classes of units, known respectively as the RM class and USD class, which are cancelled at the unit holder's option. Cancellable units can be put back to the Fund at any time for cash equal to a proportionate share of the Fund's NAV of respective classes. The outstanding units are carried at the redemption amount that is payable at the date of statement of financial position if the unit holder exercises the right to put the unit back to the Fund.

Units are created and cancelled at the unit holder's option at prices based on the Fund's net asset value per unit at the time of creation or cancellation. The Fund's net asset value per unit is calculated by dividing the net asset attributable to unit holders with the total number of outstanding units. In accordance with the Securities Commission's Guidelines on Unit Trust Funds in Malaysia, investment positions are valued based on the last traded market price for the purpose of determining the net asset value per unit for creations and cancellations.

(h) Increase/decrease in Net Assets Attributable to Unit Holders

Income not distributed is included in net assets attributable to unit holders.

(i) Functional and Presentation Currency

Items included in the financial statements of the Fund are measured using the currency of the primary economic environment in which the Fund operates (the "functional currency"). The financial statements are presented in United States Dollar ("USD"), which is the Fund's functional and presentation currency.

Due to mixed factors in determining the functional currency of the Fund, the Manager has used its judgement to determine the functional currency that most faithfully represents the economic effects of the underlying transactions, events and conditions and have determined the functional currency to be in USD primary due to the following factors:

- (i) Significant portion of the net assets value invested in the form of cash denominated in USD for the purpose of making settlement of the foreign trades;
- (ii) The Fund's investments are denominated in USD

BIMB-ARABESQUE ASIA PACIFIC SHARIAH-ESG EQUITY FUND

UNAUDITED NOTES TO THE FINANCIAL STATEMENTS FOR THE FINANCIAL PERIOD ENDED 30 APRIL 2024 (CONTINUED)

2 SUMMARY OF SIGNIFICANT ACCOUNTING POLICIES (CONTINUED)

(j) Use of Estimates and Judgements

The preparation of financial statements in conformity with MFRSs requires management to make judgements, estimates and assumptions that affect the application of accounting policies and the reported amounts of assets, liabilities, income and expenses. Actual results may differ from these estimates.

Estimates and underlying assumptions are reviewed on an ongoing basis. Revisions to accounting estimates are recognised in the year in which the estimate is revised and in any future years affected.

There are no significant areas of estimation uncertainty and critical judgements in applying accounting policies that have significant effect on the amounts recognised in the financial statements.

3 FINANCIAL INSTRUMENTS AND FINANCIAL RISK MANAGEMENT

Financial instruments of the Fund are as follows:

	Financial assets at fair value through profit or loss USD	Financial assets at amortised cost USD	Total USD
<u>As at 30.4.2024</u>			
Cash and cash equivalents (Shariah-compliant)	-	110,841	110,841
Quoted Shariah-compliant securities	2,398,664	-	2,398,664
Amount due from Manager	-	-	-
Dividend receivables	-	19,150	19,150
	<u>2,398,664</u>	<u>129,991</u>	<u>2,528,655</u>
<u>As at 31.10.2023</u>			
Cash and cash equivalents (Shariah-compliant)	-	67,577	67,577
Quoted Shariah-compliant securities	1,779,720	-	1,779,720
Amount due from Manager	-	-	-
Dividend receivables	-	4,725	4,725
	<u>1,779,720</u>	<u>72,302</u>	<u>1,852,022</u>

All liabilities are financial liabilities which are carried at amortised cost.

BIMB-ARABESQUE ASIA PACIFIC SHARIAH-ESG EQUITY FUND

UNAUDITED NOTES TO THE FINANCIAL STATEMENTS FOR THE FINANCIAL PERIOD ENDED 30 APRIL 2024 (CONTINUED)

3 FINANCIAL INSTRUMENTS AND FINANCIAL RISK MANAGEMENT (CONTINUED)

The Fund aims to provide investors with liquidity and regular income, whilst maintaining capital stability by investing primarily in deposits that comply with Shariah principles.

The Fund is exposed to a variety of risks which include market risk (inclusive of price risk, profit rate risk and foreign currency risk), credit risk, liquidity risk and Shariah status reclassification risk.

Financial risk management is carried out through internal control process adopted by the Manager and adherence to the investment restrictions as stipulated in the Deed and the Guidelines.

(a) Market Risk

(i) Price Risk

The Fund is exposed to price risk because of investments held by the Fund and classified as at fair value through profit or loss. Price risk is the risk that fair value of investment will fluctuate because of the changes in market prices (other than those arising from profit rate risk). Such fluctuation may cause the Fund's NAV and price of units to fall as well as rise, and income produced by the Fund may also fluctuate. The price risk is managed through diversification and selection of securities and other financial instruments within specified limits according to the Deed.

The table below shows the financial instruments of the Fund which is exposed to price risk

	As at <u>30.4.2024</u> USD	As at <u>31.10.2023</u> USD
Financial assets at fair value through profit or loss:		
- Quoted Shariah-compliant securities	<u>2,398,664</u>	<u>1,779,720</u>

The following table summarises the sensitivity of the Fund's profit or loss and NAV to movements in prices of quoted Shariah-compliant securities at the end of each reporting year. The analysis is based on the assumptions that the market price increased and decreased by 5% (As at 31.10.2023: 5%) with all other variables held constant and that fair value of the Fund's investments move according to the historical correlation of the index. Disclosures below are shown in absolute terms, changes and impacts could be positive or negative.

	Change in <u>price</u> %	Impact on profit <u>or loss/NAV</u> USD
<u>As at 30.4.2024</u>		
Quoted Shariah-compliant securities measured at fair value through profit or loss	<u>5</u>	<u>119,933</u>
<u>As at 31.10.2023</u>		
Quoted Shariah-compliant securities measured at fair value through profit or loss	<u>5</u>	<u>88,986</u>

BIMB-ARABESQUE ASIA PACIFIC SHARIAH-ESG EQUITY FUND

UNAUDITED NOTES TO THE FINANCIAL STATEMENTS FOR THE FINANCIAL PERIOD ENDED 30 APRIL 2024 (CONTINUED)

3 FINANCIAL INSTRUMENTS AND FINANCIAL RISK MANAGEMENT (CONTINUED)

(a) Market Risk (continued)

(ii) Profit Rate Risk

Profit rate is a general economic indicator that will have an impact on the management of the Fund.

It does not in any way suggest that this Fund will invest in conventional financial instruments. All investment carried out for the Fund including placements and deposits are in accordance with Shariah.

Fair value profit rate risk is the risk that the value of a financial instrument will fluctuate due to changes in market profit rates.

The Fund's exposure to fair value profit rate risk arises from Shariah-compliant investment in Islamic money market instruments. The profit rate risk is expected to be minimal as the Fund's investments comprise mainly short term Islamic deposits with approved licensed Islamic financial institutions.

Cash flow profit rate risk is the risk that the future cash flows of a financial instrument will fluctuate because of changes in market profit rates. The Fund is not exposed to cash flow profit rate risk as the Fund does not hold any financial instruments at variable profit rate.

(iii) Foreign Currency Risk

Foreign currency risk is associated with investments that are quoted and/or priced in foreign currency denomination. Foreign currency risk is the risk that the value of financial instruments will fluctuate due to changes in foreign exchange rates. The Manager will evaluate the likely directions of a foreign currency versus USD based on considerations of economic fundamentals such as profit risk differentials, balance of payments position, debt levels, and technical chart considerations.

The following table sets out the foreign currency risk concentrations arising from the denomination of the Fund's financial instruments in foreign currencies:

	<u>Cash and cash equivalents</u> USD	<u>Dividend receivables</u> USD	<u>Net asset attributable to unit holders</u> USD	<u>Total</u> USD
As at <u>30.4.2024</u>				
AUD		719	-	719
JPY		4,465		4,465
MYR		3,715		3,715
THB	38,256	-	(512,160)	(473,904)

BIMB-ARABESQUE ASIA PACIFIC SHARIAH-ESG EQUITY FUND

UNAUDITED NOTES TO THE FINANCIAL STATEMENTS FOR THE FINANCIAL PERIOD ENDED 30 APRIL 2024 (CONTINUED)

3 FINANCIAL INSTRUMENTS AND FINANCIAL RISK MANAGEMENT (CONTINUED)

(a) Market Risk (continued)

(iii) Foreign Currency Risk (continued)

The following table sets out the foreign currency risk concentrations arising from the denomination of the Fund's financial instruments in foreign currencies (continued):

	<u>Cash and cash equivalents</u>	<u>Dividend receivables</u>	<u>Net asset attributable to unit holders</u>	<u>Total</u>
	USD	USD	USD	USD
As at <u>31.10.2023</u>				
AUD		719	-	719
JPY		4,465		4,465
KRW		3,715		3,715
MYR	38,256	-	(512,160)	(473,904)
THB		1,962		1,962

The table below summarises the sensitivity of the Fund's profit or loss and NAV to changes in foreign exchange movements at the end of each reporting year. The analysis is based on the assumption that the foreign exchange rate fluctuates by 5%, with all other variables remain constants. This represents management's best estimate of a reasonable possible shift in the foreign exchange rate, having regard to historical volatility of this rate. Disclosures below are shown in absolute terms, changes and impacts could be positive or negative.

	<u>% Change in foreign exchange rate</u>	<u>Impact on profit or loss/NAV</u>	
		<u>30.4.2024</u>	<u>31.10.2023</u>
	%	USD	USD
AUD	+/-5	36	102
JPY	+/-5	223	237
KRW	+/-5	186	2
MYR	+/-5	23,695	91,612
THB	+/-5	98	1

BIMB-ARABESQUE ASIA PACIFIC SHARIAH-ESG EQUITY FUND

UNAUDITED NOTES TO THE FINANCIAL STATEMENTS FOR THE FINANCIAL PERIOD ENDED 30 APRIL 2024 (CONTINUED)

3 FINANCIAL INSTRUMENTS AND FINANCIAL RISK MANAGEMENT (CONTINUED)

(b) Credit Risk

Credit risk is the risk of a financial loss to the Fund if counterparty to a financial instrument fails to meet its contractual obligations. The Fund's exposure to credit risk arises principally from its cash and cash equivalents, amount due from stockbroker, amount due from Manager and other receivables.

The Manager manages the credit risk by setting counterparty limits and undertaking credit evaluation to minimise the risk. The exposure to credit risk is monitored on an ongoing basis.

The following table sets out the credit risk concentration of the Fund:

	Cash and cash <u>equivalents</u> USD	Amount due <u>from Manager</u> USD	Dividend <u>receivable</u> USD	<u>Total</u> USD
<u>As at 30.4.2024</u>				
Finance				
- AAA	110,841	-	-	110,841
Others				
- Non-rated	-	-	19,150	19,150
	110,841	-	19,150	129,991
<u>As at 31.10.2023</u>				
Finance				
- AAA				
Others	67,595	-	-	67,595
- Non-rated				
	67,595	-	4,725	72,302

All the financial assets of the Fund as at end of the financial period are neither past due nor impaired.

(c) Liquidity Risk

Liquidity risk is the risk that the Fund will not be able to meet its financial obligations as they fall due. The Fund's exposure to liquidity risk arises principally from its other payables which are due within one year.

The Fund maintains sufficient level of Islamic liquid assets, after consultation with the Trustee, to meet anticipated payments and cancellation of units by unit holders. Islamic liquid assets comprise cash at bank and other instruments, which are capable of being converted into cash within 7 days.

BIMB-ARABESQUE ASIA PACIFIC SHARIAH-ESG EQUITY FUND

UNAUDITED NOTES TO THE FINANCIAL STATEMENTS FOR THE FINANCIAL PERIOD ENDED 30 APRIL 2024 (CONTINUED)

3 FINANCIAL INSTRUMENTS AND FINANCIAL RISK MANAGEMENT (CONTINUED)

(c) Liquidity Risk (continued)

The table below summarises the Fund's financial liabilities into relevant maturity groupings based on the remaining period as at the statement of financial position date to the contractual maturity date. The amounts in the table are the contractual undiscounted cash flows.

	Less than 1 month USD	Between 1 month to 1 year USD	Total USD
<u>As at 30.4.2024</u>			
Amount due to Manager	10,806	-	10,806
Accrued management fee	6,378	-	6,378
Amount due to Trustee	721	-	721
Audit fee payable	-	990	990
Tax agent's fee payable	-	384	384
Provision for tax	-	-	-
Other payables	-	1,466	1,466
Net assets attributable to unit holders*	538,430	-	538,430
Contractual undiscounted cash flows	556,335	2,840	559,175
<u>As at 31.10.2023</u>			
Amount due to Manager	6,158	-	6,158
Accrued management fee	2,478	-	2,478
Amount due to Trustee	721	-	721
Audit fee payable	-	2,700	2,700
Tax agent's fee payable	-	257	257
Provision for tax	-	1,260	1,260
Other payables	-	2,866	2,866
Net assets attributable to unit holders*	1,836,068	-	1,836,068
Contractual undiscounted cash flows	1,845,425	7,083	1,852,508

* Outstanding units are redeemed on demand at the unit holder's option. However, the Manager does not envisage that the contractual maturity disclosed in the table above will be representative of the actual cash outflows, as holders of these instruments typically retain them for the medium to long term.

BIMB-ARABESQUE ASIA PACIFIC SHARIAH-ESG EQUITY FUND

UNAUDITED NOTES TO THE FINANCIAL STATEMENTS FOR THE FINANCIAL PERIOD ENDED 30 APRIL 2024 (CONTINUED)

3 FINANCIAL INSTRUMENTS AND FINANCIAL RISK MANAGEMENT (CONTINUED)

(d) Shariah Status Reclassification Risk

This risk refers to the risk of a possibility that the currently held Shariah-compliant equities or Islamic collective investment scheme or Islamic deposits or Islamic money market instruments invested by the Fund may be reclassified or declared as Shariah non-compliant by the relevant authority or the Shariah Adviser. If this occurs, the Manager will take the necessary steps to dispose of or withdraw such investments. There may be opportunity loss to the Fund due to the Fund not being allowed to retain the excess capital gains derived from the disposal of the said investments.

(e) Capital Risk Management

The Fund's capital is represented by the unit holders' capital in the statement of financial position. The Manager of the Fund monitors the adequacy of capital on an ongoing basis. There is no external capital requirement imposed on the Fund.

(f) Fair Value Estimation

Fair value is defined as the price that would be received to sell an asset or paid to transfer a liability in an orderly transaction between market participants at the measurement date (i.e. an exit price).

The fair value of financial assets traded in active markets (such as Shariah-compliant trading securities) are based on quoted market prices at the close of trading on the financial period/year end date. The Fund utilises the last traded market price for financial assets where the last traded price falls within the bid-ask spread. In circumstances where the last traded price is not within the bid-ask spread, the Manager will determine the point within the bid-ask spread that is most representative of the fair value.

An active market is a market in which transactions for the asset or liability take place with sufficient frequency and volume to provide pricing information on an ongoing basis.

The fair value of financial assets that are not traded in an active market is determined by using valuation techniques.

(i) Fair Value Hierarchy

The table below analyses financial instruments carried at fair value. The different levels have been defined as follows:

- Quoted prices (unadjusted) in active market for identical assets or liabilities (Level 1)
- Inputs other than quoted prices included within Level 1 that are observable for the asset or liability, either directly (that is, as prices) or indirectly (that is, derived from prices) (Level 2)
- Inputs for the asset and liability that are not based on observable market data (that is, unobservable inputs) (Level 3)

The level in the fair value hierarchy within which the fair value measurement is categorised in its entirety is determined on the basis of the lowest level input that is significant to the fair value measurement in its entirety. For this purpose, the significance of an input is assessed against the fair value measurement in its entirety.

BIMB-ARABESQUE ASIA PACIFIC SHARIAH-ESG EQUITY FUND

UNAUDITED NOTES TO THE FINANCIAL STATEMENTS FOR THE FINANCIAL PERIOD ENDED 30 APRIL 2024 (CONTINUED)

3 FINANCIAL INSTRUMENTS AND FINANCIAL RISK MANAGEMENT (CONTINUED)

(f) Fair Value Estimation (continued)

(i) Fair Value Hierarchy (continued)

If a fair value measurement uses observable inputs that require significant adjustment based on unobservable inputs, that measurement is a Level 3 measurement.

Assessing the significance of a particular input to the fair value measurement in its entirety requires judgment, considering factors specific to the asset or liability.

The determination of what constitutes 'observable' requires significant judgment by the Fund. The Fund considers observable data to be that market data that is readily available, regularly distributed or updated, reliable and verifiable, not proprietary, and provided by independent sources that are actively involved in the relevant market.

	<u>Level 1</u> USD	<u>Level 2</u> USD	<u>Level 3</u> USD	<u>Total</u> USD
<u>As at 30.4.2024</u>				
Financial assets at fair value through profit or loss:				
- Quoted Shariah- compliant securities	<u>2,398,664</u>	<u>-</u>	<u>-</u>	<u>2,398,664</u>
<u>As at 31.10.2023</u>				
Financial assets at fair value through profit or loss:				
- Quoted Shariah- compliant securities	<u>1,779,720</u>	<u>-</u>	<u>-</u>	<u>1,779,720</u>

Quoted Shariah-compliant securities whose values are based on quoted market prices in active markets, and are therefore classified within Level 1, include active Shariah-compliant securities and Islamic collective investment scheme. The Fund's policies on valuation of these financial assets are stated in Note 2(b).

- (ii) The carrying values of cash and cash equivalents, amount due from stockbrokers, amount due from Manager, other receivables and all current liabilities are a reasonable approximation of their fair values due to their short term nature.

BIMB-ARABESQUE ASIA PACIFIC SHARIAH-ESG EQUITY FUND

UNAUDITED NOTES TO THE FINANCIAL STATEMENTS FOR THE FINANCIAL PERIOD ENDED 30 APRIL 2024 (CONTINUED)

4 MANAGEMENT FEE

The manager's fee payable to the Manager of the Fund is based on 1.80% (As at 30.4.2024: 1.80%) per annum of the net asset value of the Fund calculated on a daily basis.

There will be no further liability to the Manager in respect of management fee other than amounts recognised above.

5 TRUSTEE'S FEE

The trustee's fee payable to the trustee of the Fund is based on 0.05% (As at 30.4.2024: 0.05%) per annum for each class of the NAV of the Fund, calculated on a daily basis subject to a minimum fee of RM24,000 (approximately USD5,874) per annum or its equivalent in the base currency (excluding foreign custodian fees and charges)

6 TAXATION

	1.11.2023 to 30.4.2024 USD	1.11.2022 to 30.4.2023 USD
Taxation		
- Current taxation	<u>9,828</u>	<u>10,422</u>

A numerical reconciliation between the profit before taxation multiplied by the Malaysian statutory income tax rate and tax expense of the Fund is as follows:

Income/(loss) before taxation	<u>171,672</u>	<u>225,273</u>
Taxation at Malaysian statutory rate of 24% (As at 30.4.2022: 24%)	41,201	54,066
Tax effects of:		
- (Investment income not subject to tax)/Investment loss not deductible for tax purpose	(48,110)	(71,060)
- Expenses not deductible for tax purposes	11,683	1,370
- Restrictions on the tax deductible expenses for unit trust funds	5,053	5,208
	<u>9,828</u>	<u>10,422</u>

BIMB-ARABESQUE ASIA PACIFIC SHARIAH-ESG EQUITY FUND

UNAUDITED NOTES TO THE FINANCIAL STATEMENTS FOR THE FINANCIAL PERIOD ENDED 30 APRIL 2024 (CONTINUED)

7 FINANCIAL ASSETS AT FAIR VALUE THROUGH PROFIT OR LOSS (SHARIAH-COMPLIANT)

	As at <u>30.4.2024</u> USD	As at <u>31.10.2023</u> USD
Financial assets at fair value through profit or loss:		
- Quoted Shariah-compliant securities	<u>2,398,664</u>	<u>1,779,720</u>
Net gain on financial asset at fair value through profit or loss:		
- Realised loss on disposal	1,976	79,549
- Net unrealised gain/(loss) on fair value movement	<u>278,738</u>	<u>302,521</u>
	<u>280,714</u>	<u>382,070</u>

Details of quoted Shariah-compliant securities as at 30 April 2024 are set out as follows:

<u>Name of counter</u>	<u>Quantity</u> Units	<u>Average</u> <u>Cost</u> USD	<u>Market</u> <u>value</u> USD	<u>Percentage</u> <u>of NAV</u> %
<u>Australia</u>				
<u>Consumer products & services</u>				
Super Retail Group Limited	<u>3,520</u>	<u>33,161</u>	<u>33,432</u>	<u>1.35</u>
<u>Health Care</u>				
Cochlear Limited	<u>242</u>	<u>34,859</u>	<u>50,935</u>	<u>2.06</u>
<u>Industrials</u>				
Qantas Airways Limited	<u>7,600</u>	<u>26,719</u>	<u>29,030</u>	<u>1.18</u>
<u>Utilities</u>				
AGL Energy Limited	<u>9,900</u>	<u>56,223</u>	<u>60,633</u>	<u>2.46</u>
<u>Materials</u>				
CSR Limited	<u>6,242</u>	<u>20,539</u>	<u>35,926</u>	<u>1.45</u>
Total quoted Shariah-compliant securities in Australia	<u>27,504</u>	<u>171,502</u>	<u>209,956</u>	<u>8.50</u>

BIMB-ARABESQUE ASIA PACIFIC SHARIAH-ESG EQUITY FUND

UNAUDITED NOTES TO THE FINANCIAL STATEMENTS FOR THE FINANCIAL PERIOD ENDED 30 APRIL 2024 (CONTINUED)

7 FINANCIAL ASSETS AT FAIR VALUE THROUGH PROFIT OR LOSS (SHARIAH-COMPLIANT) (CONTINUED)

Details of quoted Shariah-compliant securities as at 30 April 2024 are set out as follows (continued):

<u>Name of counter</u>	<u>Quantity</u> Units	<u>Average</u> <u>Cost</u> USD	<u>Market</u> <u>value</u> USD	<u>Percentage</u> <u>of NAV</u> %
<u>Hong Kong</u>				
<u>Communication Services</u>				
China Mobile Limited	9,800	81,503	87,570	3.55
<u>Energy</u>				
CNOOC Limited	24,300	48,849	63,060	2.55
Total quoted Shariah-compliant securities in Hong Kong	34,100	130,352	150,631	6.10
<u>Indonesia</u>				
<u>Consumer Discretionary</u>				
PT ACE Hardware Indonesia Tbk	607,000	32,243	34,915	1.41
<u>Energy</u>				
PT AKR Corporindo Tbk	396,900	40,539	40,899	1.66
Total quoted Shariah-compliant securities in Indonesia	1,003,900	72,782	75,814	3.07
<u>Japan</u>				
<u>Consumer Discretionary</u>				
Askul Corp	2,850	38,774	43,243	1.75
Panasonic Corporation	2,430	22,173	21,284	0.86
Isuzu Motors Limited.	1,650	20,364	20,910	0.85
Niterra Co., Ltd.	860	23,086	28,191	1.14
NOK Corporation	1,450	18,679	21,027	0.85
Tokai Rika Co., Ltd.	1,380	20,508	18,805	0.76
Toyoda Gosei Co., Ltd.	1,250	24,679	24,195	0.98
Yamaha Motor Co., Ltd.	2,490	22,011	23,293	0.94
	14,360	190,274	200,228	8.13
<u>Health Care</u>				
Otsuka Holdings Co., Ltd.	840	32,300	35,894	1.45
	840	32,300	35,894	1.45
<u>Energy</u>				
Inpex Corp	1,800	25,094	27,294	1.11
Japan Petroleum Exploration Co., Ltd.	930	41,016	39,433	1.60
	2,730	66,111	66,727	2.71

BIMB-ARABESQUE ASIA PACIFIC SHARIAH-ESG EQUITY FUND

UNAUDITED NOTES TO THE FINANCIAL STATEMENTS FOR THE FINANCIAL PERIOD ENDED 30 APRIL 2024 (CONTINUED)

7 FINANCIAL ASSETS AT FAIR VALUE THROUGH PROFIT OR LOSS (SHARIAH-COMPLIANT) (CONTINUED)

Details of quoted Shariah-compliant securities as at 30 April 2024 are set out as follows (continued):

<u>Name of counter</u>	<u>Quantity</u> Units	<u>Average</u> <u>Cost</u> USD	<u>Market</u> <u>value</u> USD	<u>Percentage</u> <u>of NAV</u> %
<u>Japan</u>				
<u>Industrials products & services</u>				
Amada Holdings Co.,Ltd	1,950	17,439	21,350	0.86
KOKUYO CO LTD	1,950	30,827	33,363	1.35
KOMATSU	900	22,566	27,123	1.10
NGK INSULATORS	2,200	28,601	30,006	1.22
Sohgo Security Services Co., Ltd.	7,400	38,758	41,160	1.67
Sumitomo Heavy Industries, Ltd.	800	18,946	22,365	0.91
	<u>15,200</u>	<u>157,357</u>	<u>175,367</u>	<u>7.11</u>
<u>Technology</u>				
Brother Industries, Ltd.	2,880	49,567	51,146	2.07
Canon Inc.	2,530	69,495	68,630	2.78
Canon Marketing Japan Inc.	1,740	46,177	47,961	1.94
Fujikura Ltd	1,700	19,818	29,393	1.19
Fujitsu Limited	3,900	61,105	60,201	2.44
Renesas Electronics Corporation.	4,170	67,692	69,469	2.81
Seiko Epson Corp.	1,600	22,811	26,406	1.07
Tokyo Seimitsu Co., Ltd	290	10,931	19,299	0.78
	<u>18,810</u>	<u>347,596</u>	<u>372,504</u>	<u>15.08</u>
<u>Consumer Staples</u>				
Calbee Inc	3,000	65,889	65,598	2.66
Morinaga & Co., Ltd.	2,170	30,818	35,043	1.42
Morinaga Milk Industry Co Ltd	2,320	44,901	45,391	1.84
Sugi Holdings Co., Ltd.	2,610	38,563	38,394	1.55
Suntory Beverage & Food Ltd.	1,310	42,917	42,560	1.72
	<u>18,810</u>	<u>347,596</u>	<u>372,504</u>	<u>15.08</u>
<u>Material</u>				
Kuraray Co., Ltd.	3,200	31,811	35,411	1.43
Mitsubishi Motors Corporation	6,600	20,890	20,848	0.84
Nitto Denko Corp.	250	17,535	20,709	0.84
	<u>10,050</u>	<u>70,236</u>	<u>76,968</u>	<u>3.11</u>
Total quoted Shariah-compliant securities in Japan	<u>73,400</u>	<u>1,086,744</u>	<u>1,155,396</u>	<u>46.78</u>
<u>Korea</u>				
<u>Communication Services</u>				
Cheil Worldwide Inc.	<u>4,600</u>	<u>66,406</u>	<u>62,979</u>	<u>2.55</u>

BIMB-ARABESQUE ASIA PACIFIC SHARIAH-ESG EQUITY FUND

UNAUDITED NOTES TO THE FINANCIAL STATEMENTS FOR THE FINANCIAL PERIOD ENDED 30 APRIL 2024 (CONTINUED)

7 FINANCIAL ASSETS AT FAIR VALUE THROUGH PROFIT OR LOSS (SHARIAH-COMPLIANT) (CONTINUED)

Details of quoted Shariah-compliant securities as at 30 April 2024 are set out as follows (continued):

<u>Name of counter</u>	<u>Quantity</u> Units	<u>Average</u> <u>Cost</u> USD	<u>Market</u> <u>value</u> USD	<u>Percentage</u> <u>of NAV</u> %
<u>Korea</u>				
<u>Consumer Discretionary</u>				
Coway Co., Ltd.	1,000	33,637	40,307	1.63
KIA Motors Corporation	480	28,317	40,987	1.66
	<u>1,480</u>	<u>61,954</u>	<u>81,294</u>	<u>3.29</u>
<u>Energy</u>				
OCI Co., Ltd	360	25,226	24,722	1.00
	<u>360</u>	<u>25,226</u>	<u>24,722</u>	<u>1.00</u>
<u>Industrials</u>				
Hyundai Glovis Co., Ltd.	300	38,053	39,511	1.60
Kepeco Plant Service & Engineering Co., Ltd	1,320	32,717	33,671	1.36
	<u>1,620</u>	<u>70,770</u>	<u>140,952</u>	<u>2.96</u>
<u>Materials</u>				
LOTTE FINE CHEMICAL CO LTD	1,120	34,909	36,593	1.48
Total quoted Shariah-compliant securities in Korea	<u>9,180</u>	<u>259,265</u>	<u>278,771</u>	<u>11.28</u>
<u>Thailand</u>				
<u>Consumer Staples</u>				
Ichitan Group Public Co., Ltd.	66,000	26,964	32,243	1.31
<u>Energy</u>				
PTT Exploration & Production Plc	11,800	49,279	49,843	2.02
Total quoted Shariah-compliant securities in Thailand	<u>77,800</u>	<u>76,243</u>	<u>82,086</u>	<u>3.33</u>
<u>Taiwan</u>				
<u>Consumer products & services</u>				
Cheng Shin Rubber Ind	28,800	35,900	41,727	1.69
Pou Chen Corp	35,500	32,176	39,435	1.60
	<u>64,300</u>	<u>68,076</u>	<u>81,162</u>	<u>3.29</u>
<u>Industrials</u>				
Eva Airways Corp	29,000	23,798	31,680	1.28
Taiwan Secom Co., Ltd.	18,800	70,660	74,234	3.01

BIMB-ARABESQUE ASIA PACIFIC SHARIAH-ESG EQUITY FUND

UNAUDITED NOTES TO THE FINANCIAL STATEMENTS FOR THE FINANCIAL PERIOD ENDED 30 APRIL 2024 (CONTINUED)

7 FINANCIAL ASSETS AT FAIR VALUE THROUGH PROFIT OR LOSS (SHARIAH-COMPLIANT) (CONTINUED)

Details of quoted Shariah-compliant securities as at 31 October 2023 are set out as follows:

<u>Name of counter</u>	<u>Number of shares held</u>	<u>Cost</u>	<u>Market value</u>	<u>Percentage of value of funds</u>
<u>Information Technology</u>				
Chroma Ate Inc.				
Taiwan Semiconductor Manufacturing Co., Ltd.	4,300	29,455	35,213	1.43
	5,650	117,052	137,157	5.55
	<u>9,950</u>	<u>146,506</u>	<u>172,370</u>	<u>6.98</u>
<u>Materials</u>				
Taiwan Fertilizer Co., Ltd.	22,900	42,879	46,021	1.86
Tung Ho Steel Enterprise Corp	18,000	39,752	40,543	1.64
	<u>40,900</u>	<u>82,631</u>	<u>86,564</u>	<u>10.95</u>
Total quoted Shariah-compliant securities in Taiwan	<u>162,950</u>	<u>391,672</u>	<u>446,010</u>	<u>18.06</u>
<u>Australia</u>				
<u>Health Care</u>				
Cochlear Ltd.	407	58,626	62,126	3.38
<u>Information Technology</u>				
Technology One Ltd.	4,705	40,136	43,299	2.36
<u>Materials</u>				
CSR Limited	11,342	37,321	40,327	2.20
Total quoted Shariah-compliant securities in Australia	<u>16,454</u>	<u>136,083</u>	<u>145,752</u>	<u>7.94</u>
<u>Indonesia</u>				
<u>Consumer Discretionary</u>				
PT ACE Hardware Indonesia Tbk	772,000	41,008	38,892	2.12
<u>Energy</u>				
PT AKR Corporindo Tbk	544,400	55,283	51,080	2.78
Total quoted Shariah-compliant securities in Indonesia	<u>1,316,400</u>	<u>96,291</u>	<u>89,972</u>	<u>4.90</u>

BIMB-ARABESQUE ASIA PACIFIC SHARIAH-ESG EQUITY FUND

NOTES TO THE FINANCIAL STATEMENTS FOR THE FINANCIAL YEAR ENDED 31 OCTOBER 2023 (CONTINUED)

7 FINANCIAL ASSETS AT FAIR VALUE THROUGH PROFIT OR LOSS (SHARIAH-COMPLIANT) (CONTINUED)

Details of quoted Shariah-compliant securities as at 31 October 2023 are set out as follows:
(continued)

<u>Name of counter</u>	<u>Number of shares held</u>	<u>Cost</u>	<u>Market value</u>	<u>Percentage of value of funds</u>
<u>Japan</u>				
<u>Consumer discretionary</u>				
Isuzu Motors Limited	2,500	30,855	27,381	1.49
Sekisui Chemical Co.,Ltd.	2,760	41,648	37,392	2.04
Tokai Rika Co., Ltd.	2,300	34,180	35,560	1.94
Toyota Boshoku Corp	1,800	30,719	30,833	1.68
Yamaha Motor Co., Ltd.	1,100	29,171	26,388	1.44
	<u>10,460</u>	<u>166,573</u>	<u>157,554</u>	<u>8.59</u>
<u>Consumer staples</u>				
Matsumotokiyoshi Holdings Co., Ltd.	2,680	46,216	46,632	2.54
Morinaga & Co., Ltd.	1,900	53,968	68,275	3.72
Sugi Holdings Co., Ltd.	1,400	62,056	56,227	3.06
	<u>5,980</u>	<u>162,240</u>	<u>171,134</u>	<u>9.32</u>
<u>Health Care</u>				
Astellas Pharma Inc.	3,500	50,030	43,863	2.39
ONO Pharmaceutical Co., Ltd.	3,250	67,548	55,767	3.04
Otsuka Holdings Co., Ltd.	1,300	49,988	43,302	2.36
	<u>8,050</u>	<u>167,566</u>	<u>142,932</u>	<u>7.79</u>
<u>Industrial products and services</u>				
Amada Holdings Co.,Ltd	3,400	30,407	32,518	1.77
Okuma Corp.	700	34,962	28,386	1.55
Sumitomo Heavy Industries, Ltd.	1,500	35,524	33,867	1.84
TechnoPro Holdings Inc.	1,350	31,746	26,179	1.42
	<u>6,950</u>	<u>132,639</u>	<u>120,950</u>	<u>6.58</u>
<u>Information Technology</u>				
Canon Marketing Japan Inc.	1,800	45,891	42,729	2.33
Renesas Electronics Corporation	1,680	24,449	21,669	1.18
Screen Holdings Co., Ltd	460	19,436	21,038	1.14
Shimadzu Corporation	1,440	43,599	33,671	1.83
Tokyo Seimitsu Co., Ltd	680	25,630	31,320	1.71
	<u>6,060</u>	<u>159,005</u>	<u>150,427</u>	<u>8.19</u>

BIMB-ARABESQUE ASIA PACIFIC SHARIAH-ESG EQUITY FUND

NOTES TO THE FINANCIAL STATEMENTS FOR THE FINANCIAL YEAR ENDED 31 OCTOBER 2023 (CONTINUED)

7 FINANCIAL ASSETS AT FAIR VALUE THROUGH PROFIT OR LOSS (SHARIAH-COMPLIANT) (CONTINUED)

Details of quoted Shariah-compliant securities as at 31 October 2023 are set out as follows:
(continued)

<u>Name of counter</u>	<u>Number of shares held</u>	<u>Cost USD</u>	<u>Market value USD</u>	<u>Percentage of value of funds %</u>
<u>Japan (continued)</u>				
<u>Materials</u>				
Nissan Chemical Corporation	700	31,638	28,141	1.53
Nitto Denko Corp.	480	33,668	30,657	1.67
Tokai Carbon Co., Ltd.	3,500	26,577	26,479	1.44
	<u>4,680</u>	<u>91,883</u>	<u>85,277</u>	<u>4.64</u>
Total quoted Shariah-compliant securities in Japan	<u>42,180</u>	<u>879,906</u>	<u>828,274</u>	<u>45.11</u>
<u>Korea</u>				
<u>Communication Services</u>				
Cheil Worldwide Inc.	4,700	67,010	69,107	3.76
<u>Consumer Discretionary</u>				
Coway Co., Ltd.	1,400	45,036	44,777	2.44
<u>Energy</u>				
OCI Co., Ltd	345	27,522	24,853	1.35
<u>Industrial products and services</u>				
Hyundai Glovis Co., Ltd.	320	47,924	40,536	2.21
KEPCO Plant Service & Engineering Co., Ltd	1,980	49,075	47,789	2.60
	<u>2,300</u>	<u>96,999</u>	<u>88,325</u>	<u>4.81</u>
Total quoted Shariah-compliant securities in Korea	<u>8,745</u>	<u>236,567</u>	<u>227,062</u>	<u>12.36</u>
<u>Thailand</u>				
<u>Consumer Staples</u>				
Ichitan Group Public Co., Ltd	94,000	38,404	39,803	2.17
Total quoted Shariah-compliant securities in Thailand	<u>94,000</u>	<u>38,404</u>	<u>39,803</u>	<u>2.17</u>

BIMB-ARABESQUE ASIA PACIFIC SHARIAH-ESG EQUITY FUND

NOTES TO THE FINANCIAL STATEMENTS FOR THE FINANCIAL YEAR ENDED 31 OCTOBER 2023 (CONTINUED)

7 FINANCIAL ASSETS AT FAIR VALUE THROUGH PROFIT OR LOSS (SHARIAH-COMPLIANT) (CONTINUED)

Details of quoted Shariah-compliant securities as at 31 October 2023 are set out as follows:
(continued)

<u>Name of counter</u>	<u>Number of shares held</u>	<u>Cost USD</u>	<u>Market value USD</u>	<u>Percentage of value of funds %</u>
<u>Taiwan</u>				
<u>Consumer Discretionary</u>				
Cheng Shin Rubber Ind	44,000	54,848	59,974	3.27
Pou Chen Corp	53,500	48,491	47,651	2.60
	<u>97,500</u>	<u>103,339</u>	<u>107,625</u>	<u>5.87</u>
<u>Industrial products and services</u>				
Eva Airways Corp	<u>39,800</u>	<u>32,661</u>	<u>33,667</u>	<u>1.83</u>
<u>Information Technology</u>				
Chicony Electronics Co. Ltd.	23,500	79,945	90,326	4.92
Chipbond Technology Corporation	24,400	55,094	51,224	2.79
Chroma Ate Inc.	4,000	34,621	26,921	1.47
Nan Ya Printed Circuit Board Corporation	2,500	21,653	18,215	0.99
Taiwan Semiconductor Manufacturing Co., Ltd.	2,000	34,834	32,663	1.78
Vanguard International Semiconductor Corp	12,000	35,292	25,970	1.41
	<u>68,400</u>	<u>261,439</u>	<u>245,319</u>	<u>13.36</u>
<u>Materials</u>				
Taiwan Fertilizer Co., Ltd.	<u>34,000</u>	<u>63,664</u>	<u>62,246</u>	<u>3.39</u>
Total quoted Shariah-compliant securities in Taiwan	<u>239,700</u>	<u>461,103</u>	<u>448,857</u>	<u>24.45</u>
Total quoted Shariah-compliant securities as at 31 October 2023	<u>1,717,479</u>	1,848,354	<u>1,779,720</u>	<u>96.93</u>
Accumulated unrealised loss on financial assets at fair value through profit or loss		<u>(68,634)</u>		
Total quoted Shariah-compliant securities at fair value through profit or loss		<u>1,779,720</u>		

BIMB-ARABESQUE ASIA PACIFIC SHARIAH-ESG EQUITY FUND

UNAUDITED NOTES TO THE FINANCIAL STATEMENTS FOR THE FINANCIAL PERIOD ENDED 30 APRIL 2024 (CONTINUED)

8 CASH AND CASH EQUIVALENTS

	As at <u>30.4.2024</u> USD	As at <u>31.10.2023</u> USD
Cash at bank	<u>110,841</u>	<u>67,577</u>

9 UNIT HOLDERS' CAPITAL

	As at <u>30.4.2024</u> No. of units	As at <u>31.10.2023</u> No. of units
RM class	49,606,987	40,903,504
USD class	<u>135,254</u>	<u>58,754</u>
	<u>49,754,241</u>	<u>40,962,258</u>
(a) RM class		
At beginning of the financial period/year	40,903,504	47,250,022
Creation of units arising from applications	13,118,499	1,828,057
Cancellation of units	<u>(4,415,016)</u>	<u>(8,174,575)</u>
At the end of the financial period/year	<u>49,606,987</u>	<u>40,903,504</u>
(b) USD class		
At beginning of the financial period/year	58,754	221,034
Creation of units arising from applications	75,499	-
Cancellation of units	<u>-</u>	<u>(162,280)</u>
At the end of the financial period/year	<u>134,253</u>	<u>58,754</u>

BIMB-ARABESQUE ASIA PACIFIC SHARIAH-ESG EQUITY FUND

UNAUDITED NOTES TO THE FINANCIAL STATEMENTS
FOR THE FINANCIAL PERIOD ENDED 30 APRIL 2024 (CONTINUED)

10 TOTAL EXPENSE RATIO (“TER”)

	As at <u>30.4.2024</u>	As at <u>30.4.2023</u>
	%	%
TER	<u>4.15</u>	<u>1.32</u>

TER is derived from the following calculation:

$$\text{TER} = \frac{(A + B + C + D + E) \times 100}{F}$$

A	=	Management fee
B	=	Trustee’s fees
C	=	Audit fee
D	=	Tax agent’s fee
E	=	Other expenses including Sales and Services Tax (“SST”) on transaction costs
F	=	Average NAV of the Fund calculated on a daily basis

The average NAV of the Fund for the financial period calculated on a daily basis is USD2,073,384 (As at 30.4.2022: USD2,695,922).

11 PORTFOLIO TURNOVER RATIO (“PTR”)

	As at <u>30.4.2024</u>	As at <u>30.4.2023</u>
PTR (times)	<u>4.65</u>	<u>1.09</u>

PTR is derived from the following calculation:

$$\frac{(\text{Total acquisition for the financial period} + \text{total disposal for the financial period}) \div 2}{\text{Average NAV of the Fund for the financial period calculated on a daily basis}}$$

where:

total acquisition for the financial period = USD 2,078,996

total disposal for the financial period = USD2,418,875621

BIMB-ARABESQUE ASIA PACIFIC SHARIAH-ESG EQUITY FUND

UNAUDITED NOTES TO THE FINANCIAL STATEMENTS FOR THE FINANCIAL PERIOD ENDED 30 APRIL 2024 (CONTINUED)

12 UNITS HELD BY THE MANAGER AND PARTIES RELATED TO THE MANAGER, AND SIGNIFICANT RELATED PARTY TRANSACTIONS AND BALANCES

The related parties and their relationship with the Fund are as follows:

<u>Related parties</u>	<u>Relationship</u>
BIMB Investment Management Berhad	The Manager
Bank Islam Malaysia Berhad	Immediate holding company of the Manager
Directors of BIMB Investment Management Berhad	Director's of the Manager
Subsidiaries and associates of BHB as disclosed in its financial statements	Subsidiaries and associate companies of the immediate holding company of the Manager
SCBMB Trustee Berhad	Trustee of the Fund

The Manager and related party of the Manager did not hold any unit in the Fund.

In addition to related party disclosures mentioned elsewhere in the financial statements, set out below are other significant related party transactions. The Manager is of the opinion that all transactions with the related companies have been entered into the normal course of business at agreed terms between the related parties.

Transactions with related parties are as follow:

	<u>Transactions from</u>		<u>Balance as at</u>	
	<u>1.11.2023 to</u> <u>30.4.2024</u> USD	<u>1.11.2022 to</u> <u>30.4.2023</u> USD	<u>As at</u> <u>30.4.2024</u> USD	<u>As at</u> <u>31.10.2023</u> USD
<u>The Manager</u>				
BIMB Investment Management Berhad				
- Amount due from Manager	-	-	-	-
- Amount due to Manager	-	-	-	(6,158)
- Management fee	19,781	18,304	(6,378)	(2,478)
	<hr/>	<hr/>	<hr/>	<hr/>
<u>The Trustee</u>				
SCBMB Trustee Berhad				
- Trustee fee	2,837	2,791	(721)	(721)
	<hr/>	<hr/>	<hr/>	<hr/>

BIMB-ARABESQUE ASIA PACIFIC SHARIAH-ESG EQUITY FUND

UNAUDITED NOTES TO THE FINANCIAL STATEMENTS FOR THE FINANCIAL PERIOD ENDED 30 APRIL 2024 (CONTINUED)

13 TRANSACTIONS WITH BROKERS

	Value of <u>trade</u> USD	Percentage of total <u>trade</u> %	Brokerage <u>fee</u> USD	Percentage of total <u>brokerage fee</u> %
<u>As at 30.4.2024</u>				
BIMB Securities Sdn Bhd	(19,353)	(0.99)	1,493	16.50
Macquarie Capital Securities (Malaysia) Sdn. Bhd.	1,933,747	98.48	3,868	42.75
Maybank Investment Bank Bhd.	40,109	2.04	1,813	20.04
RHB Investment Bank Bhd.	43,351	2.21	146	(1.61)
CIMB Investment Bank Bhd.	(34,246)	(1.74)	1,727	19.09
	<u>1,963,608</u>	<u>100.00</u>	<u>9,047</u>	<u>100.00</u>
<u>As at 31.10.2023</u>				
BIMB Securities Sdn Bhd *	3,874,362	45.08	4,908	33.62
Macquarie Capital Securities (Malaysia) Sdn. Bhd.	2,124,170	24.72	4,248	29.10
Maybank Investment Bank Bhd.	1,435,612	16.70	2,940	20.14
CIMB Investment Bank Bhd.	629,316	7.32	1,573	10.78
RHB Investment Bank Bhd.	530,707	6.18	929	6.36
	<u>8,594,167</u>	<u>100.00</u>	<u>14,598</u>	<u>100.00</u>

* Transactions with the related party have been entered into in the normal course of business at agreed terms between the related parties.

14 SHARIAH INFORMATION OF THE FUND

FPE 30.4.2024

- (a) The Shariah Adviser confirmed that the investment portfolio of the Fund is Shariah-compliant, which comprises:
- (i) Equity securities in foreign markets that have been classified as Shariah-compliant by the Shariah Adviser except for the following Shariah non-compliant securities:

No.	Securities	Reclassification Effective Date	Remarks
1.	Chicony Electronics Co. Ltd.	23 October 2023	These reclassified Shariah non-compliant securities have been completely disposed of on 9 November 2023. The said disposal has resulted in an excess capital gain of USD15,735 that has been channeled to Sadaqa House on 18 January 2024.
2.	S1 Corporation	22 January 2024	These reclassified Shariah non-compliant securities have been completely disposed of on 29 January 2024 at a loss.
3.	Samsung Engineering Co., Ltd.		

These classified Shariah non-compliant securities namely, securities 1, 2 and 3 have been completely disposed of, in accordance with the Fund's Shariah investment guidelines as provided in the Fund's deed and disclosed in the Fund's prospectus.

- (ii) Cash placements and liquid assets in local market, which are placed in Shariah-compliant investment and/or instruments.

- (b) Payment to charitable body

Payments which have been made on 18 January 2024 to a charitable body as advised by the Shariah Adviser namely, Sadaqa House amounting to USD16,703 comprise excess capital gains derived from the disposals of Shariah non-compliant securities namely, Chicony Electronics Co. Ltd. on 9 November 2023 of USD15,735 and Lotte Fine Chemical Co., Ltd. on 7 November 2022 of USD968.

FYE 31.10.2023

- (a) The Shariah Adviser confirmed that the investment portfolio of the Fund is Shariah-compliant, which comprises:

- (i) Equity securities in foreign markets that have been classified as Shariah-compliant by the Shariah Adviser except for the following Shariah non-compliant securities:

No.	Securities	Reclassification Effective Date	Remarks
1.	Lotte Fine Chemical Co., Ltd	1 October 2022	As at 1 October 2022, the Fund held 200 units of these securities which have been completely disposed of on 7 November 2022 at a loss. There was an additional purchase of 497 units of these securities on 11 October 2022 and the same were subsequently disposed of on 7 November 2022 at a gain of USD968 which has been channeled to Sadaqa House on 18 January 2024.

No.	Securities	Reclassification Effective Date	Remarks
2.	Cheil Worldwide Inc.		These securities have been completely disposed of on 7 November 2022 at a loss. Notwithstanding the above, these securities have been classified as Shariah-compliant effective 1 January 2023.
3.	Kingboard Laminates Holdings Ltd.	23 October 2023	These securities have been completely disposed of on 25 October 2023 at a loss.
4.	Mega Lifesciences PCL		These securities have been completely disposed of on 27 October 2023 at a loss.
5.	Chicony Electronics Co. Ltd.		These securities are in the money on the classification effective date (market price above the investment cost).

These reclassified Shariah non-compliant securities namely, securities 1, 2, 3 and 4 have been completely disposed of during the FYE 31 October 2023, whereas, securities (v) have been disposed of during the FPE 30 April 2024, in accordance with the Fund's Shariah investment guidelines as provided in the Fund's deed and disclosed in the Fund's prospectus.

- (ii) Cash placements and liquid assets in local market, which are placed in Shariah-compliant investment and/or instruments.

15 APPROVAL OF FINANCIAL STATEMENTS

The financial statements have been approved by the Manager on 28 June 2024.

6.0 CORPORATE DIRECTORY

Manager	<p>BIMB Investment Management Berhad [199301021508 (276246-X)]</p> <p>Registered Office Level 32, Menara Bank Islam, No. 22, Jalan Perak 50450, Kuala Lumpur</p> <p>Business Office Level 19, Menara Bank Islam, No. 22, Jalan Perak 50450, Kuala Lumpur</p>
Board of Directors	<p>Datin Maznah Mahbob (Chairman Non-Executive Independent Director) Dato' Dr. Mohamad Zabidi Ahmad (Non-Executive Independent Director) Sharifah Sarah Syed Mohamed Tahir (Non-Executive Non-Independent Director) Mashitah Haji Osman (Non-Executive Independent Director) Azdini Nor Azman (Chief Executive Officer)</p>
Shariah Adviser	<p>BIMB SECURITIES SDN BHD (Registration No. 199401004484 (290163-X))</p> <p>Registered Office Level 32, Menara Bank Islam, No. 22, Jalan Perak 50450, Kuala Lumpur</p> <p>Business Office Level 34, Menara Bank Islam, No. 22, Jalan Perak 50450, Kuala Lumpur</p>
Investment Committee	<p>Khairul Muzamel Perera Abdullah (Chairman – Non-Independent Member) Mohd Radzuan Ahmad Tajuddin (Independent Member) Dato' Dr. Mohamad Zabidi Ahmad (Independent Member)</p>
Board Audit and Risk Committee	<p>Dato' Dr. Mohamad Zabidi Ahmad (Chairman Non-Executive Independent Director) Sharifah Sarah Syed Mohamed Tahir (Non-Executive Non-Independent Director) Mashitah Haji Osman (Non-Executive Independent Director)</p>
Company Secretaries	<p>Maria binti Mat Said (LS 009400) Level 32, Menara Bank Islam, No. 22, Jalan Perak 50450, Kuala Lumpur</p>
Key Management	<p>Azdini Nor Azman (Chief Executive Officer) Bakri Jamaluddin (Chief Operating Officer) Nazifah Mohd Arshad (Head of Equity) Mohd Shahir Seberi (Head of Fixed Income) Ahmad Razli Sabri (Head of Finance & Operation) Noorsazreen Nordin (Head of Compliance)</p>
Principal Banker	<p>Bank Islam Malaysia Berhad Ground Floor, Menara Bank Islam No. 22, Jalan Perak 50450 Kuala Lumpur</p>

Trustee	SCBMB Trustee Berhad (201201021301 (1005793T)) Level 26, Plaza Equatorial Jalan Sultan Ismail 50250 Kuala Lumpur
Federation of Investment Managers Malaysia (FIMM)	19-06-1, 6th Floor, Wisma Tune No.19, Lorong Dungun Damansara Heights 50490 Kuala Lumpur
Distributors	Bank Islam Malaysia Berhad IFast Capital Sdn Bhd Philip Mutual Berhad CIMB Investment Bank Berhad Kenanga Investment Bank Berhad Registered Unit Trust Consultant with the Manager Affin Bank Berhad BEST Application by the Manager
Toll Free Number: 1-800-88-1196	
www.bimbinvestment.com.my	