



**BIMB INVESTMENT MANAGEMENT BERHAD**  
**199301021508 (276246-X)**

## PRODUCT HIGHLIGHTS SHEET

# BIMB-ARABESQUE MALAYSIA SHARIAH-ESG EQUITY FUND

Date of Issuance: 31 July 2024

**BIMB-ARABESQUE MALAYSIA SHARIAH-ESG EQUITY FUND (BMSEF) IS A QUALIFIED SUSTAINABLE AND RESPONSIBLE INVESTMENT (SRI) FUND UNDER THE GUIDELINES ON SUSTAINABLE AND RESPONSIBLE INVESTMENT FUNDS.**

**BMSEF INTEGRATES ENVIRONMENTAL, SOCIAL AND GOVERNANCE (ESG) CONSIDERATIONS IN ITS CAPITAL ALLOCATION PROCESS AND EMPLOYS NEGATIVE SCREENING FOR SHARIAH-COMPLIANCE AND ALIGNMENT WITH UNITED NATIONS GLOBAL COMPACT (UNGC) PRINCIPLES, IN ITS UNIVERSE CONSTRUCTION PROCESS.**

### RESPONSIBILITY STATEMENT

This Product Highlights Sheet has been reviewed and approved by the directors of BIMB Investment Management Berhad and they have collectively and individually accept full responsibility for the accuracy of the information. Having made all reasonable inquiries, they confirm to the best of their knowledge and belief, that there are no false or misleading statements or omissions of other facts which would make any statement in the Product Highlights Sheet false or misleading.

### STATEMENT OF DISCLAIMER

The Securities Commission Malaysia has authorised the issuance of BIMB-Arabesque Malaysia Shariah-ESG Equity Fund and a copy of this Product Highlights Sheet has been lodged with the Securities Commission Malaysia.

The authorisation of the BIMB-Arabesque Malaysia Shariah-ESG Equity Fund and lodgement of this Product Highlights Sheet should not be taken to indicate that the Securities Commission Malaysia recommends the BIMB-Arabesque Malaysia Shariah-ESG Equity Fund or assumes responsibility for the correctness of any statement made or opinion or report expressed in this Product Highlights Sheet.

The Securities Commission Malaysia is not liable for any non-disclosure on the part of BIMB Investment Management Berhad who is responsible for the BIMB-Arabesque Malaysia Shariah- ESG Equity Fund and takes no responsibility for the contents of this Product Highlights Sheet. The Securities Commission Malaysia makes no representation on the accuracy or completeness of this Product Highlights Sheet, and expressly disclaims any liability whatsoever arising from, or in reliance upon, the whole or any part of its contents.

This Product Highlights Sheet only highlights the key features and risks of this unlisted capital market product. Investors are advised to request, read and understand the disclosure documents before deciding to invest.

**PRODUCT HIGHLIGHTS SHEET**  
**BIMB-ARABESQUE MALAYSIA SHARIAH-ESG EQUITY FUND (“BMSEF”) OR FUND**

**BRIEF INFORMATION OF THE PRODUCT**

**1. What is this product about?**

BIMB-Arabesque Malaysia Shariah-ESG Equity Fund is a growth fund, issued and managed by BIMB Investment Management Berhad.

The Fund's investment objective is to achieve medium to long term capital appreciation. Medium to long term in this context refers to 3 years or more.

**PRODUCT SUITABILITY**

**2. Who is this product suitable for?**

The Fund is primarily suitable for investors:

- who are seeking exposure to Shariah-compliant Malaysian & global equities.
- who are seeking exposure to companies that have been screened for their Environment, Social & Governance (ESG) performance.
- who are seeking capital appreciation over medium to long term period.
- with moderate to high risk tolerance.

**KEY PRODUCT FEATURES**

**3. What am I investing in?**

<b>Launch Date</b>	9 March 2017
<b>Fund Category</b>	Equity
<b>Fund Type</b>	Growth
<b>Asset Allocation</b>	<ul style="list-style-type: none"> <li>• 70% to 98% of the Fund's NAV will be invested in Malaysia and foreign Shariah-compliant equities that are ESG-compliant; and</li> <li>• At least 2% of the Fund's NAV in Islamic deposits and Islamic money market instruments.</li> </ul>
<b>Investment Policy &amp; Strategy</b>	<p>The Fund will invest in listed Shariah-compliant equities (70% to 98% of the Fund's NAV) of which 70% of the portfolio is allocated to companies in Malaysia and 30% to foreign companies. The investment composition of Malaysia's companies and foreign companies is not restricted to the ratio 70:30 as the composition may change according to the market condition.</p> <p>The Fund will maintain at least two-thirds (2/3) of its NAV in Shariah-compliant UNGC or ESG-compliant investments and the Fund's investment will be evaluated on a quarterly basis to ensure that the investments are in line with the principles of the UNGC and ESG and the overall impact on investments is consistent with any other sustainability considerations. If the Fund's investments become inconsistent with its investment policy and strategies, the Manager shall dispose the investment(s) at the next investment universe reassessment (i.e., quarterly). Please refer to Section 3.10 of the Prospectus for further details of the investment limit of the Fund and its treatment on breach of investment limit.</p> <p>The Fund invests through a rules-based investment process into listed companies that are compliant with the principles of the UNGC, and Shariah-compliant according to the SAC and AAOIFI rulebooks. The Fund is not actively managed as it employs quantitative approach which will be rebalanced/traded monthly for the Malaysian and foreign securities of the Fund.</p> <p>The Fund will also invest in Islamic money market instruments and placement of Islamic deposits with Islamic financial institutions. The Manager will identify and select Islamic money market instruments and Islamic deposits based on the issuer's or the financial institution's ESG and UNGC scores. Please refer to "Section 3 - ESG Screening methodology" for more information on ESG and UNGC scores.</p> <p>The Manager may take temporary defensive positions that may be inconsistent with the Fund's principal strategy in attempting to respond to adverse market conditions to protect the Unit Holders' interest. During the temporary defensive position, the Fund may hold higher Islamic liquid asset or cash portion. However, the Manager will ensure that at least two-thirds (2/3) of the Fund's NAV remains invested in Shariah-compliant UNGC or ESG-compliant investments at all times.</p>

ESG Screening methodology

The Manager utilises the ESG and UNGC scores as received from ESG Book. ESG Book is a global leader in sustainability data making available more than 300 ESG data points per company for 50,000 companies worldwide, while also providing in depth analytics assessing corporate sustainability performance across different dimensions.

Through its sustainability framework, ESG Book provides 124 metrics related to the environment (e.g., air quality, carbon pricing, water withdrawal, energy efficiency, supplier environmental criteria, environmental investments), 130 metrics related to social (e.g., community relations, gender pay, diversity, employee turnover, human rights, injury rate, product withdrawal, low-priced products, customer data protection), and 84 metrics related to governance (e.g., board size, ESG materiality assessment, director remuneration, codes of conduct, corporate culture disclosure, anti-bribery/corruption training, and tax-related lawsuits). It also provides a comprehensive selection of emission metrics such as Scope 1, Scope 2 and Scope 3, as well as the fifteen Scope 3 categories and the Kyoto Protocol gas emissions. Kyoto Protocol gases refer to the six greenhouse gases (i.e. carbon dioxide, methane, nitrous oxide, hydrofluorocarbons, perfluorocarbons and sulphur hexafluoride) that were initially targeted for reduction under the Kyoto Protocol, an international treaty aimed at addressing climate change. These gases were identified because of their significant contribution to global warming and their long-lived nature in the atmosphere.

The Scope 1, 2 and 3 system has been developed by the Greenhouse Gas Protocol:

Scope 1	These are “direct” emissions – those that a company causes by operating the things that it owns or controls. These can be a result of running machinery to make products, driving vehicles, or just heating buildings and powering computers.
Scope 2	These are “indirect” emissions created by the production of the energy that an organization buys. Installing solar panels or sourcing renewable energy rather than using electricity generated using fossil fuels would cut a company’s Scope 2 emissions.
Scope 3	These are also indirect emissions – meaning those not produced by the company itself, but they differ from Scope 2 as Scope 3 covers those emissions produced by customers using the company’s products or those produced by suppliers making products that the company uses.

Scope 3 emissions encompass all indirect emissions that occur in a company’s value chain, excluding those covered in Scope 1 (direct emissions) and Scope 2 (energy indirect emissions). Given the vast range of activities and interactions a company might engage with outside its direct operations, these emissions are further broken down into fifteen categories to provide a comprehensive view and to help organizations prioritize areas for emission reduction. The fifteen categories are:

1. Purchased goods and services;
2. Capital goods;
3. Fuel- and energy-related activities (not included in Scope 1 or Scope 2);
4. Upstream transportation and distribution;
5. Waste generated in operations;
6. Business travel;
7. Employee commuting;
8. Upstream leased assets;
9. Downstream transportation and distribution;
10. Processing of sold products;
11. Use of sold products;
12. End-of-life treatment of sold products;
13. Downstream leased assets;
14. Franchises; and
15. Investments.

ESG Book’s ESG score is based on Sustainability Accounting Standards Board (“SASB”)’s financial materiality framework and measures how well companies are managed. The UNGC score provides a normative assessment of companies based on the four pillars of the UNGC (i.e. human rights, labour rights, environment and anti-corruption).

The ESG score is calculated in four steps:

- Data Collection: Company reported data is collected, validated and standardised.
- Data Processing: Additional metrics are calculated, and the metrics are transformed to a uniformal scale.
- Category Score Calculation: Metrics are mapped to the 26 categories of SASB and Category Scores are calculated.
- Materiality Scores Calculation: Weights are calibrated and applied to the Category Scores to generate Total, Dimension and Pillar scores.

	<p>The UNGC score is calculated in the following steps:</p> <p>ESG Book's UNGC scores provide a normative assessment of companies based on the four core principles of the UNGC: human rights, labour rights, the environment and anti-corruption. With more than 15,000 corporate signatories from over 160 countries, the Global Compact ("GC") is the world's largest corporate sustainability initiative. It calls on companies and stakeholders to conduct business responsibly and to pursue opportunities for the first time, with the potential to inspire more companies to take shared responsibility and join the GC in its commitments to achieve a sustainable and inclusive global economy.</p> <p><u>Category scores</u> The first step of computing the GC scores consists of mapping the relevant features into each of the four GC categories (see GC scores feature mapping below). A distinction is made between feature topics which are deemed to be "Core" to the UNGC principles, and those which are deemed to be less so, terms "Bonus" features. The former distinction takes precedence in the case of poor performance to avoid compensation. The category score is then calculated as a weighted average of the Core and Bonus features with the caveat that if a Core feature score drops below 50, its weighted contribution increases linearly. As alluded to above, this is to avoid compensation where companies can compensate for poor performance in important topics with exceptional performance in those topics less important to the GC principles.</p> <p>GC scores feature mapping:</p> <table border="1" data-bbox="474 665 1404 963"> <tr> <td>Human Rights</td> <td>Human Rights (Core), Labour Rights (Core), Occupational Health and Safety (Core), Employment Quality (Bonus), Diversity (Bonus), Product Quality and Safety (Core), Product Access (Bonus), Community Relations (Bonus).</td> </tr> <tr> <td>Labour Rights</td> <td>Labour Rights (Core), Occupational Health and Safety (Core), Diversity (Core), Compensation (Bonus), Training and Development (Bonus), Employment Quality (Bonus).</td> </tr> <tr> <td>Environment</td> <td>Emissions (Core), Waste (Core), Environmental Stewardship (Core), Environmental Management (Core), Resource Use (Core), Water (Core), Environmental Solutions (Core).</td> </tr> <tr> <td>Anti-Corruption</td> <td>Business Ethics (Core), Corporate Governance (Core), Transparency (Bonus).</td> </tr> </table> <p><u>Total score</u> In addition to the four GC category scores, ESG Book also computes an aggregate GC score using a non-compensatory aggregation approach that reflects the nature of the GC principles. Every GC category starts with a weight of 25% but gets more weight allocated as the score starts dropping below 50 (i.e., the neutral centre). As a result, a company cannot compensate for poor performance in one category with exceptional performance in another. As performance deteriorates for any of the GC categories, more weight gets shifted to that category, which will be driving the overall GC score.</p> <p>Both the four GC score category scores and the total GC score are scaled between 0 and 100, with higher scores indicating better performance. The Manager believe the GC score can be used to approximate reputational risk facing companies with lower scores correlating with a higher likelihood of a company losing its license to operate in the future (e.g., due to a major scandal or controversy).</p>				Human Rights	Human Rights (Core), Labour Rights (Core), Occupational Health and Safety (Core), Employment Quality (Bonus), Diversity (Bonus), Product Quality and Safety (Core), Product Access (Bonus), Community Relations (Bonus).	Labour Rights	Labour Rights (Core), Occupational Health and Safety (Core), Diversity (Core), Compensation (Bonus), Training and Development (Bonus), Employment Quality (Bonus).	Environment	Emissions (Core), Waste (Core), Environmental Stewardship (Core), Environmental Management (Core), Resource Use (Core), Water (Core), Environmental Solutions (Core).	Anti-Corruption	Business Ethics (Core), Corporate Governance (Core), Transparency (Bonus).
Human Rights	Human Rights (Core), Labour Rights (Core), Occupational Health and Safety (Core), Employment Quality (Bonus), Diversity (Bonus), Product Quality and Safety (Core), Product Access (Bonus), Community Relations (Bonus).											
Labour Rights	Labour Rights (Core), Occupational Health and Safety (Core), Diversity (Core), Compensation (Bonus), Training and Development (Bonus), Employment Quality (Bonus).											
Environment	Emissions (Core), Waste (Core), Environmental Stewardship (Core), Environmental Management (Core), Resource Use (Core), Water (Core), Environmental Solutions (Core).											
Anti-Corruption	Business Ethics (Core), Corporate Governance (Core), Transparency (Bonus).											
<b>Benchmark</b>	<p>70:30 ratio of FBM EMAS Shariah Index and FTSE Shariah All-World Index</p> <p>The rationale of the combined benchmark is to reflect the Fund's portfolio composition of which 70% of the portfolio is to be invested in Malaysia's companies and 30% in foreign companies. The information on the combined benchmark can be obtained from the Fund's semi-annual or annual report or BIMB Investment by contacting our toll-free number at 1-800-88-1196.</p> <p>Source: <a href="http://www.bursamalaysia.com">www.bursamalaysia.com</a> and <a href="https://www.ftserussell.com/products/indices/global-shariah">https://www.ftserussell.com/products/indices/global-shariah</a></p> <p>The above benchmark is only used as a reference for the purpose of investment performance comparison. The Fund is not managed against the benchmark. Please note that the risk profile of the Fund may be higher than the risk profile of the benchmark.</p> <p>Note: The performance benchmark of the Fund had changed from 70:30 ratio of FBM KLCI Index and MSCI All Countries World Index to 70:30 ratio of FBM EMAS Shariah Index and FTSE Shariah All-World Index effective as per the date of this Fund's First Supplemental Prospectus due to the discontinuance of MSCI index licensing.</p>											
<b>Distribution Policy</b>	Distribution of income (if any) is incidental.											
	<b>RM Class</b>	<b>USD Class</b>	<b>EUR Class</b>	<b>SGD Class</b>								
<b>Minimum Initial Investment*</b>	RM500	USD500	EUR500	SGD500								
<b>Minimum Additional Investment*</b>	RM250	USD250	EUR250	SGD250								
<b>Minimum Units Held*</b>	500 Units	500 Units	500 Units	500 Units								
<b>Minimum Unit Redeemed*</b>	500 Units	500 Units	500 Units	500 Units								

\* The Manager may waive or vary the minimum amount stipulated at its sole and absolute discretion.

**YOU SHOULD NOT MAKE PAYMENT IN CASH TO A UNIT TRUST CONSULTANT OR ISSUE A CHEQUE IN THE NAME OF A UNIT TRUST CONSULTANT**

#### 4. Who am I investing with?

<b>Manager</b>	BIMB Investment Management Berhad
<b>Corporate Profile of the Manager</b>	The Manager is a wholly owned subsidiary of Bank Islam Malaysia Berhad. The Manager, a licensed Islamic fund management company, was incorporated on 14 September 1993 and commenced its operations on 20 June 1994.
<b>Investment Adviser</b>	Arabesque Asset Management Ltd
<b>Trustee</b>	CIMB Islamic Trustee Berhad
<b>Trustee's Delegate (Custodian)</b>	CIMB Islamic Bank Berhad
<b>Tax Adviser</b>	KPMG Tax Services Sdn. Bhd.
<b>Shariah Adviser</b>	BIMB Securities Sdn Bhd

#### 5. What are the possible outcomes of my investment?

The investor may gain from the appreciation of unit price as a result of the increase in value of the underlying and/or accrual of profit earned.

However, investment involves risk. The value of the Fund and its distribution (if any) may rise or fall. These risk factors, among others, may cause you to lose part or all of your investment.

#### 6. What are the key risks associated with this product?

##### General risks of investing in the Fund

- **Market Risk** – Market risk refers to the possibility that an investment will lose value because of a general decline in financial markets, due to economic, political and/or other factors, which will result in a decline in the Fund's NAV.
- **Performance Risk** – The performance of the Fund depends on the financial instruments that the Fund invest. If the instruments do not perform within expectation or if there is a default, then the performance of the Fund will be impacted negatively. The performance of the Fund may also be impacted if the allocation of assets is not properly done. On that basis, there is never a guarantee that investing in the Fund will produce the desired investment returns.
- **Financing Risk** – This risk occurs when investors take a financing to finance their investment. The inherent risk of investing with financed money includes the inability for investors to service the financing payments. In the event Units are used as collateral, an investor may be required to top-up the collateral if the prices of Units fall below a certain level due to market conditions. Failing which, the units may be sold at a lower value towards settling the financing.
- **Manager's Risk** – This risk refers to the day-to-day management of the Fund by the Manager which will impact the performance of the Fund. For example, investment decisions undertaken by the Manager, as a result of an incorrect view of the market or any non-compliance with internal policies, investment mandate, the deed, relevant law or guidelines due to factors such as human error or weaknesses in operational process and systems, may adversely affect the performance of the Fund.
- **Shariah Non-Compliance Risk**– This risk refers to the risk that the Fund not conforming to Shariah guidelines. The Manager (as advised by the Shariah Adviser) would be responsible for ensuring that the Fund is managed and administered in accordance with Shariah guidelines.

Any Shariah non-compliant investment made by the Fund due to error of the administration shall be disposed of or withdrawn with immediate effect, if possible, or otherwise within one (1) calendar month of knowing the status of the investment. Any gain resulting from the said disposal shall be channelled to *baitulmal* and/or charitable bodies as advised by the Shariah Adviser whilst any loss is to be borne by the Manager.

- **Operational risk** – This risk refers to the possibility of monetary loss or inconvenience due to the breakdown of the Manager's internal control and policies. Possibly due to human error, system failure or fraud among Manager's employees. The Manager will regularly review its internal policies, systems capabilities and maintain strict segregation of duties in mitigating these risks.

##### Specific risks associated with investing of the Fund.

- **Stock Specific Risk** – Prices of a particular stock may fluctuate in response to the circumstances affecting individual companies such as adverse financial performance, news of a possible merger or loss of key personnel of a company. Any adverse price movements of such stock will adversely affect the Fund's NAV.
- **Liquidity Risk** – Liquidity risk refers to the ease of liquidating an asset depending on the asset's volume traded in the market. If the Fund holds assets that are illiquid, or are difficult to dispose of, the value of the Fund will be negatively affected when it has to sell such assets at unfavorable prices.
- **Country Risk** – Investments of the Fund in any countries may be affected by changes in the country's economic, social and political stability, restriction on currency repatriation or other developments in the law or regulations of the countries in

which the Fund invests in. For example, the deteriorating economic condition of such countries may adversely affect the value of the investments undertaken by the Fund in those affected countries. This in turn may cause the NAV of the Fund or prices of Units to fall.

- **Currency Risk** – As the investments of the Fund may be invested up to 30% in foreign stocks and denominated in currencies other than the Base Currency, any fluctuation in the exchange rate between the Base Currency and the currencies in which the investments are denominated may have an impact on the value of these investments. Investors should be aware that if the currencies in which the investments are denominated depreciate against the Base Currency, this will have an adverse effect on the NAV of the Fund in the Base Currency and vice versa. Investors should note that any gains or losses arising from the fluctuation in the exchange rate may further increase or decrease the returns of the investment.
  - i. Currency risk at the Fund's portfolio level - The impact of the exchange rate movement between the Base Currency and the currency of the underlying investments may result in a depreciation of the value of the investments as expressed in the base currency of the Fund; and
  - ii. Currency risk at the class level - The impact of the exchange rate movement between the Base Currency and the currency of the respective classes may result in a depreciation of the investor's holdings as expressed in the Base Currency.
- **Political Risk** – Political instability that arises from disruption of economic activity and social unrest may directly or indirectly impact the Fund's investment in a particular country. A change in government or government policies with regards to its capital market regulations may affect a Fund's financial position, possibly causing a Fund to liquidate its position at a less ideal price or below investment cost. Government policies may not have the same approach in perpetuity.
- **Regulatory Risk** – The Fund's investments are exposed to laws and regulations in the respective countries they invested in. Regulatory changes in these countries may pose a risk to the Fund as it may materially impact the Fund's investments. The Manager will continuously keep abreast with the regulatory developments in each respective country in mitigating such risk.
- **Tactical Asset Allocation Risk** – The Fund may execute a tactical asset allocation strategy by shifting asset classes in between equity and cash depending on the prevailing market conditions. The Manager's investment decision may adversely affect the Fund's performance given the assessment of the Manager are not in-line with the respective market performance.
- **Warrant Risk** – The Fund may hold warrants derived from corporate action and the value of warrants is influenced by the current market price of the underlying security, the exercise price of the warrant, the time to expiration of the warrant and the estimate of the future volatility of the underlying securities price over the life of the warrant. Particularly, risk factor related to warrants encompasses value decay over time as the warrant approaches its due date especially in the event that the warrants are held and not exercised.
- **Sustainability Risk** – Sustainability risk means an environmental, social or governance event or condition that, if it occurs, could cause an actual or a potential material negative impact on the value of the investment and potentially a total loss of its value and therefore an impact on the net asset value of the Fund. The Fund Manager's objective is making sustainable investments and/or have environmental and/or social characteristics, which can be achieved by applying sustainability criteria to the selection of investments.

The Manager will evaluate the Fund's investments on a bi-monthly basis to determine whether the Fund's investments are consistent with UNGC principles and ESG factors. If the Fund's investments become inconsistent with UNGC principles and ESG factors, the Manager shall dispose of the investments if the value of the investments held exceeds or is equal to the original investment cost (which may include transaction cost).

On the other hand, the Fund is allowed to hold the investments if the value of the investments is below the original investment cost. It is also permissible for the Fund to retain the profit received during the holding period until such time the market value of the investments is equal to the original investment cost.

- **SRI Investment Risk** – This is the risk that the Manager may not correctly apply the relevant criteria resulting out of the ESG analysis or that the Fund may have indirect exposure to investments which do not meet the relevant criteria (based on UNGC principles and ESG factors). This may result in potential losses to the Fund in the event that such investments are disposed at unfavourable prices due to violation of the investment policy and strategies of the UNGC principles and ESG factors. If the Fund's investments become inconsistent with its investment policy and strategies of UNGC principles and ESG factors, the Manager shall deal with the investment(s) in accordance with Section 3.4 of the Prospectus.
- **Shariah Status Reclassification Risk** – This risk refers to the risk of a possibility that the currently held Shariah-compliant equities or Islamic deposits or Islamic money market instruments invested by the Fund may be reclassified or declared as Shariah non-compliant by the relevant authority or the Shariah Adviser. If this occurs, the Manager will take the necessary steps to dispose of or withdraw such investments. There may be opportunity loss to the Fund due to the Fund not being allowed to retain the excess capital gains derived from the disposal of the said investments.

**IT IS IMPORTANT TO NOTE THAT EVENTS AFFECTING THE INVESTMENTS CANNOT ALWAYS BE FORESEEN. THEREFORE, IT IS NOT ALWAYS POSSIBLE TO PROTECT INVESTMENTS AGAINST ALL RISKS. THE VARIOUS ASSET CLASSES GENERALLY EXHIBIT DIFFERENT LEVELS OF RISK. THE INVESTMENT OF THE FUND CARRIES RISKS AND INVESTORS ARE RECOMMENDED TO READ THE WHOLE PROSPECTUS TO ASSESS THE RISKS OF THE FUND.**

**INVESTORS ARE REMINDED THAT THE ABOVE LIST OF RISKS MAY NOT BE EXHAUSTIVE AND IF NECESSARY, THEY SHOULD CONSULT THEIR ADVISER(S), E.G. THEIR BANKERS, LAWYERS, STOCKBROKERS FOR A BETTER UNDERSTANDING OF THE RISKS.**



**7. What are the fees and charges involved?**

There are charges and fees involved and investors are advised to consider the charges and fees before investing in the Fund.

**Charges directly incurred**

Name of Class	Class RM	Class USD	Class EUR	Class SGD				
<b>Sales Charge</b>	Up to 5.50% of the NAV per Unit of the Fund. <i>The sales charge is applicable to all Classes of Units. Investors may negotiate for a lower Sales Charge at the Manager's discretion.</i>							
<b>Redemption Charge</b>	The Manager will <b>NOT</b> impose any redemption charge on any redemption.							
<b>Transfer Fee</b>	RM10.00 per transfer.							
<b>Switching Fee</b>	A switching fee may be imposed by the Manager as follows:-							
	<table border="1"> <tr> <td>a. 1<sup>st</sup> Time</td> <td>Nil</td> </tr> <tr> <td>b. 2<sup>nd</sup> Time onwards</td> <td>RM 25 per transaction</td> </tr> </table>		a. 1 <sup>st</sup> Time	Nil	b. 2 <sup>nd</sup> Time onwards	RM 25 per transaction		
a. 1 <sup>st</sup> Time	Nil							
b. 2 <sup>nd</sup> Time onwards	RM 25 per transaction							
	Switching is available within the same currency denomination of the funds managed by the Manager. Cross currency switching is prohibited.							

**Fees indirectly incurred**

<b>Annual Management Fee</b>	Up to 1.50% per annum of the NAV of the Fund.
<b>Annual Trustee Fee</b>	Up to 0.05% per annum of the NAV of the Fund.

**Note:** Please refer to the Prospectus for further explanation and illustration on the Fund's fees, charges and expenses.

**THE ABOVE FEES AND CHARGES ARE SUBJECT TO ANY APPLICABLE TAXES AND/OR DUTIES AS MAY BE IMPOSED BY THE GOVERNMENT OR OTHER AUTHORITIES FROM TIME TO TIME.**

**8. How often are valuations available?**

Valuation of the Fund is carried out at the end of each Business Day ("T" Day). As Forward Pricing method is used for this Fund, any request received on or before 4.00p.m. (Malaysia time) on any Business Day, will be processed based on the NAV per Unit at the end of that Business Day which will be computed on T+1.

For any request received after 4.00p.m. (Malaysia time) on any Business Day, the request will be processed based on the NAV per Unit at the end of the next business day which will be computed on T+2.

All foreign assets will be translated into the Base Currency and any currency translation involved for NAV computation will be based on bid foreign exchange rate quoted by Bloomberg/Reuters at 4.00 p.m. (United Kingdom time) which is equivalent to 11.00 p.m. or 12.00 a.m. midnight (Malaysia time) on the same day, or such time stipulated in the investment management standards issued by FIMM.

Unit Holders will be able to obtain information pertaining to the Fund from BIMB Investment's website on <https://www.bimbinvestment.com.my>.

**9. How can I exit from this investment and what are the risks and costs involved?**

- Unit Holders may redeem their investments in the Fund on any Business Day by completing the redemption form or such other manners as we may accept and returning it to us on any Business Day. The redemption form is available at our head office and also offices of the authorized distributors. Investors who invest via our BEST Invest App may redeem their investments in the Fund via our BEST Invest App.

Redemption request must reach the Manager before the cut-off time of 4.00 p.m. on any Business Day (or "T" Day). The Manager will process the redemption request based on the NAV per Unit of the Fund for that Business Day. Any redemption request received by the Manager at or after 4.00 p.m., the Manager will process the redemption request based on the NAV per Unit computed on the immediate following Business Day.

The amount of redemption will be paid within seven (7) Business Days from the day the Manager received the repurchase request and the Trustee's obligation is discharged once it has paid the amount to the Manager.

- A cooling-off period of six (6) Business Days is accorded to an investor who is investing with BIMB Investment for the first time other than Staff of the Manager and Persons registered with a body approved by the SC to deal in unit trusts. During the Cooling-off Period, the investor, upon changing his/her mind about the unit trust investment that he/she has made, may proceed to exercise his/her Cooling-off Right by submitting a cooling-off request to BIMB Investment, at the nearest Bank Islam branches or from our authorized IUTAs.

The Manager shall refund to Unit Holder within seven (7) Business Days from the date of receipt of the cooling-off application from the Unit Holder is received by the Manager. The money invested will be refunded to Unit Holder subject to the condition as set out in the Prospectus of the Fund.

For purchase/redemption transaction made with IUTAs, the transaction is subject to the terms and conditions of the respective IUTAs.

## FUND PERFORMANCES

### Total return and average total return for the financial year ended 31 May 2024

RM Class				
	The Fund		Benchmark	
	Total Return (%)	Average Total Return (%)	Total Return (%)	Average Total Return (%)
1-Year	14.24	14.24	19.54	19.54
3-Year	-9.50	-3.17	11.07	3.69
5-Year	14.82	2.96	21.59	4.32
Since Inception	9.72	1.34	21.94	3.03

USD Class				
	The Fund		Benchmark	
	Total Return (%)	Average Total Return (%)	Total Return (%)	Average Total Return (%)
1-Year	11.99	11.99	18.87	18.87
3-Year	-20.75	-6.92	6.83	2.28
5-Year	2.02	0.40	17.55	3.51
Since Inception	3.12	0.43	20.17	2.78

SGD Class				
	The Fund		Benchmark	
	Total Return (%)	Average Total Return (%)	Total Return (%)	Average Total Return (%)
1-Year	12.00	12.00	18.68	18.68
3-Year	-18.93	-6.31	7.43	2.48
5-Year	0.56	0.11	16.69	3.34
Since Inception	-0.32	-0.04	18.16	2.50

EUR Class				
	The Fund		Benchmark	
	Total Return (%)	Average Total Return (%)	Total Return (%)	Average Total Return (%)
1-Year	10.36	10.36	18.05	18.05
3-Year	-10.64	-3.55	10.62	3.54
5-Year	5.05	1.01	18.47	3.69
Since Inception	1.44	0.20	19.30	2.66

### Annual Total Return for the Previous Financial Years

RM Class		
Financial Year	Fund Return (%)	Benchmark Return (%)
31 May 2024	14.24	19.54
31 May 2023	-5.21	-6.47
31 May 2022	-16.43	-0.66
31 May 2021	20.18	15.16
31 May 2020	5.57	-4.95
31 May 2019	-4.02	-2.33

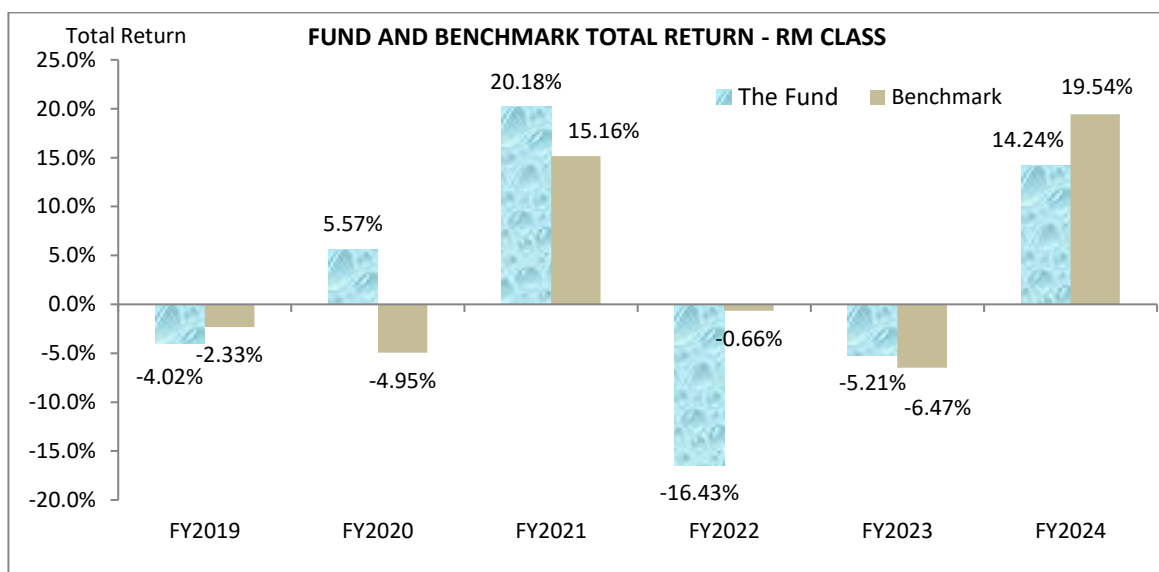


USD Class		
Financial Year	Fund Return (%)	Benchmark Return (%)
31 May 2024	11.99	18.87
31 May 2023	-10.04	-7.90
31 May 2022	-21.33	-2.42
31 May 2021	26.82	17.06
31 May 2020	1.50	-6.01
31 May 2019	-8.61	-3.77

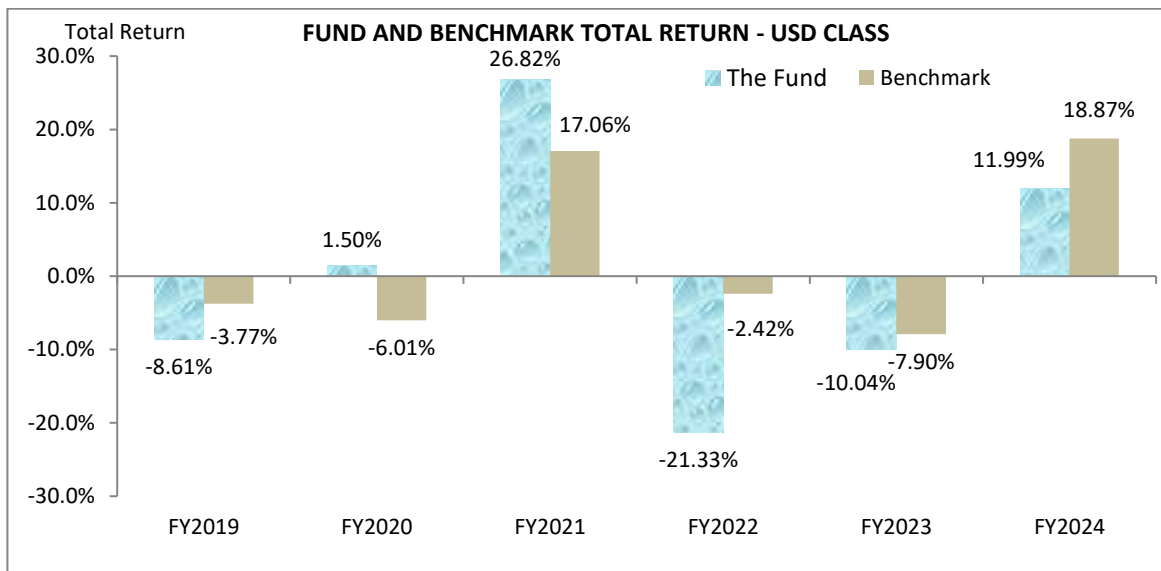
SGD Class		
Financial Year	Fund Return (%)	Benchmark Return (%)
31 May 2024	12.00	18.68
31 May 2023	-11.28	-8.22
31 May 2022	-18.41	-1.38
31 May 2021	18.73	14.67
31 May 2020	4.48	-5.27
31 May 2019	-6.24	-3.02

EUR Class		
Financial Year	Fund Return (%)	Benchmark Return (%)
31 May 2024	10.36	18.05
31 May 2023	-9.71	-7.64
31 May 2022	-10.32	1.46
31 May 2021	15.23	13.72
31 May 2020	2.03	-5.83
31 May 2019	-4.36	-2.45

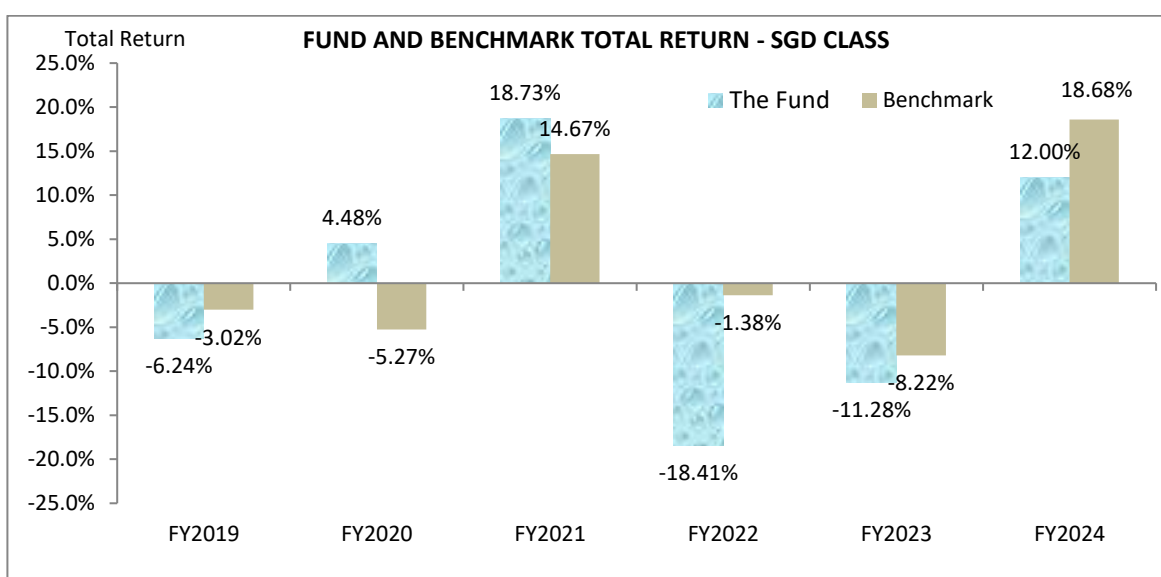
Figure 1: Movement of the Fund versus the Benchmark



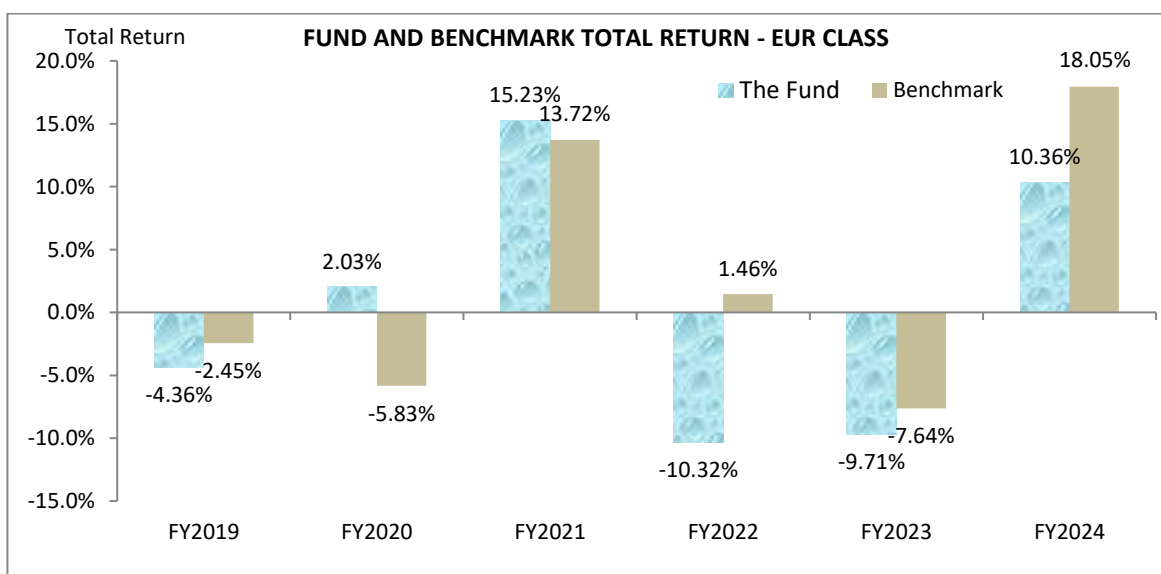
The Fund posted a return of 14.24% for the financial year ended 31 May 2024 while its benchmark registered a return of 19.54%.



The Fund posted a return of 11.99% for the financial year ended 31 May 2024 while its benchmark registered a return of 18.87%.



The Fund posted a return of 12.00% for the financial year ended 31 May 2024 while its benchmark registered a return of 18.68%.



The Fund posted a return of 10.36% for the financial year ended 31 May 2024 while its benchmark registered a return of 18.05%.

Data Source : BIMB Investment Management Berhad  
 Data verified by : Novagni Analytics & Advisory Sdn. Bhd.  
 Benchmark : 70:30 FBM EMAS Shariah Index & FTSE Shariah All-World Index

**Notes:**

1. **Total Return** of the Fund has been verified by Novagni Analytics & Advisory Sdn. Bhd. (363145-W)
2. **Average Total Return** is derived by this formula:

$$\frac{\text{Total Return}}{\text{Number of Years under Review}}$$

The calculation of average total returns was based on methods obtained from Refinitiv Lipper.

*Unit prices and return on investment may fluctuate, hence, past performance shall not be an indicator of future performance.*

**Portfolio Turnover Ratio (“PTR”)**

For the Year Ended 31 May	2024	2023	2022
BIMB-Arabesque Malaysia Shariah-ESG Equity Fund (times)	1.58	1.18	1.44

PTR for the financial year ended 31 May 2024 was higher than the previous year due to an active management strategy and regular rebalancing throughout the period.

The PTR is calculated as follows:-

$$\text{PTR} = \frac{[\text{Total acquisition of the Fund for the year} + \text{Total disposal of the Fund for the year}] / 2}{\text{Average net asset value of the Fund for the year calculated on a daily basis}}$$

**PAST PERFORMANCE OF THE FUND IS NOT AN INDICATION OF ITS FUTURE PERFORMANCE.**

**CONTACT INFORMATION**

**10. Who should I contact for further information or to lodge a complaint?**

**1. You may contact us at the following address:**

**i. BIMB Investment Management Berhad**

Level 19, Menara Bank Islam,  
 No. 22, Jalan Perak,  
 50450 Kuala Lumpur.  
 Tel : 03-2161 2524 / 03-2161 2924  
 Fax : 03-2161 2464  
 Email : [marketing.bimbinvest@bankislam.com.my](mailto:marketing.bimbinvest@bankislam.com.my)  
 Web : <https://www.bimbinvestment.com.my>  
 Toll-Free : 1800-88-1196

**ii. Bank Islam Branches**

Please refer to Bank Islam Malaysia Berhad’s website at [www.bankislam.com.my](http://www.bankislam.com.my) for the list of its branches nationwide.

**2. For internal dispute resolution, you may contact,**

**BIMB Investment Management Berhad**

19th Floor, Menara Bank Islam,  
 No.22 Jalan Perak,  
 50450 Kuala Lumpur.  
 Toll-Free: 1800-88-1196

**3. If you are dissatisfied with the outcome of the internal dispute resolution process, please refer your dispute to the Securities Industries Dispute Resolution Center (SIDREC):**

Tel : 03-2282 2280  
 Fax : 03-2282-3855  
 Email : [info@sidrec.com.my](mailto:info@sidrec.com.my)  
 Letter : Securities Industry Dispute Resolution Center (SIDREC)  
 Unit A-9-1, Level 9, Tower A,  
 Menara UOA Bangsar,  
 No. 5, Jalan Bangsar Utama 1,  
 59000 Kuala Lumpur.

4. You can also direct your complaint to the SC even if you have initiated a dispute resolution process with SIDREC. To make a complaint, please contact the SC's Consumer & Investor Office:

Tel : 03-6204 8999  
 Fax : 03-6204 8991  
 Email : [aduan@seccom.com.my](mailto:aduan@seccom.com.my)  
 Online form : [www.sc.com.my](http://www.sc.com.my)  
 Letter : Consumer & Investor Office  
 Securities Commission Malaysia,  
 No 3 Persiaran Bukit Kiara,  
 Bukit Kiara,  
 50490 Kuala Lumpur.

5. Federation of Investment Managers Malaysia (FIMM)'s Complaints Bureau:

Tel : 03-2092 3800  
 Fax : 03-2093 2700  
 Email : [complaints@fimm.com.my](mailto:complaints@fimm.com.my)  
 Online form : [www.fimm.com.my](http://www.fimm.com.my)  
 Letter : Legal, Secretarial & Regulatory Affairs  
 Federation of Investment Managers Malaysia  
 19-06-1, 6th Floor, Wisma Tune,  
 No. 19, Lorong Dungun, Damansara Heights,  
 50490 Kuala Lumpur.

APPENDIX: GLOSSARY	
<b>"AAOIFI"</b>	Accounting and Auditing Organization for Islamic Financial Institutions
<b>"baitulmal"</b>	Refers to the treasury of a State Islamic Religious Council.
<b>"BEST Invest App"</b>	BIMB Investment Electronic Shariah-Investing Tool, a non-automated, discretionary robo-intelligence unit trust online investing platform approved by the SC and fully managed by BIMB Investment.
<b>"Business Day"</b>	A day on which Bursa Malaysia is open for trading in securities. The Manager may declare certain Business Days as non-Business Days when deemed necessary, such as in the event of market disruption.
<b>"Class(es) of Units"</b>	<p>Any class of Units representing similar interests in the assets of the Fund although a class of Units of the Fund may have different features from another class of Units of the same Fund and "Class" means any one class of Unit(s).</p> <p>Classes that will be offered for subscription by the Fund are as follows:</p> <ul style="list-style-type: none"> <li>• RM Class</li> <li>• USD Class</li> <li>• EUR Class</li> <li>• SGD Class</li> </ul>
<b>"ESG"</b>	Environmental, Social and Governance
<b>"Medium to long term"</b>	Refers to 3 years or more.
<b>"Net Asset Value" or "NAV"</b>	The NAV of the Fund is the value of all Fund's assets minus its liabilities, at the valuation point. Where the Fund has more than one class of Units, there shall be a NAV of the Fund attributable to each Class of Units.
<b>"Prospectus"</b>	Means the prospectus of the Fund and includes any supplementary or replacement prospectus, as the case may be.
<b>"SC"</b>	Securities Commission Malaysia
<b>"SAC"</b>	The Shariah Advisory Council.
<b>"UNGC"</b>	United Nation Global Compact.
<b>"Unit" or "Units"</b>	An undivided share in the beneficial interest and/or right in the Fund and a measurement of the interest and/or right of a Unit Holder in the Fund and means a unit issued for each Class of Units.
<b>"Unit Holder(s)"</b>	The person(s) registered as holder(s) of a unit or units of the Fund including person(s) jointly registered and whose name appears in the register of Unit Holders.

THE REMAINDER OF THIS PAGE IS INTENTIONALLY LEFT BLANK