

**INVESTMENT OBJECTIVE**

The Fund seeks to provide a regular\* stream of income by investing in short-term Sukuk, Islamic money market instruments and placement in short-term Islamic deposits.

\*Note: The Fund shall distribute income (if any) on a monthly basis.

Any material changes to the Fund's investment objective would require Unit Holders' approval.

**FUND INFORMATION**

<b>Fund Type</b>	Income	
<b>Risk Profile</b>	Low	
<b>Financial Year End</b>	31 August	
<b>Benchmark</b>	1-month TDT-i of Bank Islam Malaysia Berhad	
<b>Launch Date</b>	27 December 2001	
<b>Current Fund Size</b>	<b>NAV(RM)</b>	<b>4,211,109.31</b>
	<b>Units</b>	<b>7,897,503.53</b>

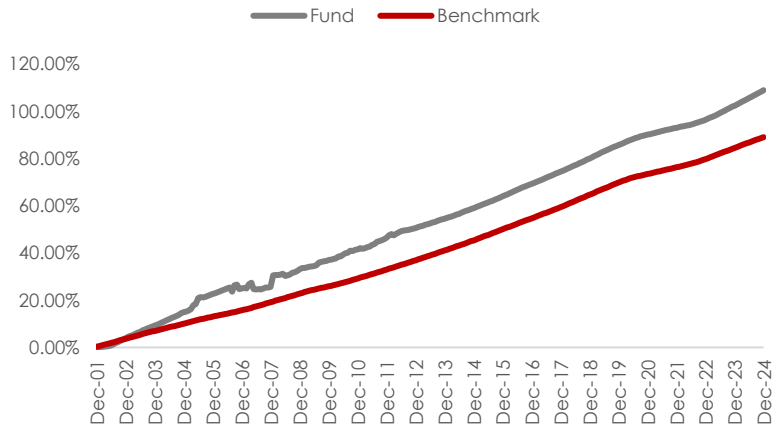
**FEES & CHARGES**

<b>Sales Charge</b>	NIL
<b>Annual Management Fee</b>	0.50% per annum of the NAV of the Fund
<b>Annual Trustee Fee</b>	0.02% per annum of the NAV of the Fund, subject to a minimum of RM18,000

**TRANSACTION & DISTRIBUTION**

<b>Minimum Initial Investment</b>	RM 1,000.00
<b>Minimum Additional Investment</b>	RM 100.00
<b>Distribution Policy</b>	The Fund shall distribute income* (if any) on a monthly basis.  *For R-Class, the amount of distribution declared will automatically be reinvested. For I-Class, the amount of distribution declared after deducting the withholding tax will automatically be reinvested. Hence, Unit Holders will receive additional Units from the reinvestment of income distribution.

**FUND PERFORMANCE**



Source: BIMB Investment, data as of 31 December 2024

**CUMULATIVE PERFORMANCE (%)**

	YTD	1M	3M	6M	9M	1Y	3Y	5Y	10Y	SI*
<b>Fund</b>	3.23	0.28	0.83	1.64	2.43	3.23	8.22	12.50	31.40	108.94
<b>Benchmark</b>	2.47	0.19	0.58	1.18	1.82	2.47	7.23	11.32	30.06	89.04

\*Since Inception

**HISTORICAL PERFORMANCE (%)**

	Monthly (2024/25)	Jul	Aug	Sept	Oct	Nov	Dec
<b>Fund</b>		0.28	0.25	0.27	0.27	0.28	0.28
<b>Benchmark</b>		0.20	0.20	0.20	0.20	0.19	0.19

**INCOME DISTRIBUTIONS**

	Monthly (2024/25)	Jul	Aug	Sep	Oct	Nov	Dec
<b>Net Distribution (Sen/Unit)</b>		0.015	0.014	0.015	0.011	0.008	0.02
<b>Net Distribution Yield (%)</b>		0.03	0.03	0.03	0.02	0.02	0.04

Note: Performance figures are based on NAV per unit and the Fund's total return has been verified by Novagni Analytics and Advisory Sdn. Bhd.

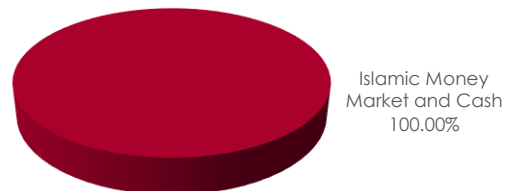
**TOP 5 HOLDINGS**

NAME OF FINANCIAL INSTITUTION	NAV (%)
MBSB Bank Berhad	19.44
Bank Islam Malaysia Berhad	17.74
Kuwait Finance House	15.74
Public Islamic Bank	14.40
CIMB Islamic Bank Berhad	14.09

**TOP SECTORS**

NAME OF INSTRUMENT	NAV (%)
Islamic Money Market and Cash	100

**ASSET ALLOCATION**



## FUND MANAGER'S REVIEW, OUTLOOK AND STRATEGY

In a widely anticipated move, the U.S. Federal Reserve (Fed) cut the Fed Funds Rate (FFR) by 25 basis points (bps) to a target range of 4.25%-4.5%. Nonetheless, in terms of the forward guidance, the Fed indicated that it probably would only reduce the rate by additional 50bps in 2025 as compared to 100bps indicated in their September's dot plot. The change in outlook came as inflation remains above the 2% target while labor market and economic outlooks remain positive. The Fed lowered its expected unemployment rate for 2024 to 4.2%, while headline and core inflation gauge were pushed higher to respective estimates of 2.4% and 2.8%, slightly higher than the September estimate.

On local front, Malaysia's inflation increased 1.8% in November year-on-year, slower than expected and lower than the 1.9% increase in October. November's disinflation was driven by a slower increase in the main groups of health and transport while inflation for food & beverages increased at a higher rate of 2.6% as compared to 2.3% in October.

Global bond yields broadly moved higher in December after the Fed's decision. The 10-year U.S. Treasury yields rose 40bps on the month to close at 4.57%. Local bonds fared much better in December as government bond yields only rose up to 3bps. The 10-year Malaysian Government Securities (MGS) yield closed that year at 3.81%, 8bps higher as compared to 2023's closing level.

We expect major central banks to continue cutting interest rates over the next 12 months although Bank Negara Malaysia is expected to keep the Overnight Policy Rate steady in the near term.

### Note:

Based on the Fund's portfolio returns as at **10 January 2025**, the Volatility Factor (VF) for this Fund is **0.2** and is classified as "**Very Low**". The VF means there is a possibility for the Fund in generating an upside return or downside return around this VF. The Volatility Class (VC) is assigned by Lipper based on quintile ranks of VF for qualified Funds. VF is subject to monthly revision and VC will be revised every six months. The Fund's portfolio may have changed since this date and there is no guarantee that the Fund will continue to have the same VF or VC in the future. Presently, only Funds launched in the market for at least 36 months will display the VF and its VC.

Lipper Ratings for Total Return reflect fund historic total return performance relative to peers. Lipper Ratings for Consistent Return reflect fund historical risk-adjusted returns relative to peers. Lipper Ratings for Preservation are relative, rather than absolute.

### IMPORTANT INFORMATION:

- Investors are advised to read and understand the contents of the Master Prospectus dated 20 May 2020, its First Supplemental Master Prospectus dated 18 April 2022 and Second Supplemental Master Prospectus dated 28 September 2023 and the Fund's Product Highlight Sheet (PHS) before investing, which have been registered with the Securities Commission Malaysia (SC) who takes no responsibility for its contents. A copy of the Master Prospectus and PHS can be obtained from the Head Office of BIMB Investment Management Berhad or at [www.bimbinvestment.com.my](http://www.bimbinvestment.com.my). PHS is available and that investors have the right to request for PHS. The PHS and any other product disclosure document should be read and understood before making any investment decision. The SC's approval or authorization, or the registration of the Master Prospectus should not be taken to indicate that the SC has recommended the Fund.
- There are fees and charges involved and investors are advised to compare and consider the fees, charges and costs involved before investing in the Fund. Investments in the Fund are exposed to risk, please refer to the Prospectus or its supplemental and PHS for detailed information. Investors are advised to consider the risks in the Fund and should make their own risk assessment and seek professional advice, where necessary, prior to investing. Investors should also note that the price of units and distribution payables, if any, may fluctuate, and past performance of the Fund should not be taken as indicative of its future performance.
- Investors are also advised that, where a unit split/distribution is declared, the NAV per unit will be reduced from pre-unit split NAV/cum-distribution NAV to post-unit split NAV/ex-distribution NAV. Where a unit split is declared, the value of their investment in Malaysian Ringgit will remain unchanged after the distribution of the additional units.
- Any issue of units to which the Prospectus or its supplemental, and PHS relates will only be made upon receipt of the completed application form referred to in and accompanying the Prospectus or its supplemental and PHS, subject to the terms and conditions therein.
- This Fund Fact Sheet is prepared for information purposes only. It does not have regard to the specific investment objectives, or the financial situation needs of any specific person who may receive it. Neither the information nor any opinions expressed constitute an offer, or an invitation to make an offer to buy or sell any securities or unit trust. The information contained herein has been obtained from sources believed in good faith to be reliable, however, no guarantee is given in its accuracy or completeness. All opinions in respect of market review, Fund review and outlook constitute the Manager's judgments as of the date of the issuance of this fact sheet and are subject to change without notice. Past performance is not necessarily a guide for future performance and income distributions are not guaranteed. Returns may vary from year to year. The ranking provided should not be solely relied upon and investors should also note that the ranking is likely to change. This Fund Fact Sheet has not been reviewed by the SC.

**INVESTMENT OBJECTIVE**

The Fund seeks to provide a regular\* stream of income by investing in short-term Sukuk, Islamic money market instruments and placement in short-term Islamic deposits.

*\*Note: The Fund shall distribute income (if any) on a monthly basis. Any material changes to the Fund's investment objective would require Unit Holders' approval.*

**FUND INFORMATION**

<b>Fund Type</b>	Income	
<b>Risk Profile</b>	Low	
<b>Financial Year End</b>	31 August	
<b>Benchmark</b>	1-month TDT-i of Bank Islam Malaysia Berhad	
<b>Launch Date</b>	18 April 2022	
<b>Current Fund Size</b>	<b>NAV (RM)</b>	<b>229,070,561.91</b>
	<b>Units</b>	<b>424,902,089.76</b>

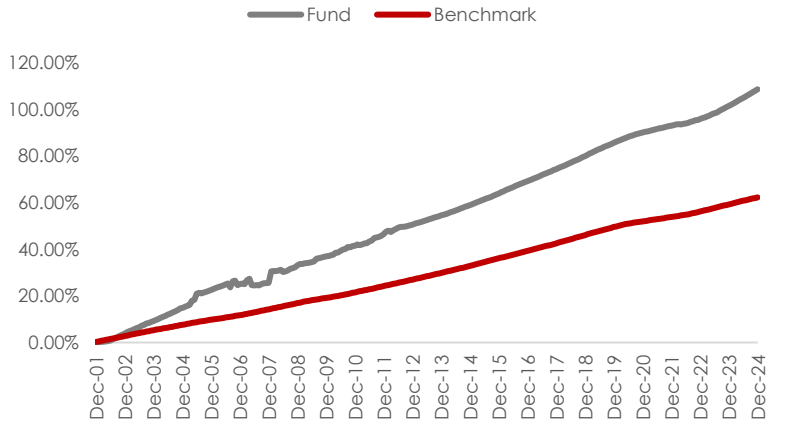
**FEES & CHARGES**

<b>Sales Charge</b>	NIL
<b>Annual Management Fee</b>	0.10% per annum of the NAV of the Fund
<b>Annual Trustee Fee</b>	0.02% per annum of the NAV of the Fund, subject to a minimum of RM18,000

**TRANSACTION & DISTRIBUTION**

<b>Minimum Initial Investment</b>	RM 50,000.00
<b>Minimum Additional Investment</b>	RM 25,000.00
<b>Distribution Policy</b>	<p>The Fund shall distribute income* (if any) on a monthly basis.</p> <p><i>*For R-Class, the amount of distribution declared will automatically be reinvested. For I-Class, the amount of distribution declared after deducting the withholding tax will automatically be reinvested. Hence, Unit Holders will receive additional Units from the reinvestment of income distribution</i></p>

**FUND PERFORMANCE**



**CUMULATIVE PERFORMANCE (%)**

	YTD	1M	3M	6M	9M	1Y	3Y	5Y	10Y	SI*
<b>Fund</b>	3.57	0.31	0.92	1.82	2.70	3.57	8.09	12.37	31.24	108.69
<b>Benchmark*</b>	1.87	0.14	0.44	0.90	1.38	1.87	5.45	8.49	22.12	62.27

\*Since Inception

**HISTORICAL PERFORMANCE (%)**

	Monthly (2024/25)	Jul	Aug	Sep	Oct	Nov	Dec
<b>Fund</b>		0.30	0.28	0.30	0.30	0.31	0.31
<b>Benchmark</b>		0.15	0.15	0.15	0.15	0.14	0.14

**INCOME DISTRIBUTIONS**

	Monthly (2024/25)	Jul	Aug	Sep	Oct	Nov	Dec
<b>Net Distribution (Sen/Unit)</b>		0.011	0.011	0.011	0.008	0.006	0.015
<b>Net Distribution Yield (%)</b>		0.03	0.03	0.03	0.02	0.01	0.04

*Note: Performance figures are based on NAV per unit and the Fund's total return has been verified by Novagni Analytics and Advisory Sdn. Bhd. \*Benchmark return is after 24% corporate tax rate.*

**TOP 5 HOLDINGS**

NAME OF FINANCIAL INSTITUTION	NAV (%)
MBSB Bank Berhad	19.44
Bank Islam Malaysia Berhad	17.74
Kuwait Finance House	15.74
Public Islamic Bank	14.40
CIMB Islamic Bank Berhad	14.09

**TOP SECTORS**

NAME OF INSTRUMENT	NAV (%)
Islamic Money Market And Cash	100

**ASSET ALLOCATION**



## FUND MANAGER'S REVIEW, OUTLOOK AND STRATEGY

In a widely anticipated move, the U.S. Federal Reserve (Fed) cut the Fed Funds Rate (FFR) by 25 basis points (bps) to a target range of 4.25%-4.5%. Nonetheless, in terms of the forward guidance, the Fed indicated that it probably would only reduce the rate by additional 50bps in 2025 as compared to 100bps indicated in their September's dot plot. The change in outlook came as inflation remains above the 2% target while labor market and economic outlooks remain positive. The Fed lowered its expected unemployment rate for 2024 to 4.2%, while headline and core inflation gauge were pushed higher to respective estimates of 2.4% and 2.8%, slightly higher than the September estimate.

On local front, Malaysia's inflation increased 1.8% in November year-on-year, slower than expected and lower than the 1.9% increase in October. November's disinflation was driven by a slower increase in the main groups of health and transport while inflation for food & beverages increased at a higher rate of 2.6% as compared to 2.3% in October.

Global bond yields broadly moved higher in December after the Fed's decision. The 10-year U.S. Treasury yields rose 40bps on the month to close at 4.57%. Local bonds fared much better in December as government bond yields only rose up to 3bps. The 10-year Malaysian Government Securities (MGS) yield closed that year at 3.81%, 8bps higher as compared to 2023's closing level.

We expect major central banks to continue cutting interest rates over the next 12 months although Bank Negara Malaysia is expected to keep the Overnight Policy Rate steady in the near term.

### IMPORTANT INFORMATION:

- 1) Investors are advised to read and understand the contents of the Master Prospectus dated 20 May 2020, its First Supplemental Master Prospectus dated 18 April 2022 and Second Supplemental Master Prospectus dated 28 September 2023 and the Fund's Product Highlight Sheet (PHS) before investing, which have been registered with the Securities Commission Malaysia (SC) who takes no responsibility for its contents. A copy of the Master Prospectus and PHS can be obtained from the Head Office of BIMB Investment Management Berhad or at [www.bimbinvestment.com.my](http://www.bimbinvestment.com.my). PHS is available and that investors have the right to request for PHS. The PHS and any other product disclosure document should be read and understood before making any investment decision. The SC's approval or authorization, or the registration of the Master Prospectus should not be taken to indicate that the SC has recommended the Fund.
- 2) There are fees and charges involved and investors are advised to compare and consider the fees, charges and costs involved before investing in the Fund. Investments in the Fund are exposed to risk, please refer to the Prospectus or its supplemental and PHS for detailed information. Investors are advised to consider the risks in the Fund and should make their own risk assessment and seek professional advice, where necessary, prior to investing. Investors should also note that the price of units and distribution payables, if any, may fluctuate, and past performance of the Fund should not be taken as indicative of its future performance.
- 3) Investors are also advised that, where a unit split/distribution is declared, the NAV per unit will be reduced from pre-unit split NAV/cum-distribution NAV to post-unit split NAV/ex-distribution NAV. Where a unit split is declared, the value of their investment in Malaysian Ringgit will remain unchanged after the distribution of the additional units.
- 4) Any issue of units to which the Prospectus or its supplemental, and PHS relates will only be made upon receipt of the completed application form referred to in and accompanying the Prospectus or its supplemental and PHS, subject to the terms and conditions therein.
- 5) This Fund Fact Sheet is prepared for information purposes only. It does not have regard to the specific investment objectives, or the financial situation needs of any specific person who may receive it. Neither the information nor any opinions expressed constitute an offer, or an invitation to make an offer to buy or sell any securities or unit trust. The information contained herein has been obtained from sources believed in good faith to be reliable, however, no guarantee is given in its accuracy or completeness. All opinions in respect of market review, Fund review and outlook constitute the Manager's judgments as of the date of the issuance of this fact sheet and are subject to change without notice. Past performance is not necessarily a guide for future performance and income distributions are not guaranteed. Returns may vary from year to year. The ranking provided should not be solely relied upon and investors should also note that the ranking is likely to change. This Fund Fact Sheet has not been reviewed by the SC.