

# BIMB DANA AL-FAKHIM

SEMI-ANNUAL REPORT FOR THE FINANCIAL PERIOD  
ENDED 28 FEBRUARY 2025

*LAPORAN PERTENGAHAN TAHUN BAGI TEMPOH KEWANGAN  
BERAKHIR 28 FEBRUARI 2025*

**BIMB INVESTMENT**  
A BANK ISLAM  
SUBSIDIARY

MANAGER:

BIMB INVESTMENT MANAGEMENT BERHAD 199301021508 (276246-X)

## TABLE OF CONTENT

No.	Particulars	Page
1.0	Manager's Report	1
1.1	Fund Name/ Fund Type/ Fund Category/ Fund Investment Objective/ Fund Performance Benchmark/ Fund Distribution Policy	1
1.2	Performance for the Financial Period Ended 28 February 2025	2
1.3	Economic and Market Review	4
1.4	Market Outlook and Strategy	5
1.5	Asset Allocation	6
1.6	Other Performance Data for the Financial Period Ended 28 February 2025 and Financial Year Ended 31 August	6
1.7	Unit Holdings as at 28 February 2025	10
1.8	Policy on Rebate and Soft Commission	10
2.0	Directors' Declaration Report	22
3.0	Trustee's Report	23
4.0	Shariah Adviser's Report	24
5.0	Financial Statements (Unaudited)	25
6.0	Corporate Directory	51

## SENARAI KANDUNGAN

No.	Butiran	Halaman
1.0	Laporan Pengurus	11
1.1	Nama Dana/ Jenis Dana/ Kategori Dana/ Objektif Pelaburan Dana/ Penanda Aras Dana/ Polisi Agihan Dana	11
1.2	Prestasi bagi Tempoh Kewangan Berakhir pada 28 Februari 2025	12
1.3	Kajian Ekonomi dan Pasaran	14
1.4	Tinjaun Pasaran dan Strategi	16
1.5	Peruntukan Aset	16
1.6	Lain-lain Data Prestasi bagi Tempoh Kewangan Berakhir 28 Februari 2025 dan Tahun Kewangan Berakhir 31 Ogos	16
1.7	Pegangan Unit pada 28 Februari 2025	20
1.8	Polisi Rebat dan Komisen Ringan	21

## 1.0 MANAGER'S REPORT

Dear Unit Holders,

We are pleased to present the Manager's Report of BIMB Dana Al-Fakhim ("the Fund") for the financial period ended 28 February 2025.

### 1.1 Fund Name/ Fund Type/ Fund Category/ Fund Investment Objective/ Fund Performance Benchmark/ Fund Distribution Policy

<b>Fund Name</b>	BIMB Dana Al-Fakhim
<b>Fund Type</b>	Income
<b>Fund Category</b>	Money Market
<b>Fund Investment Objective</b>	<p>The Fund seeks to provide a regular* stream of income by investing in short-term Sukuk, Islamic money market instruments and placement in short-term Islamic deposits.</p> <p><i>*Note: The Fund shall distribute income (if any) on a monthly basis. The distribution of income will automatically be reinvested. Hence, Unit Holders will receive additional Units from the reinvestment of income distribution.</i></p> <p><i>Any material change to the investment objective of the Fund would require Unit Holders' approval.</i></p>
<b>Fund Performance Benchmark</b>	<p>1-month Term Deposit-i Tawarruq (TDT-i) of Bank Islam Malaysia Berhad.</p> <p>Information on the selected benchmark can be obtained from Bank Islam's website.</p> <p><i>Note: Investors are advised that the actual portfolio of the Fund at any given time may consist of combination of Islamic deposits, Islamic money market instruments and Sukuk of varying tenure and credit rating. Investors are to note that the risk profile of the Fund's portfolio may be higher than the risk profile of the benchmark.</i></p>
<b>Fund Distribution Policy</b>	<p>The Fund shall distribute income* (if any) on a monthly basis.</p> <p><i>*Note: For R-Class, the amount of distribution declared will automatically be reinvested. For I-Class, the amount of distribution declared after deducting the withholding tax will automatically be reinvested. Hence, Unit Holders will receive additional Units from the reinvestment of income distribution.</i></p>

## 1.2 Performance for the Financial Period Ended 28 February 2025

### 1.2.1 Performance review

For the period under review, BIMB Dana Al-Fakhim I-Class and R-Class (the "Fund") registered a total return of 1.81% and 1.64% respectively, as compared to benchmark's return of 1.16%.

The selected performance benchmark for the Fund is 1-month Term Deposit-i Tawarruq (TDT-i) of Bank Islam Malaysia Berhad.

Our strategy has been to consistently manage the Fund in a conservative manner with the primary aim of outperforming traditional deposits returns.

During the period under review, the Fund met its investment objective of providing a regular stream of income to Unit Holders by investing primarily in Islamic money market instruments. In total, both BIMB Dana Al Fakhim I-Class and R-Class had declared income distribution totaling 0.09 sen per unit for each fund during the period.

As at 28 February 2025, the Fund had 100% exposure in Islamic money market instruments. The Net Asset Value (NAV) of the Fund stood at RM160.75 million or RM0.5420 per unit for I-Class and RM7.52 million or RM0.5357 for R-Class, respectively.

For the period under review, the Fund had not undertaken any securities lending or repurchase transactions nor cross trade transactions. There was no significant changes to the state of affairs of the Fund and no circumstances that materially affected the interests of Unit Holders had occurred up to the date of this Manager's Report.

### 1.2.2 Total Return and Average Total Return for the Financial Year Ended 28 February 2025

Period	BIMB Dana Al-Fakhim I-Class		Benchmark	
	Total Return (%)	Average Total Return (%)	Total Return (%)	Average Total Return (%)
6-Month	1.81	3.61	1.16	2.32
1-Year	3.58	3.58	2.42	2.42
3-Year	8.45	2.82	7.35	2.45
5-Year	12.52	2.50	11.23	2.25

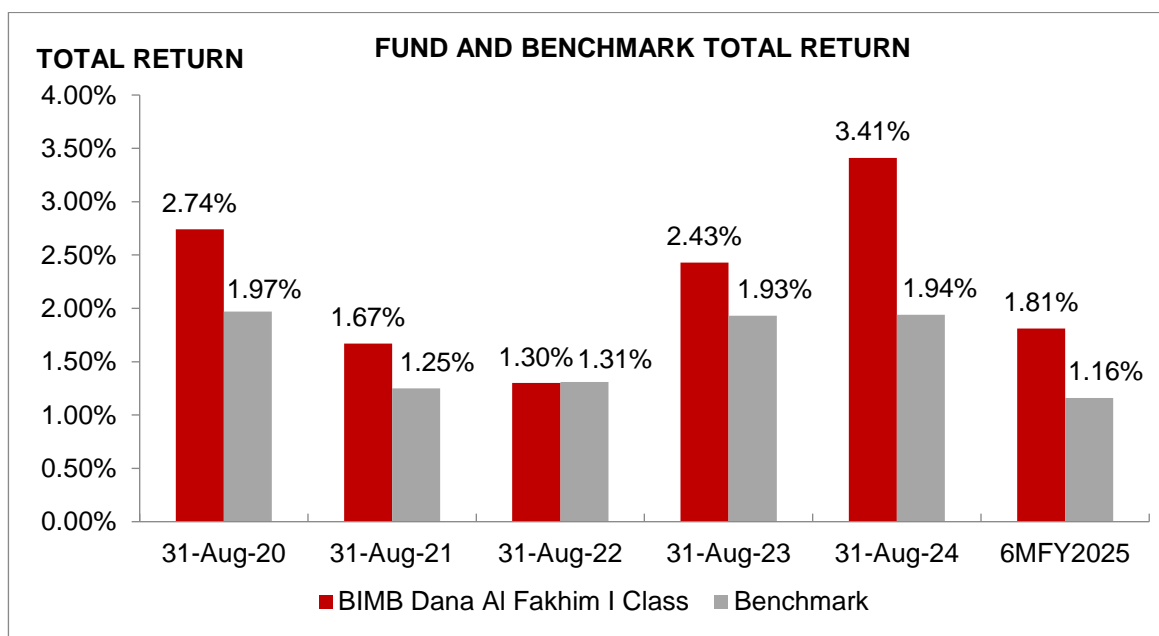
Period	BIMB Dana Al-Fakhim R-Class		Benchmark	
	Total Return (%)	Average Total Return (%)	Total Return (%)	Average Total Return (%)
6-Month	1.64	3.28	1.16	2.32
1-Year	3.24	3.24	2.42	2.42
3-Year	8.52	2.84	7.35	2.45
5-Year	12.60	2.52	11.23	2.25

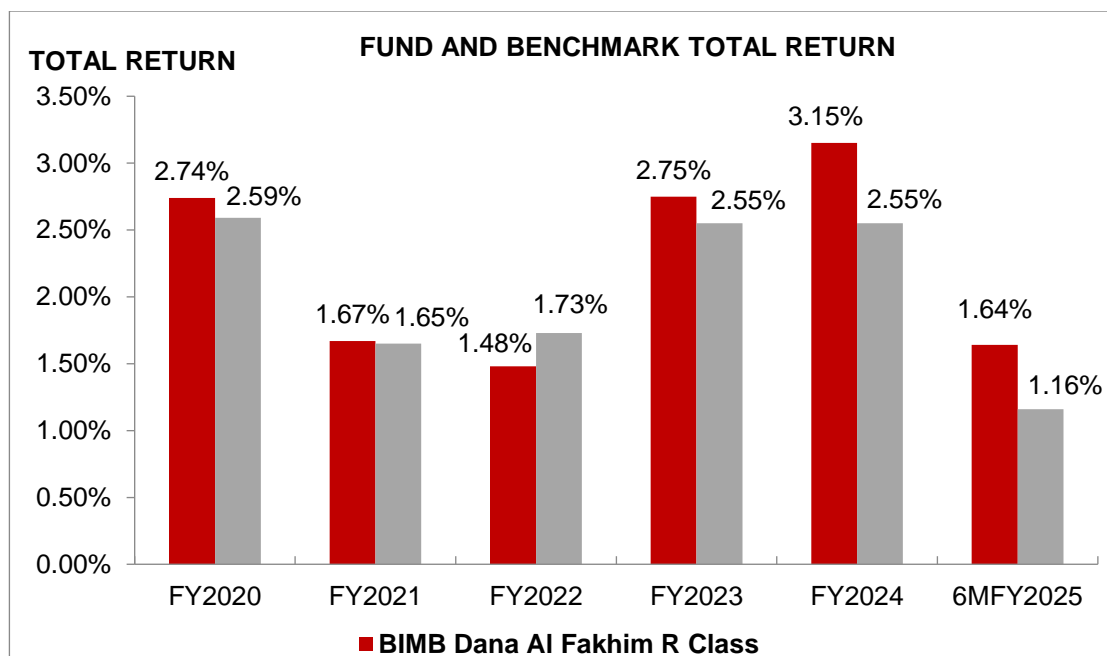
### 1.2.3 Annual Total Return for the Previous Financial Years

Financial Years	Annual Total Return	
	BIMB Dana AI-Fakhim I-Class (%)	Benchmark (%)
FY2024	3.41	1.94
FY2023	2.43	1.93
FY2022	1.30	1.31
FY2021	1.67	1.25
FY2020	2.74	1.97
FY2019	3.31	2.44

Financial Years	Annual Total Return	
	BIMB Dana AI-Fakhim R-Class (%)	Benchmark (%)
FY2024	3.15	2.55
FY2023	2.75	2.55
FY2022	1.48	1.73
FY2021	1.67	1.65
FY2020	2.74	2.59
FY2019	3.31	3.22

Figure 1: Movement of the Fund versus the Benchmark





Data source : BIMB Investment Management Berhad

Data verified by : Novagni Analytics & Advisory Sdn. Bhd.

Benchmarks : 1-month Term Deposit-i Tawarruq (TDT-i) of Bank Islam Malaysia Berhad

**Notes:**

- Total Return** of the Fund has been verified by Novagni Analytics & Advisory Sdn. Bhd. (19950103943 / 363145-W).
- Average Total Return** derived by the formula below:

$$\frac{\text{Total Return}}{\text{Number of Years under Review}}$$

The calculation of average total return was based on method obtained from Refinitiv Lipper.

*Unit prices and return on investment may fluctuate, hence, past performance shall not be an indicator of future performance.*

**1.3 Economic and Market Review**

**1.3.1 Economy**

**Global**

The United States (U.S.) economy expanded at an annualised rate of 2.3% in the fourth quarter of 2024 (Q4 2024), the slowest growth in three (3) quarters, down from 3.1% in third quarter of 2024 (Q3 2024). Personal consumption remained the main driver, increasing by 4.2%, the most since Q1 2023. Government expenditure rose by 2.9% while fixed investment contracted by 1.4%. For the full year, the economy expanded by 2.8%. Inflation as measured by the Personal Consumption Expenditure (PCE) Index averaged 2.8% in 2024 (2023: 4.2%) and the Core PCE averaged 3.5% (2023: 4.75%).

Amidst the trend of declining inflation, throughout 2024, the Federal Reserve reduced the benchmark interest rates by 100 basis points (bps) to 4.25%-4.5% range.

In Q4 2024, the Euro area economy grew by 1.2% year-on-year (y-o-y), faster than 1% rate in Q3 2024. Amongst its biggest economies, Spain grew strongly by 3.5% while France and Italy both grew 0.6%. Germany contracted 0.2%. The economy grew at an average rate of 0.8% in 2024 (2023: 0.6%). Euro area inflation averaged around 2.4% in 2024 (2023: 5.6%).

On the back of growth worries and cooling inflation, the European Central Bank lowered its key interest rates four times in 2024.

China's economy expanded 5% y-o-y in 2024, moderated from 5.2% growth in 2023. The relatively decent growth rate was driven by a series of stimulus measures introduced to boost spending and investments.

*(Source: Bloomberg, Bureau of Economic Analysis, CNBC, Eurostat, Trading Economics)*

## **Local**

Malaysia's economy grew by 5% y-o-y in Q4 2024, surpassing initial estimates of 4.8% but slowing from an upwardly revised 5.4% in the Q3 2024. For the full year, the economy grew by 5.1%, exceeding the government's 4%–5% target and accelerating from 3.6% growth rate in 2023. Growth was driven by stronger household spending, pick up in investment activities, a recovery in exports, as well as increased tourist arrivals and spending. Both the headline and core inflation averaged around 1.8% in 2024 as compared to 2.5% and 3% respectively in 2023.

Bank Negara Malaysia (BNM) kept the Overnight Policy Rate (OPR) unchanged at 3.0%. Policymakers believe that the current OPR level will continue to stimulate growth while keeping inflation steady.

*(Source: Bloomberg, Bank Negara Malaysia and Department of Statistics Malaysia)*

### **1.3.2 Market Review**

#### **Sukuk Market and Money Market**

The global bond markets had a relatively volatile year amidst frequent repricing of the timing of the first interest rates cut by the Federal Reserve and also amidst the backdrop of U.S. Presidential Election. The 10-year U.S. Treasury traded between a high and a low of 4.7% and 3.61% before closing the year at 4.57%, around 70bps higher than December 2023's close.

The Ringgit bond market also observed somewhat higher volatility. The 10-year Malaysian Government Securities (MGS) yield settled the year at 3.81%, 8bps higher than December 2023's close.

Meanwhile, the 1- and 3-month Kuala Lumpur Interbank Offered Rate (KLIBOR) averaged 3.29% and 3.59% respectively in 2024.

### **1.4 Market Outlook and Strategy**

BNM is expected to maintain the OPR at 3.0% throughout 2025 on expectation of stronger economic growth. Nonetheless, future monetary policy stance will remain data dependent. In terms of strategy, we intend to continue investing principally in Islamic money market instruments with the objective to optimise return while providing regular income and liquidity for investors.



## 1.5 Asset Allocation

<b>BIMB Dana Al-Fakhim</b>	<b>28 February 2025 (%)</b>	<b>31 August 2024 (%)</b>	<b>31 August 2023 (%)</b>	<b>31 August 2022 (%)</b>
Shariah-compliant Cash and Short Term Investments:	100.00	100.00	100.00	100.00
	<b>100.00</b>	<b>100.00</b>	<b>100.00</b>	<b>100.00</b>

## 1.6 Other Performance Data for the Financial Period Ended 28 February 2025 and Financial Year Ended 31 August

<b>BIMB Dana Al-Fakhim</b>	<b>28 February 2025</b>	<b>31 August 2024</b>	<b>31 August 2023</b>	<b>31 August 2022</b>
<b>Unit Prices (RM)</b>				
Highest NAV per unit for the period/year				
- I-Class	0.5420	0.5330	0.5187	0.5204
- R-Class	0.5357	0.5279	0.5175	0.5204
Lowest NAV per unit for the period/year				
- I-Class	0.5330	0.5178	0.5163	0.5168
- R-Class	0.5279	0.5149	0.5137	0.5164
<b>Net Asset Value (NAV) and Units in Circulation (UIC) as at the end of the period/year</b>				
Total NAV (RM)				
- I-Class	160,749,070	128,250,820	53,639,295	136,830,182
- R-Class	4,030,017	4,503,199	5,045,332	6,589,450
Units in Circulation (UIC)				
- I-Class	296,582,547	240,617,976	103,618,228	264,561,546
- R-Class	7,522,639	8,530,546	9,801,009	12,758,308
<b>NAV per unit (RM)*</b>				
- I-Class	<b>0.5420</b>	<b>0.5330</b>	<b>0.5177</b>	<b>0.5172</b>
- R-Class	<b>0.5357</b>	<b>0.5279</b>	<b>0.5148</b>	<b>0.5165</b>
<b>Total Return of the Fund (%)</b>				
Capital Growth (%) <sup>(a)</sup>				
- I-Class	1.69	2.84	-0.60	-0.48
- R-Class	1.48	2.57	-0.29	-0.30
Income Return (%) <sup>(b)</sup>				
- I-Class	0.12	0.57	3.03	1.78
- -R-Class	0.16	0.58	3.04	1.78
<b>Return of the Fund (%)<sup>(c)</sup></b>				
- I-Class	<b>1.81</b>	<b>3.41</b>	<b>2.43</b>	<b>1.30</b>
- R-Class	<b>1.64</b>	<b>3.15</b>	<b>2.75</b>	<b>1.48</b>
Total Gross Distribution per Unit (Sen) per annum				
- I-Class	0.086	0.305	1.57	0.92
- R-Class	0.086	0.305	1.57	0.92

1.6 **Other Performance Data for the Financial Period Ended 28 February 2025 and Financial Year Ended 31 August (continued)**

<b>BIMB Dana AI-Fakhim</b>	<b>28 February 2025</b>	<b>31 August 2024</b>	<b>31 August 2023</b>	<b>31 August 2022</b>
Total Net Distribution per Unit (Sen) per annum				
- I-Class	0.064	0.305	1.205	0.76
- R-Class	0.086	0.305	1.57	0.92
<b>Monthly distribution – September</b>				
NAV per Unit before Distribution (RM)				
- I-Class	0.5345	0.5191	0.5182	-
- R-Class	0.5292	0.5160	0.5173	0.5187
NAV per Unit after Distribution (RM) *				
- I-Class	0.5343	0.5184	0.5173	-
- R-Class	0.5291	0.5153	0.5164	0.5181
<b>Monthly distribution – October</b>				
NAV per Unit before Distribution (RM)				
- I-Class	0.5291	0.5199	0.5186	-
- R-Class	0.5305	0.5166	0.5174	0.5187
NAV per Unit after Distribution (RM) *				
- I-Class	0.5359	0.5194	0.5177	-
- R-Class	0.5304	0.5161	0.5165	0.5181
<b>Monthly distribution – November</b>				
NAV per Unit before Distribution (RM)				
- I-Class	0.5376	0.5206	0.5182	-
- R-Class	0.5319	0.5172	0.5173	0.5188
NAV per Unit after Distribution (RM) *				
- I-Class	0.5375	0.5205	0.5167	-
- R-Class	0.5318	0.5171	0.5153	0.5182
<b>Monthly distribution – December</b>				
NAV per Unit before Distribution (RM)				
- I-Class	0.5391	0.5220	0.5178	-
- R-Class	0.5332	0.5184	0.5164	0.5187
NAV per Unit after Distribution (RM) *				
- I-Class	0.5389	0.5216	0.5165	-
- R-Class	0.5330	0.5180	0.5151	0.5180
<b>Monthly distribution – January</b>				
NAV per Unit before Distribution (RM)				
- I-Class	0.5406	0.5231	0.5180	-
- R-Class	0.5345	0.5194	0.5163	-

1.6 Other Performance Data for the Financial Period Ended 28 February 2025 and Financial Year Ended 31 August (continued)

<b>BIMB Dana Al-Fakhim</b>	<b>28 February 2025</b>	<b>31 August 2024</b>	<b>31 August 2023</b>	<b>31 August 2022</b>
NAV per Unit after Distribution (RM) *				
- I-Class	0.5404	0.5230	0.5165	-
- R-Class	0.5343	0.5192	0.5148	-
<b>Monthly distribution – February</b>				
NAV per Unit before Distribution (RM)				
- I-Class	0.5420	0.5246	0.5179	-
- R-Class	0.5358	0.5206	0.5161	-
NAV per Unit after Distribution (RM) *				
- I-Class	0.5419	0.5244	0.5165	-
- R-Class	0.5356	0.5204	0.5147	-
<b>Monthly distribution – March</b>				
NAV per Unit before Distribution (RM)				
- I-Class	-	0.5258	0.5177	-
- R-Class	-	0.5217	0.5158	-
NAV per Unit after Distribution (RM) *				
- I-Class	-	0.5257	0.5163	-
- R-Class	-	0.5216	0.5144	-
<b>Monthly distribution – April</b>				
NAV per Unit before Distribution (RM)				
- I-Class	-	0.5274	0.5178	0.5204
- R-Class	-	0.5231	0.5156	0.5204
NAV per Unit after Distribution (RM) *				
- I-Class	-	0.5273	0.5164	0.5169
- R-Class	-	0.5230	0.5142	0.5169
<b>Monthly distribution – May</b>				
NAV per Unit before Distribution (RM)				
- I-Class	-	0.5288	0.5177	0.5174
- R-Class	-	0.5243	0.5154	0.5173
NAV per Unit after Distribution (RM) *				
- I-Class	-	0.5287	0.5163	0.5168
- R-Class	-	0.5242	0.5140	0.5167

1.6 Other Performance Data for the Financial Period Ended 28 February 2025 and Financial Year Ended 31 August (continued)

BIMB Dana Al-Fakhim	28 February 2025	31 August 2024	31 August 2023	31 August 2022
<b>Monthly distribution – June</b>				
NAV per Unit before Distribution (RM)				
- I-Class	-	0.5301	0.5178	0.5178
- R-Class	-	0.5254	0.5153	0.5175
NAV per Unit after Distribution (RM) *				
- I-Class	-	0.5300	0.5164	0.5170
- R-Class	-	0.5253	0.5139	0.5167
<b>Monthly distribution – July</b>				
NAV per Unit before Distribution (RM)				
- I-Class	-	0.5317	0.5178	0.5178
- R-Class	-	0.5268	0.5152	0.5173
NAV per Unit after Distribution (RM) *				
- I Class	-	0.5315	0.5163	0.5169
- R Class	-	0.5266	0.5137	0.5164
<b>Monthly distribution – August</b>				
NAV per Unit before Distribution (RM)				
- I-Class	-	0.5330	0.5177	0.5180
- R-Class	-	0.5279	0.5148	0.5173
NAV per Unit after Distribution (RM) *				
- I-Class	-	0.5329	0.5171	0.5171
- R-Class	-	0.5278	0.5142	0.5164
<b>Total Expense Ratio (TER) (%)<sup>(d)</sup></b>	<b>0.07</b>	<b>0.18</b>	<b>0.18</b>	<b>0.52</b>
<b>Portfolio Turnover Ratio (PTR) (times)<sup>(e) **</sup></b>	<b>4.52</b>	<b>8.49</b>	<b>14.24</b>	<b>11.33</b>

\* The net asset value per unit is ex-distribution.

\*\* PTR for the financial period ended 28 February 2025 was lower than the previous financial year due to lower average investment transactions by the Fund during the financial period.

**Note:**

- a) **Capital Return** =  $\frac{\text{NAV per unit (end of period/year)}}{\text{NAV per unit (beginning of period/year)}} - 1$
- b) **Income Return** =  $(\text{Income Distribution per Unit} / \text{NAV per Unit on beginning of year}) \times 100$
- c) **Total Return** =  $(1 + \text{Capital return}) \times (1 + \text{Income return}) - 1$
- d) **Total Expenses Ratio** = It is the total expenses expressed as semi-annual percentage of the Fund's average Net Asset Value.
- e) **Portfolio Turnover Ratio** = It represents the average of the total acquisitions and disposals of the investment in the Fund for the semi-annual period over the average Net Asset Value of the Fund calculated on a daily basis.

## 1.7 Unit Holdings as at 28 February 2025

Size of Holdings	I-Class			
	No. of Unit Holders		No. of Units Held	
	No.	%	Unit	%
5,000 and below	-	-	-	-
5,001 to 10,000	2	5.56	12,337.48	-
10,001 to 50,000	2	5.56	90,074.03	0.03
50,001 to 500,000	6	16.67	1,586,196.24	0.53
500,001 and above	26	72.21	294,893,939.67	99.44
<b>Grand Total for The Fund</b>	<b>36</b>	<b>100.00</b>	<b>296,582,547.42</b>	<b>100.00</b>

Size of Holdings	R-Class			
	No. of Unit Holders		No. of Units Held	
	No.	%	Unit	%
5,000 and below	7,452	99.54	831,033.37	11.05
5,001 to 10,000	16	0.21	105,152.15	1.40
10,001 to 50,000	12	0.16	189,884.06	2.52
50,001 to 500,000	6	0.08	913,987.09	12.15
500,001 and above	1	0.01	5,482,582.12	72.88
<b>Grand Total for The Fund</b>	<b>7,487</b>	<b>100.00</b>	<b>7,522,638.79</b>	<b>100.00</b>

## 1.8 Policy on Rebate and Soft Commission

Any rebates received by the Manager would be directed to the account of the Fund. Any soft commissions received from the brokers who were in the form of research and advisory services that assist in the decision-making process relating to the Fund's investment might be retained by the Manager.

For the financial period under review, the Manager had received on behalf of the Fund, soft commissions from brokers in the form of research and advisory services which were of demonstrable benefit to the Unit holders of the Fund and the Manager also confirmed there was no churning of trades.

For and on behalf of

The Manager

**BIMB INVESTMENT MANAGEMENT BERHAD**

Date: 24 April 2025

## 1.0 LAPORAN PENGURUS

### Para Pemegang Unit,

Kami dengan sukacitanya membentangkan Laporan Pengurus BIMB Dana Al-Fakhim (“Dana”) bagi tempoh kewangan berakhir 28 Februari 2025.

### 1.1 Nama Dana/ Jenis Dana/ Kategori Dana/ Objektif Pelaburan Dana/ Penanda Aras Dana/ Polisi Agihan Dana

<b>Nama Dana</b>	BIMB Dana Al-Fakhim
<b>Jenis Dana</b>	Pendapatan
<b>Kategori Dana</b>	Pasaran Wang
<b>Objektif Pelaburan Dana</b>	<p>Dana ini menawarkan aliran pendapatan yang konsisten* dengan melabur di dalam Sukuk jangka pendek, instrumen pasaran wang Islam dan penempatan deposit Islam jangka pendek.</p> <p><i>*Nota: Dana akan mengagihkan pendapatan (jika ada) pada setiap bulan. Pengagihan pendapatan akan dilaburkan semula secara automatik. Oleh itu, Pemegang Unit akan menerima unit tambahan daripada pelaburan semula pengagihan pendapatan tersebut.</i></p> <p><i>Sebarang perubahan ketara dalam objektif pelaburan Dana memerlukan kelulusan daripada Pemegang Unit.</i></p>
<b>Penanda Aras Dana</b>	<p>1-bulan Deposit Bertempoh Tawarruq-i Bank Islam Malaysia Berhad.</p> <p>Maklumat mengenai penanda aras yang dipilih boleh diperolehi dari laman web Bank Islam.</p> <p><i>Nota: Pelabur dinasihatkan bahawa portfolio sebenar Dana pada bila-bila masa mungkin terdiri daripada gabungan deposit Islam, instrumen pasaran wang Islam dan Sukuk dengan jangka masa dan penilaian kredit yang berbeza-beza. Pelabur perlu ambil perhatian bahawa profil risiko portfolio Dana mungkin lebih tinggi daripada profil risiko penanda aras.</i></p>
<b>Polisi Agihan Dana</b>	<p>Dana akan mengagihkan pendapatan* (jika ada) pada setiap bulan.</p> <p><i>*Nota: Untuk Kelas R, jumlah pengagihan yang diisytiharkan akan dilaburkan semula secara automatik. Untuk Kelas I, jumlah pengagihan yang diisytiharkan selepas ditolak cukai pegangan akan dilaburkan semula secara automatik. Oleh itu, Pemegang Unit akan menerima Unit tambahan daripada pelaburan semula pengagihan pendapatan.</i></p>

## 1.2 Prestasi bagi Tempoh Kewangan Berakhir pada 28 Februari 2025

### 1.2.1 Kajian Prestasi

Bagi tempoh kewangan dalam kajian, BIMB Dana Al-Fakhim Kelas I dan Kelas R (Dana) masing-masing mencatatkan jumlah pulangan sebanyak 1.81% dan 1.64%, berbanding pulangan penanda aras masing-masing sebanyak 1.16%.

Penanda aras prestasi terpilih bagi Dana ini adalah berdasarkan 1-bulan Deposit Bertempoh Tawarruq-i Bank Islam Malaysia Berhad.

Strategi kami kekal konsisten dalam menguruskan Dana dengan cara yang agak konservatif dengan matlamat utama untuk mengatasi pulangan akaun pelaburan tradisional.

Bagi tempoh kewangan berakhir 28 Februari 2025, Dana telah mencapai objektif pelaburannya untuk menyediakan aliran pendapatan yang berterusan kepada Pemegang Unit dengan melabur terutamanya dalam instrumen pasaran wang Islam. Secara keseluruhan, kedua-dua Dana telah mengisytiharkan pengagihan pendapatan berjumlah 0.09 sen seunit sepanjang tempoh kewangan tersebut.

Setakat 28 Februari 2025, Dana mempunyai pendedahan 100% dalam instrumen pasaran wang Islam. Jumlah Nilai Aset Bersih (NAB) Dana berjumlah RM160.75 juta atau RM0.5420 seunit untuk Kelas I dan RM7.52 juta atau RM 0.5357 seunit untuk Kelas R.

Bagi tempoh kewangan dalam kajian, Dana tidak menjalankan sebarang urus niaga pinjaman sekuriti atau pembelian semula mahupun urus niaga silang. Terdapat perubahan pada Prospektus Dana dalam tahun kajian dan tidak berlaku sebarang keadaan yang mempunyai perubahan ketara yang menjejaskan kepentingan Pemegang Unit sehingga tarikh Laporan Pengurus ini. Sila rujuk Bahagian 1.9 untuk maklumat lanjut.

### 1.2.2 Jumlah Pulangan dan Purata Jumlah Pulangan bagi Tempoh Kewangan Berakhir 28 Februari 2025

Tempoh	BIMB Dana Al-Fakhim Kelas I		Penanda Aras	
	Jumlah Pulangan (%)	Purata Jumlah Pulangan (%)	Jumlah Pulangan (%)	Purata Jumlah Pulangan (%)
6-Bulan	1.81	3.61	1.16	2.32
1-Tahun	3.58	3.58	2.42	2.42
3-Tahun	8.45	2.82	7.35	2.45
5-Tahun	12.52	2.50	11.23	2.25

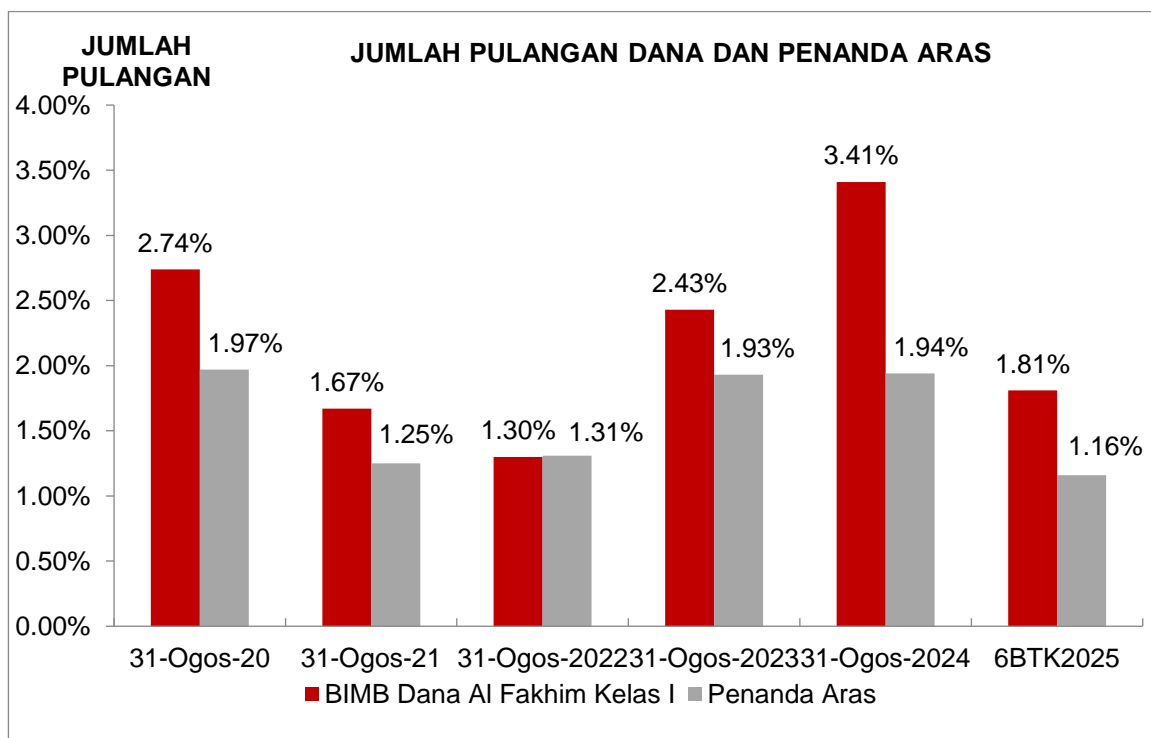
Tempoh	BIMB Dana Al-Fakhim Kelas R		Penanda Aras	
	Jumlah Pulangan (%)	Purata Jumlah Pulangan (%)	Jumlah Pulangan (%)	Purata Jumlah Pulangan (%)
6-Bulan	1.64	3.28	1.16	2.32
1-Tahun	3.24	3.24	2.42	2.42
3-Tahun	8.52	2.84	7.35	2.45
5-Tahun	12.60	2.52	11.23	2.25

### 1.2.3 Jumlah Pulangan bagi Tahun-Tahun Kewangan yang lalu

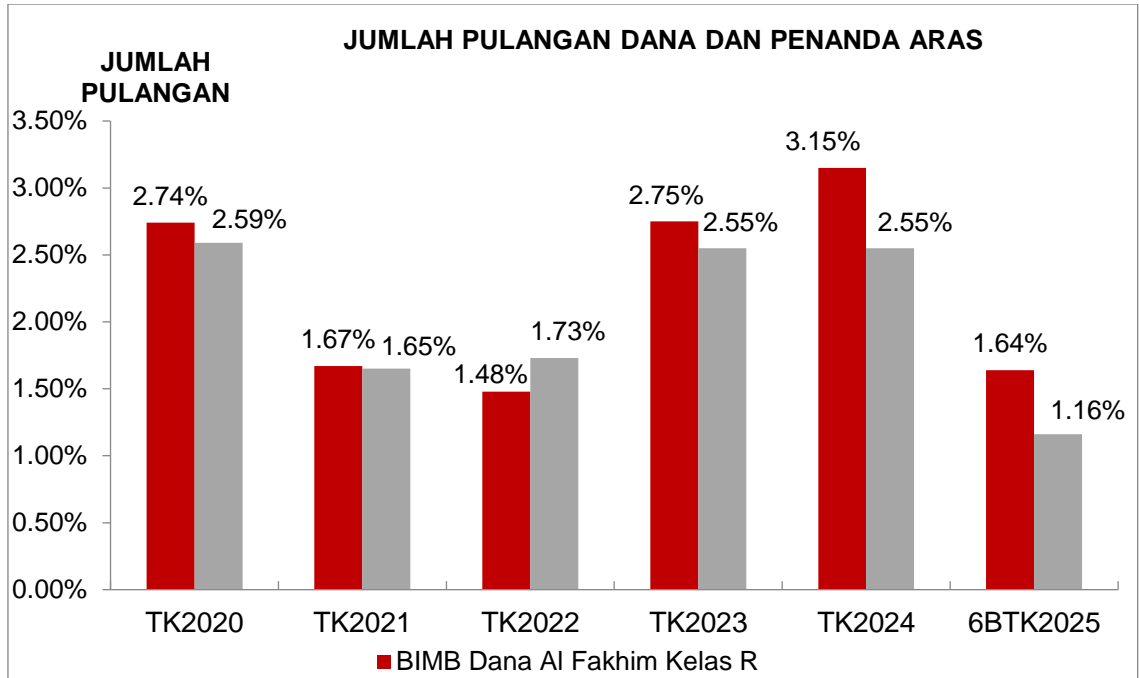
Tahun Kewangan	Jumlah Pulangan Tahunan	
	BIMB Dana AI-Fakhim Kelas I (%)	Penanda Aras (%)
TK2024	3.41	1.94
TK2023	2.43	1.93
TK2022	1.30	1.31
TK2021	1.67	1.25
TK2020	2.74	1.97
TK2019	3.31	2.44

Tahun Kewangan	Jumlah Pulangan Tahunan	
	BIMB Dana AI-Fakhim Kelas R (%)	Penanda Aras (%)
TK2024	3.15	2.55
TK2023	2.75	2.55
TK2022	1.48	1.73
TK2021	1.67	1.65
TK2020	2.74	2.59
TK2019	3.31	3.22

Rajah 1: Pergerakan Dana Berbanding Penanda Aras







Sumber Data : BIMB Investment Management Berhad  
 Data disahkan oleh : Novagni Analytics & Advisory Sdn. Bhd.  
 Penanda Aras : Kadar 1–bulan Deposit Bertempoh-i Tawarruq Bank Islam Malaysia Berhad

**Nota:**

- Jumlah Pulangan** Dana telah disahkan oleh Novagni Analytics & Advisor Sdn. Bhd. (19950103943 / 363145-W)
- Purata Jumlah Pulangan** adalah berpandukan formula berikut:

$$\frac{\text{Jumlah Pulangan}}{\text{Bilangan Tahun Bawah Kajian}}$$

Pengiraan purata jumlah pulangan adalah berdasarkan kaedah yang diperolehi dari Refinitiv Lipper.

*Harga unit dan pulangan pelaburan mungkin turun dan naik. Oleh itu, prestasi masa lalu tidak menjadi petunjuk prestasi masa hadapan.*

**1.3 Kajian Ekonomi dan Pasaran**

**1.3.1 Ekonomi**

**Global**

Ekonomi Amerika Syarikat (A.S.) berkembang pada kadar tahunan 2.3% pada suku keempat tahun 2024 (Q4 2024) lebih perlahan dari kadar pertumbuhan 3.1% yang di catatkan pada suku ketiga 2024 (Q3 2024). Perbelanjaan pengguna kekal sebagai penyumbang utama, berkembang pada kadar 4.2%, tertinggi sejak suku pertama 2023 (Q1 2023). Perbelanjaan kerajaan meningkat 2.9% manakala perbelanjaan modal manguncup 1.4%. Secara keseluruhan, ekonomi A.S. berkembang pada kadar purata 2.8% pada 2024. Sementara itu, kadar inflasi yang di ukur menggunakan menggunakan Indeks Perbelanjaan Penggunaan Peribadi (PCE) direkodkan pada kadar purata 2.8% pada 2024 (2023:4.2%) manakala purata Indeks Perbelanjaan Penggunaan Peribadi Teras pula di rekodkan pada kadar 3.5% (2023:4.75%).

Seiring dengan penurunan kadar inflasi, pada tahun 2024, Bank Pusat A.S. menurunkan kadar faedah sebanyak 100 mata asas (bps) kepada paras 4.25%-4.55%.

Ekonomi zon Eropah berkembang pada kadar tahunan 1.2% pada Q4 2024, lebih pantas berbanding kadar 1% pada Q3 2024. Ekonomi Sepanyol berkembang dengan pantas pada kadar 3.5% manakala ekonomi Perancis dan Itali masing-masing berkembang pada kadar 0.6%. Sementara itu, ekonomi Jerman menguncup pada kadar 0.2%. Secara purata, Zon Eropah merekodkan kadar pertumbuhan 0.8% pada 2024 (2023 : 0.6%). Sementara itu, inflasi berada pada kadar purata 2.4% pada 2024 (2023:5.6%).

Untuk membantu pertumbuhan ekonomi dan juga bersandarkan keadaan inflasi yang semakin menurun, Bank Pusat Kesatuan Eropah (ECB) telah menurunkan kadar faedah utama sebanyak empat (4) kali sepanjang tahun 2024.

Ekonomi negara China berkembang pada kadar 5% pada tahun 2024, lebih lemah berbanding kadar 5.2% pada tahun 2023. Pertumbuhan yang secara relatifnya baik ini didorong oleh beberapa program stimulus yang di lancarkan bagi meningkatkan kepenggunaan dan juga pelaburan.

*(Sumber: Bloomberg, Bureau of Economic Analysis, CNBC, Eurostat, Trading Economics)*

## **Lokal**

Ekonomi Malaysia berkembang pada kadar 5% pada Q4 2024 berbanding suku yang sama tahun sebelumnya, melebihi jangkaan awal walaupun sedikit perlahan berbanding kadar 5.4% yang di rekodkan pada Q3 2024. Untuk tahun 2024, ekonomi tempatan berkembang pada kadar 5.1%, mengatasi unjuran awal kerajaan yang menjangkakan pertumbuhan antara kadar 4% ke 5%. Pertumbuhan pada 2024 didorong oleh kekukuhan perbelanjaan pengguna, peningkatan aktiviti pelaburan, pemulihan sektor luaran dan teknologi dan juga peningkatan kedatangan dan perbelanjaan pelancong. Kedua-dua kadar inflasi utama dan inflasi teras berpurata sekitar 1.8% pada tahun 2024, berbanding purata 2.5% dan 3% masing-masing pada tahun 2023.

Bank Negara Malaysia (BNM) memutuskan untuk mengekalkan Kadar Dasar Semalaman (OPR) pada 3% yang di jangkakan akan terus mendorong kadar pertumbuhan dan mengekang inflasi

*(Sumber: Bloomberg, Bank Negara Malaysia and Department of Statistics Malaysia)*

### **1.3.2 Kajian Pasaran**

#### **Pasaran Sukuk dan Pasaran Wang**

Pasaran bon dunia mengalami keadaan ketidakpastian yang agak tinggi dalam sepuluh (10) bulan pertama tahun 2024 disebabkan oleh jangkaan tentang penurunan kadar faedah di A.S. yang sentiasa berubah dan ketidakpastian disebabkan oleh Pilihanraya Presiden A.S. Kadar pulangan bagi Nota Perbendaharaan A.S. bertempoh matang sepuluh (10) tahun didagangkan di antara 3.61% ke 4.7% sebelum mengakhiri bulan Oktober pada kadar 4.57%, kira-kira 70 mata asas lebih tinggi berbanding kadar penutup tahun 2023.

Pasaran bon tempatan juga mengalami ketidakpastian yang relatif tinggi dalam tempoh yang sama. Sekuriti Kerajaan Malaysia (MGS) bertempoh matang sepuluh (10) tahun di tutup pada kadar 3.81%, 8 mata asas lebih tinggi berbanding kadar penutup tahun 2023.

Sementara itu, bagi tahun 2024, Niaga Hadapan Kadar Ditawarkan Antara Bank KL (KLIBOR) untuk tempoh sebulan dan tiga (3) bulan masing-masing direkodkan pada kadar purata 3.29% dan 3.59%.

#### 1.4 Tinjauan Pasaran dan Strategi

BNM dijangka mengekalkan OPR pada 3.0% untuk sepanjang tahun 2025 berdasarkan prospek pertumbuhan ekonomi yang lebih kukuh. Namun begitu, dasar monetari akan terus bergantung kepada data-data ekonomi terkini.

Berdasarkan jangkaan di atas, Pengurus adalah untuk terus melabur dalam pasaran wang Islam dan sukuk berjangka pendek dengan objektif untuk memaksimumkan pulangan sambil menyediakan pendapatan tetap dan kecairan untuk pelabur.

#### 1.5 Peruntukan Aset

<b>BIMB Dana Al-Fakhim</b>	<b>28 Februari 2025 (%)</b>	<b>31 Ogos 2024 (%)</b>	<b>31 Ogos 2023 (%)</b>	<b>31 Ogos 2022 (%)</b>
Tunai dan Pelaburan Jangka Pendek patuh Syariah:	100.00	100.00	100.00	100.00
	<b>100.00</b>	<b>100.00</b>	<b>100.00</b>	<b>100.00</b>

#### 1.6 Lain-Lain Data Prestasi bagi Tempoh Kewangan Berakhir 28 Februari 2025 dan Tahun Kewangan Berakhir 31 Ogos

<b>BIMB Dana Al-Fakhim</b>	<b>28 Februari 2025</b>	<b>31 Ogos 2024</b>	<b>31 Ogos 2023</b>	<b>31 Ogos 2022</b>
<b>Unit Harga (RM)</b>				
NAB tertinggi seunit dalam tempoh/tahun				
- Kelas I	0.5420	0.5330	0.5187	0.5204
- Kelas R	0.5357	0.5279	0.5175	0.5204
NAB terendah seunit dalam tempoh/tahun				
- Kelas I	0.5330	0.5178	0.5163	0.5168
- Kelas R	0.5279	0.5149	0.5137	0.5164
<b>Nilai Aset Bersih (NAB) dan Unit Dalam Edaran (UDE) pada Akhir Tempoh/Tahun</b>				
Jumlah NAB (MYR)				
- Kelas I	160,749,070	128,250,820	53,639,295	136,830,182
- Kelas R	4,030,017	4,503,199	5,045,332	6,589,450
Unit Dalam Edaran (UDE)				
- Kelas I	296,582,547	240,617,976	103,618,228	264,561,546
- Kelas R	7,522,639	8,530,546	9,801,009	12,758,308
<b>NAB seunit (MYR)*</b>				
- Kelas I	<b>0.5420</b>	<b>0.5330</b>	<b>0.5177</b>	<b>0.5172</b>
- Kelas R	<b>0.5357</b>	<b>0.5279</b>	<b>0.5148</b>	<b>0.5165</b>

1.6 Lain-Lain Data Prestasi bagi Tempoh Kewangan Berakhir 28 Februari 2025 dan Tahun Kewangan Berakhir 31 Ogos (sambungan)

<b>BIMB Dana AI-Fakhim</b>	<b>28 Februari 2025</b>	<b>31 Ogos 2024</b>	<b>31 Ogos 2023</b>	<b>31 Ogos 2022</b>
<b>Jumlah Pulangan Dana (%)</b>				
Pertumbuhan Modal (%) <sup>(b)</sup>				
- Kelas I	1.69	2.84	-0.60	-0.48
- Kelas R	1.48	2.57	-0.29	-0.30
Pulangan Pendapatan (%) <sup>(c)</sup>				
- Kelas I	0.12	0.57	3.03	1.78
- Kelas R	0.16	0.58	3.04	1.78
<b>Pulangan Dana (%)<sup>(a)</sup></b>				
- Kelas I	<b>1.81</b>	<b>3.41</b>	<b>2.43</b>	<b>1.30</b>
- Kelas R	<b>1.64</b>	<b>3.15</b>	<b>2.75</b>	<b>1.48</b>
Jumlah Agihan Kasar seunit (Sen) setahun				
- Kelas I	0.086	0.305	1.57	0.92
- Kelas R	0.086	0.305	1.57	0.92
Jumlah Agihan Bersih seunit (Sen) setahun				
- Kelas I	0.064	0.305	1.205	0.76
- Kelas R	0.086	0.305	1.57	0.92
<b>Pengagihan bulanan – September</b>				
NAB seunit sebelum Pengagihan (RM)				
- Kelas I	0.5345	0.5191	0.5182	-
- Kelas R	0.5292	0.5160	0.5173	0.5187
NAB seunit selepas Pengagihan (RM) *				
- Kelas I	0.5343	0.5184	0.5173	-
- Kelas R	0.5291	0.5153	0.5164	0.5181
<b>Pengagihan bulanan – Oktober</b>				
NAB seunit sebelum Pengagihan (RM)				
- Kelas I	0.5291	0.5199	0.5186	-
- Kelas R	0.5305	0.5166	0.5174	0.5187
NAB seunit selepas Pengagihan (RM) *				
- Kelas I	0.5359	0.5194	0.5177	-
- Kelas R	0.5304	0.5161	0.5165	0.5181
<b>Pengagihan bulanan – November</b>				
NAB seunit sebelum Pengagihan (RM)				
- Kelas I	0.5376	0.5206	0.5182	-
- Kelas R	0.5319	0.5172	0.5173	0.5188

1.6 Lain-Lain Data Prestasi bagi Tempoh Kewangan Berakhir 28 Februari 2025 dan Tahun Kewangan Berakhir 31 Ogos (sambungan)

<b>BIMB Dana AI-Fakhim</b>	<b>28 Februari 2025</b>	<b>31 Ogos 2024</b>	<b>31 Ogos 2023</b>	<b>31 Ogos 2022</b>
NAB seunit selepas Pengagihan (RM) *				
- Kelas I	0.5375	0.5205	0.5167	-
- Kelas R	0.5318	0.5171	0.5153	0.5182
<b>Pengagihan bulanan – Disember</b>				
NAB seunit sebelum Pengagihan (RM)				
- Kelas I	0.5391	0.5220	0.5178	-
- Kelas R	0.5332	0.5184	0.5164	0.5187
NAB seunit selepas Pengagihan (RM) *				
- Kelas I	0.5389	0.5216	0.5165	-
- Kelas R	0.5330	0.5180	0.5151	0.5180
<b>Pengagihan bulanan – Januari</b>				
NAV per Unit before Distribution (RM)				
- I-Class	0.5406	0.5231	0.5180	-
- R-Class	0.5345	0.5194	0.5163	-
NAV per Unit after Distribution (RM) *				
- I-Class	0.5404	0.5230	0.5165	-
- R-Class	0.5343	0.5192	0.5148	-
<b>Pengagihan bulanan – Februari</b>				
NAB seunit sebelum Pengagihan (RM)				
- Kelas I	0.5420	0.5246	0.5179	-
- Kelas R	0.5358	0.5206	0.5161	-
NAB seunit selepas Pengagihan (RM) *				
- Kelas I	0.5419	0.5244	0.5165	-
- Kelas R	0.5356	0.5204	0.5147	-
<b>Pengagihan bulanan – Mac</b>				
NAB seunit sebelum Pengagihan (RM)				
- Kelas I	-	0.5258	0.5177	-
- Kelas R	-	0.5217	0.5158	-
NAB seunit selepas Pengagihan (RM) *				
- Kelas I	-	0.5257	0.5163	-
- Kelas R	-	0.5216	0.5144	-
<b>Pengagihan bulanan – April</b>				
NAB seunit sebelum Pengagihan (RM)				
- Kelas I	-	0.5274	0.5178	0.5204
- Kelas R	-	0.5231	0.5156	0.5204

1.6 Lain-Lain Data Prestasi bagi Tempoh Kewangan Berakhir 28 Februari 2025 dan Tahun Kewangan Berakhir 31 Ogos (sambungan)

<b>BIMB Dana Al-Fakhim</b>	<b>28 Februari 2025</b>	<b>31 Ogos 2024</b>	<b>31 Ogos 2023</b>	<b>31 Ogos 2022</b>
NAB seunit selepas Pengagihan (RM) *				
- Kelas I	-	0.5273	0.5164	0.5169
- Kelas R	-	0.5230	0.5142	0.5169
<b>Pengagihan bulanan – Mei</b>				
NAB seunit sebelum Pengagihan (RM)				
- Kelas I	-	0.5288	0.5177	0.5174
- Kelas R	-	0.5243	0.5154	0.5173
NAB seunit selepas Pengagihan (RM) *				
- Kelas I	-	0.5287	0.5163	0.5168
- Kelas R	-	0.5242	0.5140	0.5167
<b>Pengagihan bulanan – Jun</b>				
NAB seunit sebelum Pengagihan (RM)				
- Kelas I	-	0.5301	0.5178	0.5178
- Kelas R	-	0.5254	0.5153	0.5175
NAB seunit selepas Pengagihan (RM) *				
- Kelas I	-	0.5300	0.5164	0.5170
- Kelas R	-	0.5253	0.5139	0.5167
<b>Pengagihan bulanan – Julai</b>				
NAB seunit sebelum Pengagihan (RM)				
- Kelas I	-	0.5317	0.5178	0.5178
- Kelas R	-	0.5268	0.5152	0.5173
NAB seunit selepas Pengagihan (RM) *				
- Kelas I	-	0.5315	0.5163	0.5169
- Kelas R	-	0.5266	0.5137	0.5164
<b>Pengagihan bulanan – Ogos</b>				
NAB seunit sebelum Pengagihan (RM)				
- Kelas I	-	0.5330	0.5177	0.5180
- Kelas R	-	0.5279	0.5148	0.5173
NAB seunit selepas Pengagihan (RM) *				
- Kelas I	-	0.5329	0.5171	0.5171
- Kelas R	-	0.5278	0.5142	0.5164
<b>Nisbah Jumlah Perbelanjaan (NJP) (%)<sup>(d)</sup></b>	<b>0.07</b>	<b>0.18</b>	<b>0.18</b>	<b>0.52</b>
<b>Nisbah Pusing Ganti Portfolio (NPGP) (Kali)<sup>(e)</sup> **</b>	<b>4.52</b>	<b>8.49</b>	<b>14.24</b>	<b>11.33</b>

\* Nilai aset bersih seunit selepas pengagihan pendapatan.

\*\* NPGP bagi tempoh kewangan berakhir 28 Februari 2025 lebih rendah berbanding tahun kewangan sebelumnya disebabkan oleh jumlah purata transaksi pelaburan Dana yang lebih rendah dalam tahun kewangan.

**Nota:-**

- a) **Pulangan Modal** =  $\frac{\text{Harga seunit (pada akhir tempoh/tahun)} - 1}{\text{Harga seunit (pada awal tempoh/tahun)}}$
- b) **Pulangan Pendapatan** =  $\frac{\text{Pengagihan Pendapatan seunit}}{\text{NAB seunit pada awal tahun}} \times 100$
- c) **Jumlah Pulangan** =  $(1 + \text{Pulangan Modal}) \times (1 + \text{Pulangan Pendapatan}) - 1$
- d) **Nisbah Jumlah Perbelanjaan** = la dikira dengan mengambil jumlah perbelanjaan sepertimana yang dinyatakan sebagai peratusan setengah tahun daripada jumlah purata NAB Dana.
- e) **Nisbah Pusing Ganti Portfolio** = la dikira dengan mengambil purata jumlah perolehan dan pelupusan pelaburan dalam Dana bagi tempoh setengah tahun dibahagi dengan purata NAB Dana yang dikira pada asas harian.

**1.7 Pegangan Unit pada 28 Februari 2025**

Saiz Pegangan	Kelas I			
	Bilangan Pemegang Unit		Bilangan Pegangan Unit	
	Bilangan	%	Unit	%
Kurang daripada 5,000	-	-	-	-
5,001 hingga 10,000	2	5.56	12,337.48	-
10,001 hingga 50,000	2	5.56	90,074.03	0.03
50,001 hingga 500,000	6	16.67	1,586,196.24	0.53
500,001 dan ke atas	26	72.21	294,893,939.67	99.44
<b>Jumlah Keseluruhan Dana</b>	<b>36</b>	<b>100.00</b>	<b>296,582,547.42</b>	<b>100.00</b>

Saiz Pegangan	Kelas R			
	Bilangan Pemegang Unit		Bilangan Pegangan Unit	
	Bilangan	%	Unit	%
Kurang daripada 5,000	7,452	99.54	831,033.37	11.05
5,001 hingga 10,000	16	0.21	105,152.15	1.40
10,001 hingga 50,000	12	0.16	189,884.06	2.52
50,001 hingga 500,000	6	0.08	913,987.09	12.15
500,001 dan ke atas	1	0.01	5,482,582.12	72.88
<b>Jumlah Keseluruhan Dana</b>	<b>7,487</b>	<b>100.00</b>	<b>7,522,638.79</b>	<b>100.00</b>

## 1.8 Polisi Rebat dan Komisen Ringan

Sebarang rebat yang diterima oleh Pengurus akan dimasukkan ke dalam akaun Dana. Mana-mana komisen ringan (bukan tunai) yang diterima daripada broker dalam bentuk perkhidmatan penyelidikan dan khidmat nasihat bertujuan membantu proses membuat keputusan berkaitan dengan pelaburan Dana boleh disimpan oleh Pengurus.

Bagi tempoh kewangan dalam kajian, Pengurus telah menerima komisen ringan (bukan tunai) bagi pihak Dana, daripada broker dalam bentuk perkhidmatan penyelidikan dan khidmat nasihat yang bermanfaat untuk para Pemegang Unit Dana dan Pengurus juga mengesahkan tidak berlaku pergolakan dagangan.

Untuk dan bagi pihak

Pengurus

**BIMB INVESTMENT MANAGEMENT BERHAD**

Tarikh: 24 April 2025

*Nota:*

*Laporan ini telah diterjemahkan daripada laporan asal (dalam Bahasa Inggeris). Jika terdapat perbezaan, sila rujuk kepada laporan Bahasa Inggeris*



## 2.0 DIRECTORS' DECLARATION REPORT

TO THE UNIT HOLDERS OF **BIMB DANA AL-FAKHIM** ("Fund")

We, being the Directors of BIMB Investment Management Berhad (the "Manager"), do hereby state that, in the opinion of the Manager, the accompanying unaudited financial statements set out on pages 25 to 50 are drawn up in accordance with the provisions of the Deeds and give a true and fair view of the financial position of the Fund as at 28 February 2025 and of its financial performance, changes in equity and cash flows for the financial period then ended in accordance with the provisions of Malaysian Financial Reporting Standards ("MFRS") and International Financial Reporting Standards ("IFRS").

For and on behalf of the Board of Directors,

.....  
**DATO' SERI DR. MOHAMAD ZABIDI AHMAD**  
Non-Executive Independent Director

Kuala Lumpur, Malaysia  
24 April 2025

### 3.0 TRUSTEE'S REPORT

TO THE UNIT HOLDERS OF **BIMB DANA AL-FAKHIM** ("Fund")

We have acted as Trustee of BIMB Dana Al- Fakhim ("the Fund") for the financial period ended 28 February 2025. To the best of our knowledge, BIMB Investment Management Berhad ("the Manager" or "the Management Company") has managed the Fund in accordance with the following:

1. Limitations imposed on the investment powers of the Management Company under the Deed(s), Securities Commission's Guidelines on Unit Trust Funds, the Capital Markets and Services Act 2007 and other applicable laws;
2. The valuation or pricing of the Fund is carried out in accordance with the Deed(s) and applicable regulatory requirements;
3. The creation and cancellation of units of the Fund are carried out in accordance with the Deed(s) and any regulatory requirements; and
4. The distribution of income by the Fund for the period is appropriate and reflects the investment objective of the Fund.

For and on behalf of the Trustee  
**SCBMB Trustee Berhad**

.....  
**LEVINA LIM**  
Trustee Services Manager

.....  
**LEE KAM WENG**  
Trustee Services Manager

Kuala Lumpur, Malaysia  
24 April 2025

#### **4.0 SHARIAH ADVISER'S REPORT**

TO THE UNIT HOLDERS OF **BIMB DANA AL-FAKHIM** ("Fund")

We hereby confirm the following:

1. To the best of our knowledge, after having made all reasonable enquiries, BIMB Investment Management Berhad has operated and managed the Fund for the period covered by these financial statements namely, the semi-annual period ended 28 February 2025, in accordance with Shariah principles and requirements, and complied with the applicable guidelines, rulings or decisions issued by the Securities Commission Malaysia pertaining to Shariah matters; and
2. The assets of the Fund comprise instruments that have been classified as Shariah-compliant.

For and on behalf of the Shariah Adviser,  
**BIMB SECURITIES SDN BHD**

.....  
**MUHAMMAD SHAHIER SA'MIN**  
Designated Shariah Person

Kuala Lumpur, Malaysia  
24 April 2025

## 5.0 FINANCIAL STATEMENTS (UNAUDITED)

### BIMB DANA AL-FAKHIM

#### STATEMENT OF COMPREHENSIVE INCOME FOR THE FINANCIAL PERIOD ENDED 28 FEBRUARY 2025

	<u>Note</u>	1.9.2024 to 28.2.2025 RM	1.9.2023 to 29.2.2024 RM
<b>INVESTMENT INCOME</b>			
Profit income from Islamic deposits with licensed Islamic financial institutions at fair value through profit or loss		3,994,837	653,689
Profit income from Islamic deposits with licensed Islamic financial institutions at amortised cost		-	251,601
		<u>3,994,837</u>	<u>905,290</u>
<b>EXPENSES</b>			
Management fee	4	114,251	33,891
Trustee's fee	5	21,098	8,975
Audit fee		4,950	4,978
Tax agent's fee		748	752
Shariah Adviser's fee		875	-
Administrative expenses		91	4,734
		<u>142,013</u>	<u>53,330</u>
<b>PROFIT BEFORE FINANCE COST AND TAXATION</b>		3,852,824	851,960
Finance cost	10	<u>(341,871)</u>	<u>(195,187)</u>
<b>PROFIT BEFORE TAXATION</b>		3,510,953	656,773
Taxation	6	<u>-</u>	<u>-</u>
<b>PROFIT AFTER TAXATION AND TOTAL COMPREHENSIVE INCOME FOR THE FINANCIAL PERIOD</b>		<u>3,510,953</u>	<u>656,773</u>
Total comprehensive income for the period consists of:			
Realised amount		<u>3,510,953</u>	<u>656,773</u>

The accompanying notes to the financial statements form an integral part of these financial statements.

BIMB DANA AL-FAKHIM

STATEMENT OF COMPREHENSIVE INCOME  
FOR THE FINANCIAL PERIOD ENDED 28 FEBRUARY 2025 (CONTINUED)

	Note	1.9.2024 to 28.2.2025 RM	1.9.2023 to 29.2.2024 RM
Distribution for the Financial period	10		
Distribution on 27 September 2024 / 27 September 2023			
Net distributions (RM)		<u>37,465</u>	<u>58,493</u>
Net distributions per unit (sen)			
- I-Class		<u>0.011</u>	<u>0.07</u>
- R-Class		<u>0.015</u>	<u>0.07</u>
Gross distributions per unit (sen)			
- I-Class		<u>0.015</u>	<u>0.07</u>
- R-Class		<u>0.015</u>	<u>0.07</u>
Distribution on 28 October 2024 / 27 October 2023			
Net distributions (RM)		<u>48,875</u>	<u>42,269</u>
Net distributions per unit (sen)			
- I-Class		<u>0.008</u>	<u>0.05</u>
- R-Class		<u>0.011</u>	<u>0.05</u>
Gross distributions per unit (sen)			
- I-Class		<u>0.011</u>	<u>0.05</u>
- R-Class		<u>0.011</u>	<u>0.05</u>
Distribution on 27 November 2024 / 27 November 2023			
Net distributions (RM)		<u>82,010</u>	<u>33,845</u>
Net distributions per unit (sen)			
- I-Class		<u>0.006</u>	<u>0.04</u>
- R-Class		<u>0.008</u>	<u>0.04</u>
Gross distributions per unit (sen)			
- I-Class		<u>0.008</u>	<u>0.04</u>
- R-Class		<u>0.008</u>	<u>0.04</u>

The accompanying notes to the financial statements form an integral part of these financial statements.

BIMB DANA AL-FAKHIM

STATEMENT OF COMPREHENSIVE INCOME  
FOR THE FINANCIAL PERIOD ENDED 28 FEBRUARY 2025 (CONTINUED)

	Note	1.9.2024 to 28.2.2025 RM	1.9.2023 to 29.2.2024 RM
Distribution for the financial period: (continued)	<u>10</u>		
Distribution on 27 December 2024 / 27 December 2023			
Net distributions (RM)		<u>69,839</u>	<u>34,086</u>
Net distributions per unit (sen)			
- I-Class		<u>0.015</u>	<u>0.04</u>
- R-Class		<u>0.020</u>	<u>0.04</u>
Gross distributions per unit (sen)			
- I-Class		<u>0.020</u>	<u>0.04</u>
- R-Class		<u>0.020</u>	<u>0.04</u>
Distribution on 27 January 2025 / 26 January 2024			
Net distributions (RM)		<u>63,684</u>	<u>12,288</u>
Net distributions per unit (sen)			
- I-Class		<u>0.013</u>	<u>0.012</u>
- R-Class		<u>0.017</u>	<u>0.012</u>
Gross distributions per unit (sen)			
- I-Class		<u>0.017</u>	<u>0.012</u>
- R-Class		<u>0.017</u>	<u>0.012</u>
Distribution on 26 February 2025 / 27 February 2024			
Net distributions (RM)		<u>45,605</u>	<u>14,201</u>
Net distributions per unit (sen)			
- I-Class		<u>0.011</u>	<u>0.015</u>
- R-Class		<u>0.015</u>	<u>0.015</u>
Gross distributions per unit (sen)			
- I-Class		<u>0.015</u>	<u>0.015</u>
- R-Class		<u>0.015</u>	<u>0.015</u>

The accompanying notes to the financial statements form an integral part of these financial statements.

BIMB DANA AL-FAKHIM

STATEMENT OF FINANCIAL POSITION  
AS AT 28 FEBRUARY 2025

	<u>Note</u>	As at <u>28.2.2025</u> RM	As at <u>31.8.2024</u> RM
<b>ASSETS</b>			
Cash and cash equivalents (Shariah-compliant)	8	17,824,573	35,038,493
Financial assets at fair value through profit or loss (Shariah-compliant)	7	147,056,462	97,769,424
Amount due from Manager		<u>4,297</u>	<u>4,109</u>
<b>TOTAL ASSETS</b>		<u>164,885,332</u>	<u>132,812,026</u>
<b>LIABILITIES</b>			
Amount due to Manager		983	7,275
Accrued management fee		14,761	11,881
Amount due to Trustee		2,693	2,068
Shariah Adviser's fee payable		2,333	2,333
Withholding tax payable		56,427	9,779
Other payables and accruals		<u>29,048</u>	<u>24,671</u>
<b>TOTAL LIABILITIES</b>		<u>106,245</u>	<u>58,007</u>
<b>NET ASSET VALUE ("NAV") OF THE FUND*</b>		<u>164,779,087</u>	<u>132,754,019</u>
<b>FAIR VALUE OF OUTSTANDING UNITS</b>			
- I-Class		160,749,070	128,250,820
- R-Class		<u>4,030,017</u>	<u>4,503,199</u>
		<u>164,779,087</u>	<u>132,754,019</u>
<b>NUMBER OF UNITS IN CIRCULATION (UNITS)</b>			
- I-Class	9	296,582,547	240,617,976
- R-Class	9	<u>7,522,639</u>	<u>8,530,546</u>
		<u>304,105,186</u>	<u>249,148,522</u>
<b>NET ASSET VALUE ("NAV") PER UNIT (SEN)</b>			
- I-Class		54.20	53.30
- R-Class		<u>53.57</u>	<u>52.79</u>

The accompanying notes to the financial statements form an integral part of these financial statements.

BIMB DANA AL-FAKHIM

STATEMENT OF CHANGES IN NET ASSETS ATTRIBUTABLE TO UNIT  
HOLDERS FOR THE FINANCIAL PERIOD ENDED 28 FEBRUARY 2025

	As at <u>28.2.2025</u> RM	As at <u>31.8.2024</u> RM
NET ASSETS ATTRIBUTABLE TO UNIT HOLDERS AT THE BEGINNING OF THE FINANCIAL PERIOD/YEAR	132,754,019	58,684,627
Movement due to units created and cancelled during the financial period/year:		
- Creation of units from applications		
- I-Class	486,562,297	163,876,630
- R-Class	<u>1,169,567</u>	<u>2,182,877</u>
	<u>487,731,863</u>	<u>166,059,507</u>
- Creation of units from distribution		
- I-Class	254,605	248,924
- R-Class	<u>6,865</u>	<u>27,219</u>
	<u>261,470</u>	<u>276,143</u>
- Cancellation of units		
- I-Class	(457,768,584)	(91,637,874)
- R-Class	<u>(1,714,703)</u>	<u>(2,869,933)</u>
	<u>(459,483,287)</u>	<u>(94,507,807)</u>
Distributions (Note 10)	<u>4,069</u>	<u>-</u>
Increase in net assets attributable to unit holders during the financial period/year	3,510,953	2,241,549
NET ASSETS ATTRIBUTABLE TO UNIT HOLDERS AT THE END OF THE FINANCIAL PERIOD/YEAR	<u><u>164,779,087</u></u>	<u><u>132,754,019</u></u>

The accompanying notes to the financial statements form an integral part of these financial statements.



BIMB DANA AL-FAKHIM

STATEMENT OF CASH FLOWS  
FOR THE FINANCIAL PERIOD ENDED 28 FEBRUARY 2025

	<u>Note</u>	1.9.2024 to <u>28.2.2025</u> RM	1.9.2023 to <u>29.2.2024</u> RM
<b>CASH FLOWS FROM OPERATING ACTIVITIES</b>			
Placement of Islamic deposits with licensed Islamic financial institutions		941,996,993	171,197,401
Proceeds from maturity of Islamic deposits with licensed Islamic financial institutions		(973,493,712)	(196,470,399)
Profit income received from Islamic deposits with licensed Islamic financial institutions		3,994,837	905,290
Management fee paid		(111,371)	(34,567)
Trustee fee paid		(20,473)	(10,149)
Audit fee paid		-	(5,920)
Tax agent fee paid		(1,213)	(1,166)
Distribution payable		(341,871)	-
Payment for administrative expenses		(16,514)	(9,856)
<b>NET CASH USED IN OPERATING ACTIVITIES</b>		<u>(30,766,114)</u>	<u>(24,429,365)</u>
<b>CASH FLOWS FROM FINANCING ACTIVITIES</b>			
Cash proceeds from creation of units		487,993,145	17,950,898
Payments for cancellation of units		(459,489,580)	(27,649,321)
<b>NET CASH USED IN FINANCING ACTIVITIES</b>		<u>28,503,565</u>	<u>(9,698,423)</u>
Net decrease in cash and cash equivalents		(2,262,549)	(34,127,788)
Cash and cash equivalents at the beginning of the financial year		<u>35,038,493</u>	<u>46,531,664</u>
Cash and cash equivalents at the end of the financial period	8	<u><u>32,775,944</u></u>	<u><u>12,403,876</u></u>
Cash and cash equivalents comprise:			
Commodity Murabahah		22,407,229	11,983,130
Wafiyah Investment Account		10,213,776	-
Cash at bank		154,938	420,746
	8	<u><u>32,775,944</u></u>	<u><u>12,403,876</u></u>

The accompanying notes to the financial statements form an integral part of these financial statements.

## BIMB DANA AL-FAKHIM

### NOTES TO THE FINANCIAL STATEMENTS FOR THE FINANCIAL PERIOD ENDED 28 FEBRUARY 2025

#### 1 INFORMATION ON THE FUND

BIMB Dana Al-Fakhim (hereinafter referred to as “the Fund”) was constituted pursuant to the execution of a Deed dated 6 December 2001 and the various Supplemental Deeds (collectively referred to as “Deeds”) between the Manager - BIMB Investment Management Berhad and the Trustee – SCBMB Trustee.

The principal activity of the Fund is to invest in authorised investments as defined in the Deed, which include Islamic debt securities and Shariah-compliant short term placements.

The Manager, BIMB Investment Management Berhad, a company incorporated in Malaysia, is a subsidiary of Bank Islam Malaysia Berhad.

#### 2 SUMMARY OF SIGNIFICANT ACCOUNTING POLICIES

The following accounting policies have been used consistently in dealing with items which are considered material in relation to the financial statements:

(a) Basis of preparation

The financial statements of the Fund have been prepared in accordance with Malaysian Financial Reporting Standards (“MFRS”) and International Financial Reporting Standards (“IFRS”).

The financial statements have been prepared under the historical cost convention, as modified by the revaluation of financial assets at fair value through profit or loss (“FVTPL”).

The preparation of financial statements in conformity with MFRS and IFRS requires the use of certain critical accounting estimates and assumptions that affect the reported amounts of assets and liabilities and disclosure of contingent assets and liabilities at the date of the financial statements, and the reported amounts of revenues and expenses during the reported period/year.

It also requires the Manager to exercise their judgement in the process of applying the Fund’s accounting policies. Although these estimates and assumptions are based on the Manager’s best knowledge of current events and actions, actual results may differ.

The areas involving a higher degree of judgement or complexity, or areas where assumptions and estimates are significant to the financial statements are disclosed in Note 2(k) to the financial statements.

## BIMB DANA AL-FAKHIM

### NOTES TO THE FINANCIAL STATEMENTS FOR THE FINANCIAL PERIOD ENDED 28 FEBRUARY 2025 (CONTINUED)

#### 2 SUMMARY OF SIGNIFICANT ACCOUNTING POLICIES (CONTINUED)

##### (a) Basis of preparation (continued)

- (i) Standards, amendments, to published standards and interpretations to existing standard that are effective:

There are no other standards, amendments to standards or interpretations that are effective for annual periods beginning on 1 September 2024 that have a material effect on the financial statements of the Fund.

- (ii) Standards and amendments that have been issued but not yet effective:

A number of new standards and amendments to standards and interpretations are effective for the financial period beginning after 1 September 2024. None of these is expected to have a significant effect on the financial statements of the Fund, except the following set out below:

Amendments to MFRS 101 'Classification of liabilities as current or non-current' clarify that liabilities are classified as either current or non-current, depending on the rights that exist at the end of the reporting period/year. Classification is unaffected by the entity's expectations or events after the reporting date (e.g. the receipt of a waiver or a breach of covenant).

The amendment is effective for the annual financial reporting year beginning on or after 1 September 2025.

The amendment shall be applied retrospectively.

##### (b) Financial assets

- (i) Recognition and initial measurement

A financial instrument is recognised in the statement of financial position when, and only when, the Fund becomes a party to the contractual provisions of the instrument.

A financial asset (unless it is a trade receivable without significant financing component) or a financial liability is initially measured at fair value plus or minus, for an item not at fair value through profit or loss, transaction costs that are directly attributable to its acquisition or issuance. A trade receivable without a significant financing component is initially measured at the transaction price.

Categories of financial assets are determined on initial recognition and are not reclassified subsequent to their initial recognition unless the Fund changes its business model for managing financial assets in which case all affected financial assets are reclassified on the first day of the first reporting year following the change of the business model.

NOTES TO THE FINANCIAL STATEMENTS  
FOR THE FINANCIAL PERIOD ENDED 28 FEBRUARY 2025 (CONTINUED)

2 SUMMARY OF SIGNIFICANT ACCOUNTING POLICIES (CONTINUED)

(b) Financial assets (continued)

(i) Recognition and initial measurement (continued)

The Fund categorises financial instruments as follows:

(a) Amortised cost

Amortised cost category comprises financial assets that are held within a business model whose objective is to hold assets to collect contractual cash flows and its contractual terms give rise on specified dates to cash flows that are solely payments of principal and profit on the principal amount outstanding. The financial assets are not designated as fair value through profit or loss. Subsequent to initial recognition, these financial assets are measured at amortised cost using the effective profit method. The amortised cost is reduced by impairment losses. Profit income, foreign exchange gains and losses and impairment are recognised in profit or loss.

Profit income is recognised by applying effective profit rate to the gross carrying amount except for credit impairment financial assets (see Note 2 (b)(iv)) where the effective profit rate is applied to the amortised cost.

(b) Fair value through profit or loss

All financial assets not measured at amortised cost or fair value through other comprehensive income as described above are measured at fair value through profit or loss. On initial recognition, the Fund may irrevocably designate a financial asset that otherwise meets the requirements to be measured at amortised cost or at fair value through other comprehensive income as at fair value through profit or loss if doing so eliminates or significantly reduces an accounting mismatch that would otherwise arise.

Islamic deposits with licensed Islamic financial institutions are stated at fair value. Due to the short-term nature of the Islamic deposits, the cost plus accrued profit calculated based on the effective profit rate method over the period from the date of placement to the date of maturity of the respective Islamic deposits is the reasonable estimate of fair value.

Financial assets categorised as fair value through profit or loss are subsequently measured at their fair value.

## BIMB DANA AL-FAKHIM

### NOTES TO THE FINANCIAL STATEMENTS FOR THE FINANCIAL PERIOD ENDED 28 FEBRUARY 2025 (CONTINUED)

#### 2 SUMMARY OF SIGNIFICANT ACCOUNTING POLICIES (CONTINUED)

##### (b) Financial assets (continued)

###### (ii) Financial instrument categories and subsequent measurement

All financial assets, except for those measured at fair value through profit or loss, are subject to impairment assessment (see Note 2(b)(iv)).

###### (iii) Derecognition

A financial asset or part of it is derecognised when, and only when, the contractual rights to the cash flows from the financial asset expire or the financial asset is transferred to another party without retaining control or substantially all risks and rewards of the asset. On derecognition of a financial asset, the difference between the carrying amount and the sum of the consideration received (including any new asset obtained less any new liability assumed) and any cumulative gain or loss that had been recognised in equity is recognised in profit or loss.

A financial liability or a part of it is derecognised when, and only when, the obligation specified in the contract is discharged or cancelled or expired. On derecognition of a financial liability, the difference between the carrying amount of the financial liability extinguished or transferred to another party and the consideration paid, including any non-cash assets transferred or liabilities assumed, is recognised in profit or loss.

###### (iv) Impairment for assets carried at amortised cost

The Fund measures credit risk and expected credit loss ("ECL") using probability of default, exposure at default and loss given default. The Manager considers both historical analysis and forward-looking information in determining any ECL. The Manager considers the probability of default to be close to zero as these instruments have a low risk of default and the counterparties have a strong capacity to meet their contractual obligations in the near term. As a result, no loss allowance has been recognised based on 12-month ECL as any such impairment would be wholly insignificant to the Fund.

###### Significant increase in credit risk

A significant increase in credit risk is defined by management as any contractual payment which is more than 90 days past due.

###### Definition of default and credit-impaired financial assets

Any contractual payment which is more than 90 days past due is considered credit impaired.

## BIMB DANA AL-FAKHIM

### NOTES TO THE FINANCIAL STATEMENTS FOR THE FINANCIAL PERIOD ENDED 28 FEBRUARY 2025 (CONTINUED)

#### 2 SUMMARY OF SIGNIFICANT ACCOUNTING POLICIES (CONTINUED)

(b) Financial assets (continued)

(iv) Impairment for assets carried at amortised cost (continued)

Write-off

The Fund writes off financial assets, in whole or in part, when it has exhausted all practical recovery efforts and has concluded there is no reasonable expectation of recovery. The assessment of no reasonable expectation of recovery is based on unavailability of obligor's sources of income or assets to generate sufficient future cash flows to pay the amount. The Fund may write-off financial assets that are still subject to enforcement activity. Subsequent recoveries of amounts previously written off will result in impairment gains. There are no write-offs/recoveries during the financial period/year.

(c) Financial liabilities

The categories of financial liabilities at initial recognition are as follows:

Amortised cost

Other financial liabilities not categorised as fair value through profit or loss are subsequently measured at amortised cost using the effective profit method.

(d) Income recognition

Profit income from Islamic deposits with licensed Islamic financial institutions is recognised on an accrual basis using the effective profit method.

Profit income is calculated by applying the effective profit rate to the gross carrying amount of a financial asset except for financial assets that subsequently become credit-impaired. For credit-impaired financial assets the effective profit rate is applied to the net carrying amount of the financial assets (after deduction of the loss allowance).

(e) Cash and cash equivalents (Shariah-compliant)

Cash and cash equivalents (Shariah-compliant) consist of cash at bank and short term placements with licensed Islamic financial institutions which have insignificant risk of changes in fair value with original maturities of 3 months or less, and are used by the Fund in the management of its short term commitments.

Cash and cash equivalents (Shariah-compliant) are categorised and measured as amortised cost.

## BIMB DANA AL-FAKHIM

### NOTES TO THE FINANCIAL STATEMENTS FOR THE FINANCIAL PERIOD ENDED 28 FEBRUARY 2025 (CONTINUED)

#### 2 SUMMARY OF SIGNIFICANT ACCOUNTING POLICIES (CONTINUED)

(f) Income tax

Income tax expense comprises current tax. Current tax is recognised in profit or loss except to the extent that it relates to items recognised directly in equity or other comprehensive income.

Current tax is the expected tax payable on the taxable income for the period/year, using tax rates enacted or substantively enacted at the statement of financial position date.

(g) Unit holders' capital

The unit holders' contribution to the Fund meet the definition of puttable instruments classified as financial liability under MFRS 132 "Financial Instruments: Presentation".

The Fund issues cancellable units, in two classes of units, known respectively as I-Class and R-class, which are cancelled at the unit holder's option and do not have identical features. Cancellable units can be put back to the Fund at any time for cash equal to a proportionate share of the Fund's NAV of respective classes. The outstanding units are carried at the redemption amount that is payable at the date of statement of financial position if the unit holder exercises the right to put the unit back to the Fund.

Units are created and cancelled at the unit holder's option at prices based on the Fund's NAV per unit of respective classes at the close of business on the relevant dealing day. The Fund's NAV per unit of respective classes is calculated by dividing the net assets attributable to unit holders of respective classes with the total number of outstanding units of respective classes. In accordance with the Securities Commission's ("SC") Guidelines on Unit Trust Fund in Malaysia, investment positions are valued based on the last traded market price for the purpose of determining the NAV per unit for creation and cancellations.

(h) Increase in net assets attributable to unit holders

Income not distributed is included in net assets attributable to unit holders.

(i) Functional and presentation currency

Items included in the financial statements of the Funds are measured using the currency of the primary economic environment in which the Fund operates (the "functional currency"). The financial statements are presented in Ringgit Malaysia ("RM"), which is the Funds functional and presentation currency.

(j) Finance cost

A distribution to the Fund's unit holders is accounted for as a finance cost in the statement of comprehensive income, when they are appropriately authorised and no longer at the discretion of the Fund. A proposed distribution is recognised as a liability in the year in which it is approved by the Trustee.

## BIMB DANA AL-FAKHIM

### NOTES TO THE FINANCIAL STATEMENTS FOR THE FINANCIAL PERIOD ENDED 28 FEBRUARY 2025 (CONTINUED)

#### 2 SUMMARY OF SIGNIFICANT ACCOUNTING POLICIES (CONTINUED)

##### (k) Use of estimates and judgements

The preparation of financial statements in conformity with MFRS requires management to make judgements, estimates and assumptions that affect the application of accounting policies and the reported amounts of assets, liabilities, income and expenses. Actual results may differ from these estimates.

Estimates and underlying assumptions are reviewed on an ongoing basis. Revisions to accounting estimates are recognised in the period/year in which the estimate is revised and in any future years affected.

There are no significant areas of estimation uncertainty and critical judgements in applying accounting policies that have significant effect on the amounts recognised in the financial statements.

#### 3 FINANCIAL INSTRUMENTS AND FINANCIAL RISK MANAGEMENT

Financial instruments of the Fund are as follows:

	Financial asset at fair value through profit or loss	Financial asset at amortised cost	Total
	RM	RM	RM
<u>As at 28.2.2025</u>			
Cash and cash equivalents (Shariah-compliant)	-	17,824,573	17,824,573
Islamic deposits with licensed Islamic financial institutions	147,056,462	-	147,056,462
Amount due from Manager	-	4,297	4,297
	<u>147,056,462</u>	<u>17,828,870</u>	<u>164,885,332</u>
<u>As at 31.8.2024</u>			
Cash and cash equivalents (Shariah-compliant)	-	35,038,493	35,038,493
Islamic deposits with licensed Islamic financial institutions	97,769,424	-	97,769,424
Amount due from Manager	-	4,109	4,109
	<u>97,769,424</u>	<u>35,042,602</u>	<u>132,812,026</u>

All liabilities are financial liabilities which are carried at amortised cost.



## BIMB DANA AL-FAKHIM

### NOTES TO THE FINANCIAL STATEMENTS FOR THE FINANCIAL PERIOD ENDED 28 FEBRUARY 2025 (CONTINUED)

#### 3 FINANCIAL INSTRUMENTS AND FINANCIAL RISK MANAGEMENT (CONTINUED)

The Fund seeks to provide regular stream of income by investing in short-term Sukuk, Islamic money market instruments and placement in short-term Islamic deposits.

The Fund is exposed to a variety of risks which include market risk (inclusive of profit rate risk), credit risk, liquidity risk, capital risk and Shariah status reclassification risk.

Financial risk management is carried out through internal control process adopted by the Manager and adherence to the investment restrictions as stipulated in the Deeds and the Guidelines.

(a) Market risk

(i) Profit rate risk

Profit rate risk is a general economic indicator that will have an impact on the management of the Fund.

It does not in any way suggest that this Fund will invest in conventional financial instruments. All investment carried out for the Fund including placements and Islamic deposits are in accordance with Shariah.

Fair value profit rate risk is the risk that the value of a financial instrument will fluctuate due to changes in market profit rates.

The Fund's exposure to the fair value profit rate risk arises from Islamic deposits with licensed Islamic financial institutions. The Manager overcomes the exposure by placing Islamic deposits with licensed financial institutions with fixed rates of profit and maturity.

Cash flow profit rate risk is the risk that the future cash flows of a financial instrument will fluctuate because of changes in market profit rates. The Fund is not exposed to cash flow profit rate risk as the Fund does not hold any financial instruments at variable profit rate.

The weighted average effective profit rate per annum is as follows:

	<u>As at</u> <u>28.2.2025</u>	<u>As at</u> <u>31.8.2024</u>
	%	%
All Islamic deposits with licensed Islamic financial institutions	<u>3.85</u>	<u>3.74</u>

## BIMB DANA AL-FAKHIM

### NOTES TO THE FINANCIAL STATEMENTS FOR THE FINANCIAL PERIOD ENDED 28 FEBRUARY 2025 (CONTINUED)

#### 3 FINANCIAL INSTRUMENTS AND FINANCIAL RISK MANAGEMENT (CONTINUED)

##### (b) Credit risk

Credit risk refers to the possibility that the issuer of an instrument will not be able to make timely payments of profit or principal repayment on the maturity date. This may lead to a default in the payment of principal and profit and ultimately a reduction in the value of the Fund.

In the case of the Fund, the Manager will endeavour to minimise this risk by selecting only licensed Islamic financial institutions having a minimum credit rating of P1 as rated by RAM or MARC-1 as rated by MARC or its equivalent rating by any other local/international recognised credit rating agencies and securities guaranteed by the Malaysian government, Bank Negara Malaysia or other government-related agencies.

For amount due from Manager, the settlement terms of the proceeds from the creation of units receivable from the Manager are governed by the Securities Commission's Guidelines on Unit Trust Funds in Malaysia.

The following table sets out the credit risk concentration of the Fund:

	Cash and Cash equivalents (Shariah-compliant) RM	Financial assets at fair value through profit or loss RM	Amount due from Manager RM	Total RM
<u>As at 28.2.2025</u>				
Finance				
- AAA	4,908,524	60,593,515	-	65,502,039
- AA1	1,520,508	9,306,094	-	10,826,602
- AA+	-	29,365,000	-	29,365,000
- AA3	-	23,381,363	-	23,381,363
- A+	5,034,877	4,571,451	-	9,606,328
- A1	6,360,664	19,839,039	-	26,199,703
Others (Not-rated)	-	-	4,297	4,297
	<u>17,824,573</u>	<u>147,056,462</u>	<u>4,297</u>	<u>164,885,332</u>
<u>As at 31.8.2024</u>				
Finance				
- AAA	15,753,427	29,985,133	-	45,738,560
- AA+	-	16,050,000	-	16,050,000
- AA3	4,360,458	23,747,185	-	28,107,643
- AA-	6,901,620	-	-	6,901,620
- A2	8,022,988	12,758,918	-	20,781,906
- A-	-	15,228,188	-	15,228,188
Others (Not-rated)	-	-	4,109	4,109
	<u>35,038,493</u>	<u>97,769,424</u>	<u>4,109</u>	<u>132,812,026</u>

All the financial assets of the Fund as at end of the financial period/year are neither past due nor impaired.

## BIMB DANA AL-FAKHIM

### NOTES TO THE FINANCIAL STATEMENTS FOR THE FINANCIAL PERIOD ENDED 28 FEBRUARY 2025 (CONTINUED)

#### 3 FINANCIAL INSTRUMENTS AND FINANCIAL RISK MANAGEMENT (CONTINUED)

##### (c) Liquidity risk

Liquidity risk is the risk that the Fund will not be able to meet its financial obligations as they fall due. The Fund's exposure to liquidity risk arises principally from its amount due to Manager, accrued management fee, amount due to Trustee, Shariah Adviser's fee payable and other payables which are due within one year.

The Fund maintains sufficient level of Islamic liquid assets, after consultation with the Trustee, to meet anticipated payments and cancellation of units by unit holders. Islamic liquid assets comprise cash at bank and other instruments, which are capable of being converted into cash within 7 days.

The table below summarises the Fund's financial liabilities into relevant maturity groupings based on the remaining period as at the statement of financial position date to the contractual maturity date. The amounts in the table are the contractual undiscounted cash flows.

	Less than 1 month RM	Between 1 month to 1 year RM	Total RM
<u>As at 28.2.2025</u>			
Amount due to Manager	983	-	983
Accrued management fee	14,761	-	14,761
Amount due to Trustee	2,693	-	2,693
Shariah Adviser's fee payable	-	2,333	2,333
Other payables and accruals	-	29,048	29,048
Contractual undiscounted cash flows	<u>18,437</u>	<u>31,381</u>	<u>49,818</u>
<u>As at 31.8.2024</u>			
Amount due to Manager	7,275	-	7,275
Accrued management fee	11,881	-	11,881
Amount due to Trustee	2,068	-	2,068
Shariah Adviser's fee payable	-	2,333	2,333
Other payables and accruals	-	24,671	24,671
Contractual undiscounted cash flows	<u>21,224</u>	<u>27,004</u>	<u>48,228</u>

##### (d) Capital risk management

The Fund's capital is represented by the unit holders' capital in the statement of financial position. The Manager of the Fund monitors the adequacy of capital on an ongoing basis. There is no external capital requirement imposed on the Fund.

## BIMB DANA AL-FAKHIM

### NOTES TO THE FINANCIAL STATEMENTS FOR THE FINANCIAL PERIOD ENDED 28 FEBRUARY 2025 (CONTINUED)

#### 3 FINANCIAL INSTRUMENTS AND FINANCIAL RISK MANAGEMENT (CONTINUED)

(e) Shariah status reclassification risk

This risk refers to the risk of a possibility that the currently held Islamic deposits or Islamic money market instruments invested by the Fund may be reclassified or declared as Shariah non-compliant by the relevant authority or the Shariah Adviser. If this occurs, the Manager will take the necessary steps to dispose of or withdraw such investments. There may be opportunity loss to the Fund due to the Fund not being allowed to retain the excess capital gains derived from the disposal of the said investments.

(f) Fair value estimation

Fair value is defined as the price that would be received to sell an asset or paid to transfer a liability in an orderly transaction between market participants at the measurement date (i.e. an exit price).

The fair value of financial assets traded in active markets (such as trading Shariah-compliant securities) are based on quoted market prices at the close of trading on the financial period/year end date. The Fund utilises the last traded market price for financial assets where the last traded price falls within the bid-ask spread. In circumstances where the last traded price is not within the bid-ask spread, the Manager will determine the point within the bid-ask spread that is most representative of the fair value.

An active market is a market in which transactions for the asset or liability take place with sufficient frequency and volume to provide pricing information on an ongoing basis.

The fair value of financial assets that are not traded in an active market is determined by using valuation techniques.

(i) Fair value hierarchy

The table below analyses financial instruments carried at fair value. The different levels have been defined as follows:

- Quoted prices (unadjusted) in active market for identical assets or liabilities (Level 1)
- Inputs other than quoted prices included within Level 1 that are observable for the asset or liability, either directly (that is, as prices) or indirectly (that is, derived from prices) (Level 2)
- Inputs for the asset and liability that are not based on observable market data (that is, unobservable inputs) (Level 3)

The level in the fair value hierarchy within which the fair value measurement is categorised in its entirety is determined on the basis of the lowest level input that is significant to the fair value measurement in its entirety. For this purpose, the significance of an input is assessed against the fair value measurement in its entirety.

BIMB DANA AL-FAKHIM

NOTES TO THE FINANCIAL STATEMENTS  
FOR THE FINANCIAL PERIOD ENDED 28 FEBRUARY 2025 (CONTINUED)

3 FINANCIAL INSTRUMENTS AND FINANCIAL RISK MANAGEMENT (CONTINUED)

(f) Fair value estimation (continued)

(i) Fair value hierarchy (continued)

If a fair value measurement uses observable inputs that require significant adjustment based on unobservable inputs, that measurement is a Level 3 measurement.

Assessing the significance of a particular input to the fair value measurement in its entirety requires judgement, considering factors specific to the asset or liability.

The determination of what constitutes 'observable' requires significant judgement by the Fund. The Fund considers observable data to be that market data that is readily available, regularly distributed or updated, reliable and verifiable, not proprietary, and provided by independent sources that are actively involved in the relevant market.

	<u>Level 1</u> RM	<u>Level 2</u> RM	<u>Level 3</u> RM	<u>Total</u> RM
<u>As at 28.2.2025</u>				
Financial assets at fair value through profit or loss:				
- Islamic deposits with licensed Islamic financial institutions	-	<u>147,056,462</u>	-	<u>147,056,462</u>
<u>As at 31.8.2024</u>				
Financial assets at fair value through profit or loss:				
- Islamic deposits with licensed Islamic financial institutions	-	<u>97,769,424</u>	-	<u>97,769,424</u>

Financial instruments that trade in markets that are considered to be active but are valued based on quoted market prices, dealer quotations or alternative pricing sources supported by observable inputs are classified within Level 2. As Level 2 instruments include positions that are not traded in active markets and/or are subject to transfer restrictions, valuations may be adjusted to reflect illiquidity and/or non-transferability, which are generally based on available market information. The Fund's policies on valuation of these financial assets are stated in Note 2(b).

- (ii) The carrying values of cash and cash equivalents (Shariah-compliant), amount due from Manager and all current liabilities are a reasonable approximation of their fair values due to their short-term nature.

## BIMB DANA AL-FAKHIM

### NOTES TO THE FINANCIAL STATEMENTS FOR THE FINANCIAL PERIOD ENDED 28 FEBRUARY 2025 (CONTINUED)

#### 4 MANAGEMENT FEE

The manager's fee payable to the Manager of the Fund is based on 0.10% for I-Class and 0.50% for R-Class (28.2.2024: 0.10% for I-Class and 0.50% for R-Class) per annum for each class of the net asset value of the Fund calculated on a daily basis.

There will be no further liability to the Manager in respect of management fee other than amounts recognised above.

#### 5 TRUSTEE'S FEE

The Trustee's fee payable to the Trustee of the Fund is based on 0.02% (28.2.2024: 0.02%) per annum subject to a minimum of RM18,000 (28.2.2024: RM18,000) of the net asset value of the Fund calculated on a daily basis.

#### 6 TAXATION

	<u>1.9.2024 to</u> <u>28.2.2025</u> RM	<u>1.9.2023 to</u> <u>29.2.2024</u> RM
Taxation		
- Current taxation	-	-

A numerical reconciliation between the profit before taxation multiplied by the Malaysian statutory income tax rate and tax expense of the Fund is as follows:

	<u>1.9.2024 to</u> <u>28.2.2025</u> RM	<u>1.9.2023 to</u> <u>29.2.2024</u> RM
Profit before taxation	3,852,824	851,961
Taxation at Malaysian statutory rate of 24% (29.2.2024:24%)	924,678	204,471
Tax effects of:		
- Investment income not subject to tax	(958,761)	(217,270)
- Expenses not deductible for tax purposes	5,475	2,362
- Restrictions on the tax deductible expenses for unit trust funds	28,608	10,437
	-	-

## BIMB DANA AL-FAKHIM

### NOTES TO THE FINANCIAL STATEMENTS FOR THE FINANCIAL PERIOD ENDED 28 FEBRUARY 2025 (CONTINUED)

#### 7 FINANCIAL ASSETS AT FAIR VALUE THROUGH PROFIT OR LOSS (SHARIAH-COMPLIANT)

	<u>As at</u> <u>28.2.2025</u>	<u>As at</u> <u>31.8.2024</u>
	RM	RM
Islamic deposits with licensed Islamic financial institutions*:		
Commodity Murabahah*	123,675,098	74,022,238
Wafiyah Investment Account**	<u>23,381,364</u>	<u>23,747,186</u>
	<u>147,056,462</u>	<u>97,769,424</u>

\* Included within the Islamic deposits with licensed Islamic financial institutions is profit receivable amounting to RM1,222,698 (31.8.2024: RM787,703).

\*\* Wafiyah Investment Account is placed with Bank Islam Malaysia Berhad, the holding company of the Manager.

The weighted average effective profit rate per annum is as follows:

	<u>As at</u> <u>28.2.2025</u>	<u>As at</u> <u>31.8.2024</u>
	%	%
Islamic deposits with licensed Islamic financial institutions	<u>3.87</u>	<u>3.76</u>

Islamic deposits with licensed Islamic financial institutions of the Fund have an average maturity of 64 days (31.8.2024: 73 days).

#### 8 CASH AND CASH EQUIVALENTS (SHARIAH-COMPLIANT)

	<u>As at</u> <u>28.2.2025</u>	<u>As at</u> <u>31.8.2024</u>
	RM	RM
Islamic deposits with licensed Islamic financial institutions:		
Commodity Murabahah	17,669,635	30,518,579
Wafiyah Investment Account*	<u>-</u>	<u>4,360,458</u>
	17,669,635	34,879,037
Cash at bank	<u>154,938</u>	<u>159,456</u>
	<u>17,824,573</u>	<u>35,038,493</u>

The weighted average effective profit rate per annum is as follows:

	<u>As at</u> <u>28.2.2025</u>	<u>As at</u> <u>31.8.2024</u>
	%	%
Islamic deposits with licensed Islamic financial institutions	<u>3.73</u>	<u>3.67</u>

Islamic deposits with licensed Islamic financial institutions of the Fund have an average maturity of 29 days (31.8.2024: 42 days).

\* Wafiyah Investment Account is placed with Bank Islam Malaysia Berhad, the holding company of the Manager.

BIMB DANA AL-FAKHIM

NOTES TO THE FINANCIAL STATEMENTS  
FOR THE FINANCIAL PERIOD ENDED 28 FEBRUARY 2025 (CONTINUED)

9 UNIT HOLDERS' CAPITAL

	<u>As at</u> <u>28.2.2025</u> No. of units	<u>As at</u> <u>31.8.2024</u> No. of units
I-Class	296,582,547	240,617,976
R-Class	<u>7,522,639</u>	<u>8,530,546</u>
	<u>304,105,186</u>	<u>249,148,522</u>
(a) I-Class		
At beginning of the financial period/year	240,617,976	103,618,227
Creation of units arising from applications	905,748,054	310,146,208
Creation of units arising from distribution	472,933	474,372
Cancellation of units	<u>(850,256,416)</u>	<u>(173,620,831)</u>
At the end of the financial period/year	<u>296,582,547</u>	<u>240,617,976</u>
(b) R-Class		
At beginning of the financial period/year	8,530,546	9,801,009
Creation of units arising from applications	2,194,888	4,189,199
Creation of units arising from distribution	12,893	52,461
Cancellation of units	<u>(3,215,689)</u>	<u>(5,512,123)</u>
At the end of the financial period/year	<u>7,522,639</u>	<u>8,530,546</u>

10 FINANCE COST

	<u>1.9.2024 to</u> <u>28.2.2025</u> RM	<u>1.9.2023 to</u> <u>29.2.2024</u> RM
Distribution to unit holders is from the following sources:		
Profit income from Islamic deposits with licensed Islamic financial institutions at amortised cost	469,010	244,237
Prior financial years' realised income	<u>-</u>	<u>-</u>
	469,010	244,237
Less:		
Expenses	<u>(105,120)</u>	<u>(49,050)</u>
Net distribution amount	<u>363,890</u>	<u>195,187</u>



## BIMB DANA AL-FAKHIM

### NOTES TO THE FINANCIAL STATEMENTS FOR THE FINANCIAL PERIOD ENDED 28 FEBRUARY 2025 (CONTINUED)

#### 10 FINANCE COST (CONTINUED)

##### GROSS/NET DISTRIBUTION PER UNIT (SEN)

Distribution on 27 September 2024 / 27 September 2023

- I-Class	<u>0.011</u>	<u>0.07</u>
- R-Class	<u>0.015</u>	<u>0.07</u>

Distribution on 28 October 2024 / 27 October 2023

- I-Class	<u>0.008</u>	<u>0.05</u>
- R-Class	<u>0.011</u>	<u>0.05</u>

Distribution on 27 November 2024 / 27 November 2023

- I-Class	<u>0.006</u>	<u>0.04</u>
- R-Class	<u>0.008</u>	<u>0.04</u>

Distribution on 27 December 2024 / 27 December 2023

- I-Class	<u>0.015</u>	<u>0.04</u>
- R-Class	<u>0.020</u>	<u>0.04</u>

Distribution on 27 January 2025 / 26 January 2024

- I-Class	<u>0.013</u>	<u>0.012</u>
- R-Class	<u>0.017</u>	<u>0.012</u>

Distribution on 26 February 2025 / 27 February 2024

- I-Class	<u>0.011</u>	<u>0.015</u>
- R-Class	<u>0.015</u>	<u>0.015</u>

Gross distribution is derived using total income less total expenses. Net distribution above is sourced from current and prior financial years' realised gain.

Gross distribution per unit is derived from gross realised income less expenses, divided by the number of units in circulation. Net distribution per unit is derived from gross realised income less expenses and taxation, divided by the number of units in circulation.

Distributions are automatically reinvested into the Fund (by issuing additional units) based on the NAV per unit on the distribution date, unless the unit holders specifically request for cash distribution.

BIMB DANA AL-FAKHIM

NOTES TO THE FINANCIAL STATEMENTS  
FOR THE FINANCIAL PERIOD ENDED 28 FEBRUARY 2025 (CONTINUED)

11 TOTAL EXPENSE RATIO (“TER”)

	<u>28.2.2025</u> %	<u>29.2.2024</u> %
TER	<u>0.07</u>	<u>0.11</u>

TER is derived from the following calculation:

$$\text{TER} = \frac{(A + B + C + D + E + F) \times 100}{G}$$

A	=	Management fee
B	=	Trustee's and custodian fees
C	=	Audit fee
D	=	Tax agent's fee
E	=	Shariah Adviser's fee
F	=	Other expenses including Sales and Services Tax (“SST”) on transaction costs
G	=	Average NAV of the Fund calculated on a daily basis

The average NAV of the Fund for the financial period calculated on a daily basis is RM212,401,894 (29.2.2024: RM49,042,707).

12 PORTFOLIO TURNOVER RATIO (“PTR”)

	<u>28.2.2025</u>	<u>29.2.2024</u>
PTR (times)	<u>4.52</u>	<u>4.11</u>

PTR is derived from the following calculation:

$$\frac{(\text{Total acquisition for the financial period} + \text{total disposal for the financial period}) \div 2}{\text{Average NAV of the Fund for the financial period calculated on a daily basis}}$$

where:

total acquisition for the financial period = RM973,493,712 (29.2.2024: RM196,470,399)

total disposal for the financial period = RM945,410,914 (29.2.2024: RM206,739,986)

## BIMB DANA AL-FAKHIM

### NOTES TO THE FINANCIAL STATEMENTS FOR THE FINANCIAL PERIOD ENDED 28 FEBRUARY 2025 (CONTINUED)

#### 13 UNITS HELD BY THE MANAGER AND PARTIES RELATED TO THE MANAGER, AND SIGNIFICANT RELATED PARTY TRANSACTIONS AND BALANCES

The related parties and their relationship with the Fund are as follows:

<u>Related parties</u>	<u>Relationship</u>
BIMB Investment Management Berhad	The Manager
Bank Islam Malaysia Berhad	Immediate holding company of the Manager
Directors of BIMB Investment Management Berhad	Directors of the Manager
Subsidiaries and associates of Bank Islam as disclosed in its financial statements	Subsidiaries and associate companies of the immediate holding company of the Manager
SCBMB Trustees Berhad	Trustee of the Fund

The number and value of units held legally or beneficially by parties related to the Manager are as follows:

	<u>As at 28 February 2025</u>		<u>As at 31 August 2024</u>	
	Units	RM	Units	RM
<u>Immediate holding company of the Manager</u>				
BIMB Islam Malaysia Berhad				
- I-Class	<u>56,489,592</u>	<u>30,617,359</u>	<u>56,488,989</u>	<u>30,108,631</u>
	<u>As at 28 February 2025</u>		<u>As at 31 August 2024</u>	
	Units	RM	Units	RM
<u>Subsidiary of the ultimate holding company of the Manager</u>				
BIMB Securities Sdn Bhd				
- I-Class	<u>18,890,560</u>	<u>10,238,683</u>	<u>18,867,643</u>	<u>10,056,454</u>

The Manager did not hold any unit in the Fund as at 28 February 2025 and 31 August 2024.

## BIMB DANA AL-FAKHIM

### NOTES TO THE FINANCIAL STATEMENTS FOR THE FINANCIAL PERIOD ENDED 28 FEBRUARY 2025 (CONTINUED)

#### 13 UNITS HELD BY THE MANAGER AND PARTIES RELATED TO THE MANAGER, AND SIGNIFICANT RELATED PARTY TRANSACTIONS AND BALANCES (CONTINUED)

In addition to related party disclosures mentioned elsewhere in the financial statements, set out below are other significant related party transactions. The Manager is of the opinion that all transactions with the related companies have been entered into the normal course of business at agreed terms between the related parties.

	Transactions during the financial period		Balance as at	
	<u>1.9.2024 to 28.2.2025</u> RM	<u>1.9.2023 to 29.2.2024</u> RM	<u>28.2.2025</u> RM	<u>31.08.2024</u> RM
<u>The Manager</u>				
BIMB Investment Management Berhad				
- Amount due from Manager	-	-	4,297	4,109
- Amount due to Manager	-	-	(983)	(7,275)
- Management fee	<u>(114,251)</u>	<u>(33,891)</u>	<u>(14,761)</u>	<u>(11,881)</u>
<u>Holding company of the Manager</u>				
Bank Islam Malaysia Berhad				
- Profit income from Islamic deposits	-	-	264,644	249,881
- Outstanding Islamic deposits	<u>-</u>	<u>-</u>	<u>23,116,720</u>	<u>27,857,833</u>
<u>Related company of the Manager</u>				
BIMB Securities Sdn Bhd				
- Shariah Adviser's fee	<u>(875)</u>	<u>-</u>	<u>(2,333)</u>	<u>(2,333)</u>
<u>The Trustee</u>				
SCBMB Trustee Berhad				
- Trustee fee	<u>(21,098)</u>	<u>(8,975)</u>	<u>(2,693)</u>	<u>(2,068)</u>

#### 14 SHARIAH INFORMATION OF THE FUND

The Shariah Adviser confirmed that the investment portfolio of the Fund is Shariah-compliant, which comprises cash placements and liquid assets in local market, which are placed in Shariah-compliant investments and/or instruments.

## BIMB DANA AL-FAKHIM

### NOTES TO THE FINANCIAL STATEMENTS FOR THE FINANCIAL PERIOD ENDED 28 FEBRUARY 2025 (CONTINUED)

#### 15 TRANSACTIONS WITH FINANCIAL INSTITUTIONS

Details of transactions with financial institutions are as follows:

	<u>Value of trade</u>	<u>Percentage of</u>
	RM	<u>total trade</u>
		%
<u>As at 28.2.2025</u>		
MBSB Bank Berhad	231,441,521	20.85
Alliance Islamic Bank Berhad	157,299,929	14.17
Bank Islam Malaysia Berhad*	140,262,099	12.63
CIMB Islamic Bank Berhad	125,347,519	11.29
Public Islamic Bank Berhad	121,139,977	10.91
KAF Investment Bank Bhd	116,933,376	10.53
Kuwait Finance House (Malaysia) Berhad	92,601,496	8.34
Al Rajhi Banking & Investment Corporation (M) Berhad	65,270,347	5.88
MIDF Amanah Investment Bank Bhd	43,914,241	3.96
Hong Leong Islamic Bank Berhad	15,926,506	1.43
	<u>1,110,137,012</u>	<u>100.00</u>
<u>As at 31.8.2024</u>		
MBSB Bank Berhad	140,056,496	19.06
MIDF Amanah Investment Bank Bhd	127,631,653	17.37
KAF Investment Bank Bhd	91,542,508	12.46
Hong Leong Islamic Bank Berhad	66,075,048	8.99
Kuwait Finance House (Malaysia) Berhad	61,838,826	8.42
CIMB Islamic Bank Berhad	61,055,219	8.31
Alliance Islamic Bank Berhad	57,017,502	7.76
Bank Islam Malaysia Berhad*	43,028,112	5.86
Public Islamic Bank Berhad	38,892,729	5.29
Al Rajhi Banking & Investment Corporation (M) Berhad	28,671,436	3.90
Other	19,003,490	2.59
	<u>734,813,020</u>	<u>100.00</u>

\*Transactions with the related party have been entered into in the normal course of business at agreed terms between the related parties.

#### 16 APPROVAL OF FINANCIAL STATEMENTS

The financial statements have been approved by the Manager on 24 April 2025.

## 6.0 CORPORATE DIRECTORY

<b>Manager</b>	<p><b>BIMB Investment Management Berhad</b> [Registration No.: 199301021508 (276246-X)]</p> <p><b>Registered Office</b> Level 32, Menara Bank Islam, No. 22, Jalan Perak 50450, Kuala Lumpur</p> <p><b>Business Office</b> Level 19, Menara Bank Islam, No. 22, Jalan Perak 50450, Kuala Lumpur</p>
<b>Board of Directors</b>	<p>Datin Maznah Mahbob (Chairman and Non-Executive Independent Director)</p> <p>Dato' Seri Dr. Mohamad Zabidi Ahmad (Non-Executive Independent Director)</p> <p>Mashitah Haji Osman (Non-Executive Independent Director)</p> <p>Azdini Nor Azman (Non-Executive Non-Independent Director)</p>
<b>Shariah Adviser</b>	<p><b>BIMB SECURITIES SDN BHD</b> [Registration No.: 199401004484 (290163-X)]</p> <p><b>Registered Office</b> Level 32, Menara Bank Islam, No. 22, Jalan Perak 50450, Kuala Lumpur</p> <p><b>Business Office</b> Level 34, Menara Bank Islam, No. 22, Jalan Perak 50450, Kuala Lumpur</p>
<b>Investment Committee</b>	<p>Khairul Muzamel Perera Abdullah (Chairman – Independent Member)</p> <p>Mohd Radzuan Ahmad Tajuddin (Independent Member)</p> <p>Dato' Seri Dr. Mohamad Zabidi Ahmad (Independent Member)</p>
<b>Board Audit &amp; Risk Committee</b>	<p>Dato' Seri Dr. Mohamad Zabidi Ahmad (Chairman Non-Executive Independent Director)</p> <p>Mashitah Haji Osman (Non-Executive Independent Director)</p> <p>Azdini Nor Azman (Non-Executive Non-Independent Director)</p>
<b>Company Secretary</b>	<p>Maria Mat Said (LS 009400)</p> <p>Level 32, Menara Bank Islam, No. 22, Jalan Perak 50450, Kuala Lumpur</p>
<b>Key Management</b>	<p>Nor Zuraini Mohd Saad (Acting Chief Executive Officer)</p> <p>Bakri Jamaluddin (Chief Operating Officer)</p> <p>Salmi Ahmad (Head of Product Development &amp; Management)</p> <p>Nazifah Mohd Arshad (Head of Equity, Investment)</p> <p>Mohd Shahir Seberi (Head of Fixed Income, Investment)</p> <p>Muhammad Izzat Ab Hadi (Head of Finance)</p> <p>Noorsazreen Nordin (Head of Compliance)</p> <p>Meghan Ow Lai Wan (Head of Risk Management)</p> <p>Muhammad Faris Aizuddin Mohd Harith (Head of Sales &amp; Marketing Strategy)</p> <p>Zuleika Ismail (Head of Fund Accounting &amp; Operations)</p>

<b>Principal Banker</b>	<b>Bank Islam Malaysia Berhad</b> Ground Floor, Menara Bank Islam No. 22, Jalan Perak 50450 Kuala Lumpur
<b>Trustee</b>	<b>SCBMB Trustee Berhad</b> <b>[Registration No.: 201201021301 (1005793T)]</b>  Level 25, Plaza Equatorial Jalan Sultan Ismail 50250 Kuala Lumpur
<b>Federation of Investment Managers Malaysia (FIMM)</b>	19-06-1, 6th Floor, Wisma Tune No.19, Lorong Dungun Damansara Heights 50490 Kuala Lumpur
<b>Distributors</b>	Bank Islam Malaysia Berhad IFast Capital Sdn Bhd Phillip Mutual Berhad Areca Capital Sdn Bhd Amanahraya Investment Sdn Bhd BEST App Registered Unit Trust Consultant with the Manager

**Toll Free Number: 1-800-88-1196**

**[www.bimbinvestment.com.my](http://www.bimbinvestment.com.my)**