

**INVESTMENT OBJECTIVE**

The Fund seeks to achieve medium to long term capital appreciation.

Note: Medium to long term in this context refers to 3 years or more. Any material changes to the Fund's investment objective would require Unit Holders' approval.

**FUND INFORMATION**

**Fund Type** Growth  
**Risk Profile** Moderate to high  
**Financial Year End** 31 May  
**Benchmark** 70% of FBM Emas Shariah Index + 30% of FTSE Shariah All-World Index

Note:  
The benchmark of the Fund was changed to 70% of FBM Emas Shariah Index + 30% of FTSE Shariah All-World Index effective 3 October 2023. The benchmark is only used as a reference for the purpose of investment performance comparison. The Fund is not managed against the benchmark.

**Launch Date** 09 March 2017  
**Current Fund Size** **NAV (RM)** **2,643,968.37**  
**Units** **10,583,639.15**

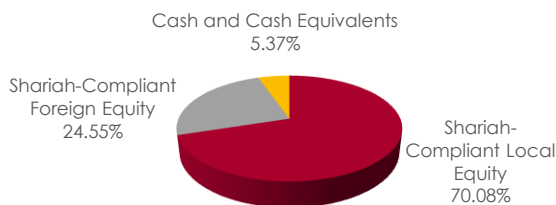
**FEEES & CHARGES**

**Sales Charge** Up to 5.50% of the NAV per unit of the Fund  
**Annual Management Fee** Up to 1.50% per annum of the NAV of the Fund  
**Annual Trustee Fee** Up to 0.05% per annum of the NAV of the Fund

**TRANSACTION & DISTRIBUTION**

**Minimum Initial Investment** RM 500.00  
**Minimum Additional Investment** RM 250.00  
**Distribution Policy** Distribution of income (if any) is incidental. Distributions, if any, are at the discretion of the Manager and will vary from time to time depending on the availability of realised income for distribution and performance of the Fund.

**ASSET ALLOCATION**



**COUNTRY ALLOCATION**

NAME OF COUNTRY	NAV (%)
Malaysia	70.08
United States	18.87
Switzerland	2.70
Japan	1.56
Hong Kong	1.42
Cash and Cash Equivalents	5.37

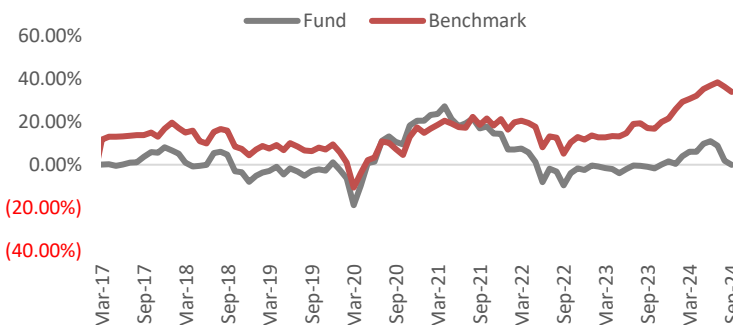
**LIPPERLEADER Fund Ratings\***

Highest (5) (4) (3) (2) (1) Lowest

1 Total Return 1 Consistent Return 3 Preservation

\*Source: Lipper IM as of 30 September 2024

**FUND PERFORMANCE**



Source: BIMB Investment, data as of 30 September 2024

**CUMULATIVE PERFORMANCE (%)**

	YTD	1 M	3 M	6 M	9 M	1 Y	3 Y	5 Y	SI*
<b>Fund</b>	(1.61)	(1.96)	(9.92)	(5.77)	(1.61)	0.89	(14.54)	2.93	(0.08)
<b>Benchmark</b>	10.04	(1.76)	(2.20)	2.47	10.04	14.30	12.87	25.86	33.81

\*Since Inception

**HISTORICAL PERFORMANCE (%)**

	2018	2019	2020	2021	2022	2023
<b>Fund</b>	(14.88)	9.96	19.14	(5.08)	(14.76)	4.14
<b>Benchmark</b>	(10.63)	4.85	7.21	3.31	(7.85)	8.88

Note: Performance figures are based on NAV per unit and the Fund's total return has been verified by Novagni Analytics and Advisory Sdn. Bhd.

**TOP 10 HOLDINGS**

NAME OF SECURITIES	NAV (%)
ABB Ltd	2.70
Dayang Enterprise Holdings Berhad	2.08
Autoliv Inc.	2.03
Sime Darby Property Berhad	1.99
Genuine Parts Co	1.95
KPJ Healthcare Berhad	1.94
Dick's Sporting Goods, Inc.	1.81
MR D.I.Y Group (M) Berhad	1.81
Westports Holdings Berhad	1.81
QL Resources Berhad	1.74

**SECTORS ALLOCATION**

NAME OF SECTOR	NAV (%)
Industrials	22.30
Information Technology	17.69
Consumer Discretionary	15.36
Consumer Staples	11.27
Energy	7.47
Health Care	5.81
Real Estate	5.40
Communication Services	3.72
Materials	3.62
Utilities	1.35
Financials	0.64

## FUND MANAGER'S REVIEW

In September, the BIMB-Arabesque Malaysia Shariah-ESG Equity Fund ("the Fund") posted a return of -1.96% for its RM class, underperforming its benchmark, which returned -1.76%. The benchmark comprises 70% FBM Emas Shariah Index and 30% FTSE Shariah All-World Index. This slight underperformance of 0.20% can be largely attributed to the strengthening of the Malaysian Ringgit (MYR) during the month, which led to negative currency translation effects on the Fund's foreign stock holdings.

The Fund employed a quantitative approach. Given the quantitative and momentum-based nature of the strategy, the Manager did not manage the Fund based on macro analysis, views, and expected outlook. The Fund invested through a rules-based investment process which would be rebalanced monthly.

### Note:

Based on the Fund's portfolio returns as at **10 October 2024**, the Volatility Factor (VF) for this Fund is **11.5** and is classified as "**Moderate**". The VF means there is a possibility for the Fund in generating an upside return or downside return around this VF. The Volatility Class (VC) is assigned by Lipper based on quintile ranks of VF for qualified Funds. VF is subject to monthly revision and VC will be revised every six months. The Fund's portfolio may have changed since this date and there is no guarantee that the Fund will continue to have the same VF or VC in the future. Presently, only Funds launched in the market for at least 36 months will display the VF and its VC.

Lipper Ratings for Total Return reflect fund historic total return performance relative to peers. Lipper Ratings for Consistent Return reflect fund historical risk-adjusted returns relative to peers. Lipper Ratings for Preservation are relative, rather than absolute.

### IMPORTANT INFORMATION:

- Investors are advised to read and understand the contents of the Prospectus of BIMB-Arabesque Malaysia Shariah-ESG Equity Fund (Fund) dated 09 March 2017, its First Supplemental Prospectus dated 03 October 2023 and the Fund's Product Highlight Sheet (PHS) before investing, which have been registered with the Securities Commission Malaysia (SC) who takes no responsibility for its contents. A copy of the Prospectus and PHS can be obtained from the Head Office of BIMB Investment Management Berhad or at [www.bimbinvestment.com.my](http://www.bimbinvestment.com.my). PHS is available and that investors have the right to request for PHS. The PHS and any other product disclosure document should be read and understood before making any investment decision. The SC's approval or authorization, or the registration of the Prospectus should not be taken to indicate that the SC has recommended the Fund.
- There are fees and charges involved and investors are advised to compare and consider the fees, charges and costs involved before investing in the Fund. Investments in the Fund are exposed to risk, please refer to the Prospectus or its supplemental and PHS for detailed information. Investors are advised to consider the risks in the Fund and should make their own risk assessment and seek professional advice, where necessary, prior to investing. Investors should also note that the price of units and distribution payables, if any, may fluctuate, and past performance of the Fund should not be taken as indicative of its future performance.
- Investors are also advised that, where a unit split/distribution is declared, the NAV per unit will be reduced from pre-unit split NAV/cum-distribution NAV to post-unit split NAV/ex-distribution NAV. Where a unit split is declared, the value of their investment in Malaysian Ringgit will remain unchanged after the distribution of the additional units.
- Any issue of units to which the Prospectus or its supplemental, and PHS relates will only be made upon receipt of the completed application form referred to in and accompanying the Prospectus or its supplemental and PHS, subject to the terms and conditions therein.
- This Fund Fact Sheet is prepared for information purposes only. It does not have regard to the specific investment objectives, or the financial situation needs of any specific person who may receive it. Neither the information nor any opinions expressed constitute an offer, or an invitation to make an offer to buy or sell any securities or unit trust. The information contained herein has been obtained from sources believed in good faith to be reliable, however, no guarantee is given in its accuracy or completeness. All opinions in respect of market review, Fund review and outlook constitute the Manager's judgments as of the date of the issuance of this fact sheet and are subject to change without notice. Past performance is not necessarily a guide for future performance and income distributions are not guaranteed. Returns may vary from year to year. The ranking provided should not be solely relied upon and investors should also note that the ranking is likely to change. This Fund Fact Sheet has not been reviewed by the SC.

Level 19, Menara Bank Islam  
No. 22 Jalan Perak, 50450 Kuala Lumpur, MY

**INVESTMENT OBJECTIVE**

The Fund seeks to achieve medium to long term capital appreciation.

Note: Medium to long term in this context refers to 3 years or more. Any material changes to the Fund's investment objective would require Unit Holders' approval.

**FUND INFORMATION**

<b>Fund Type</b>	Growth
<b>Risk Profile</b>	Moderate to high
<b>Financial Year End</b>	31 May
<b>Benchmark</b>	70% of FBM Emas Shariah Index + 30% of FTSE Shariah All-World Index
<b>Launch Date</b>	09 March 2017
<b>Current Fund Size</b>	<b>NAV(USD)</b> 1,667.80 <b>Units</b> 6,224.70

Note:  
The benchmark of the Fund was changed to 70% of FBM Emas Shariah Index + 30% of FTSE Shariah All-World Index effective 3 October 2023. The benchmark is only used as a reference for the purpose of investment performance comparison. The Fund is not managed against the benchmark

**FEES & CHARGES**

<b>Sales Charge</b>	Up to 5.50% of the NAV per unit of the Fund
<b>Annual Management Fee</b>	Up to 1.50% per annum of the NAV of the Fund
<b>Annual Trustee Fee</b>	Up to 0.05% per annum of the NAV of the Fund

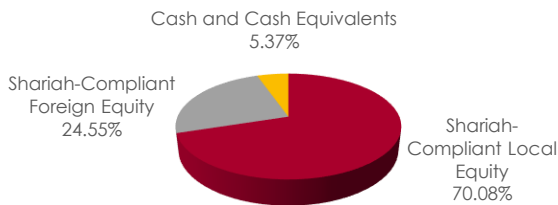
**TRANSACTION & DISTRIBUTION**

<b>Minimum Initial Investment</b>	USD 500.00
<b>Minimum Additional Investment</b>	USD 250.00
<b>Distribution Policy</b>	Distribution of income (if any) is incidental. Distributions, if any, are at the discretion of the Manager and will vary from time to time depending on the availability of realised income for distribution and performance of the Fund.

**CURRENCY EXCHANGE RATE**

MYR 1 = USD 0.2424

**ASSET ALLOCATION**



**COUNTRY ALLOCATION**

NAME OF COUNTRY	NAV (%)
Malaysia	70.08
United States	18.87
Switzerland	2.70
Japan	1.56
Hong Kong	1.42
Cash and Cash Equivalents	5.37

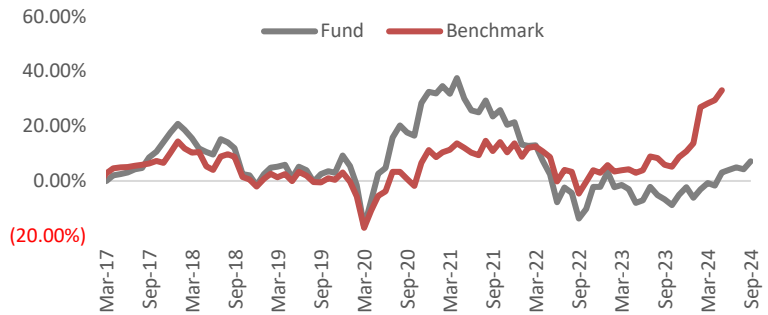
**LIPPERLEADER Fund Ratings\***

Highest (5) (4) (3) (2) (1) Lowest

1 Total Return 1 Consistent Return 3 Preservation

\*Source: Lipper IM as of 30 September 2024

**FUND PERFORMANCE**



Source: BIMB Investment, data as of 30 September 2024

**CUMULATIVE PERFORMANCE (%)**

	YTD	1 M	3 M	6 M	9 M	1 Y	3 Y	5 Y	SI*
<b>Fund</b>	9.66	2.72	3.04	7.98	9.66	14.88	(13.27)	4.53	7.16
<b>Benchmark</b>	13.63	(0.39)	1.80	6.72	13.63	18.89	13.44	26.55	36.98

\*Since Inception

**HISTORICAL PERFORMANCE (%)3.**

	2018	2019	2020	2021	2022	2023
<b>Fund</b>	(16.35)	11.09	21.21	(8.39)	(19.40)	(0.16)
<b>Benchmark</b>	(11.16)	5.22	7.86	2.21	(9.40)	7.55

Note: Performance figures are based on NAV per unit and the Fund's total return has been verified by Novagni Analytics and Advisory Sdn. Bhd.

**TOP 10 HOLDINGS**

NAME OF SECURITIES	NAV (%)
ABB Ltd	2.70
Dayang Enterprise Holdings Berhad	2.08
Autoliv Inc.	2.03
Sime Darby Property Berhad	1.99
Genuine Parts Co	1.95
KPJ Healthcare Berhad	1.94
Dick's Sporting Goods, Inc.	1.81
MR D.I.Y Group (M) Berhad	1.81
Westports Holdings Berhad	1.81
QL Resources Berhad	1.74

**SECTORS ALLOCATION**

NAME OF SECTOR	NAV (%)
Industrials	22.30
Information Technology	17.69
Consumer Discretionary	15.36
Consumer Staples	11.27
Energy	7.47
Health Care	5.81
Real Estate	5.40
Communication Services	3.72
Materials	3.62
Utilities	1.35
Financials	0.64

### FUND MANAGER'S REVIEW

In September, the BIMB-Arabesque Malaysia Shariah-ESG Equity Fund ("the Fund") achieved a return of 2.72% for its USD class, significantly outperforming its benchmark, which recorded a return of -0.39%. The benchmark consists of 70% FBM Emas Shariah Index and 30% FTSE Shariah All-World Index. This impressive outperformance of 3.11% can be largely attributed to the strong performance of the Fund's key sectors during the month.

The Fund employed a quantitative approach. Given the quantitative and momentum-based nature of the strategy, the Manager did not manage the Fund based on macro analysis, views, and expected outlook. The Fund invested through a rules-based investment process which would be rebalanced monthly.

#### Note:

Based on the Fund's portfolio returns as at **10 October 2024**, the Volatility Factor (VF) for this Fund is **11.5** and is classified as "**Moderate**". The VF means there is a possibility for the Fund in generating an upside return or downside return around this VF. The Volatility Class (VC) is assigned by Lipper based on quintile ranks of VF for qualified Funds. VF is subject to monthly revision and VC will be revised every six months. The Fund's portfolio may have changed since this date and there is no guarantee that the Fund will continue to have the same VF or VC in the future. Presently, only Funds launched in the market for at least 36 months will display the VF and its VC.

Lipper Ratings for Total Return reflect fund historic total return performance relative to peers. Lipper Ratings for Consistent Return reflect fund historical risk-adjusted returns relative to peers. Lipper Ratings for Preservation are relative, rather than absolute.

#### IMPORTANT INFORMATION:

- Investors are advised to read and understand the contents of the Prospectus of BIMB-Arabesque Malaysia Shariah-ESG Equity Fund (Fund) dated 09 March 2017, its First Supplemental Prospectus dated 03 October 2023 and the Fund's Product Highlight Sheet (PHS) before investing, which have been registered with the Securities Commission Malaysia (SC) who takes no responsibility for its contents. A copy of the Prospectus and PHS can be obtained from the Head Office of BIMB Investment Management Berhad or at [www.bimbinvestment.com.my](http://www.bimbinvestment.com.my). PHS is available and that investors have the right to request for PHS. The PHS and any other product disclosure document should be read and understood before making any investment decision. The SC's approval or authorization, or the registration of the Prospectus should not be taken to indicate that the SC has recommended the Fund.
- There are fees and charges involved and investors are advised to compare and consider the fees, charges and costs involved before investing in the Fund. Investments in the Fund are exposed to risk, please refer to the Prospectus or its supplemental and PHS for detailed information. Investors are advised to consider the risks in the Fund and should make their own risk assessment and seek professional advice, where necessary, prior to investing. Investors should also note that the price of units and distribution payables, if any, may fluctuate, and past performance of the Fund should not be taken as indicative of its future performance.
- Investors are also advised that, where a unit split/distribution is declared, the NAV per unit will be reduced from pre-unit split NAV/cum-distribution NAV to post-unit split NAV/ex-distribution NAV. Where a unit split is declared, the value of their investment in Malaysian Ringgit will remain unchanged after the distribution of the additional units.
- Any issue of units to which the Prospectus or its supplemental, and PHS relates will only be made upon receipt of the completed application form referred to in and accompanying the Prospectus or its supplemental and PHS, subject to the terms and conditions therein.
- This Fund Fact Sheet is prepared for information purposes only. It does not have regard to the specific investment objectives, or the financial situation needs of any specific person who may receive it. Neither the information nor any opinions expressed constitute an offer, or an invitation to make an offer to buy or sell any securities or unit trust. The information contained herein has been obtained from sources believed in good faith to be reliable, however, no guarantee is given in its accuracy or completeness. All opinions in respect of market review, Fund review and outlook constitute the Manager's judgments as of the date of the issuance of this fact sheet and are subject to change without notice. Past performance is not necessarily a guide for future performance and income distributions are not guaranteed. Returns may vary from year to year. The ranking provided should not be solely relied upon and investors should also note that the ranking is likely to change. This Fund Fact Sheet has not been reviewed by the SC.

Level 19, Menara Bank Islam  
No. 22 Jalan Perak, 50450 Kuala Lumpur, MY

**INVESTMENT OBJECTIVE**

The Fund seeks to achieve medium to long term capital appreciation.

Note: Medium to long term in this context refers to 3 years or more. Any material changes to the Fund's investment objective would require Unit Holders' approval.

**FUND INFORMATION**

<b>Fund Type</b>	Growth
<b>Risk Profile</b>	Moderate to high
<b>Financial Year End</b>	31 May
<b>Benchmark</b>	70% of FBM Emas Shariah Index + 30% of FTSE Shariah All-World Index

Note:  
The benchmark of the Fund was changed to 70% of FBM Emas Shariah Index + 30% of FTSE Shariah All-World Index effective 3 October 2023. The benchmark is only used as a reference for the purpose of investment performance comparison. The Fund is not managed against the benchmark.

<b>Launch Date</b>	09 March 2017
<b>Current Fund Size</b>	<b>NAV(SGD)</b> <b>1,714.45</b>
	<b>Units</b> <b>6,974.03</b>

**FEES & CHARGES**

<b>Sales Charge</b>	Up to 5.50% of the NAV per unit of the Fund
<b>Annual Management Fee</b>	Up to 1.50% per annum of the NAV of the Fund
<b>Annual Trustee Fee</b>	Up to 0.05% per annum of the NAV of the Fund

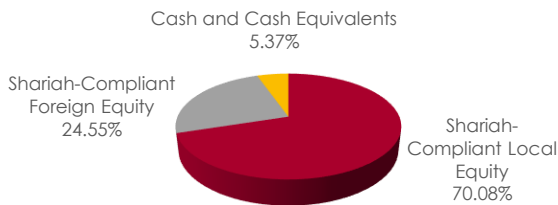
**TRANSACTION & DISTRIBUTION**

<b>Minimum Initial Investment</b>	SGD 500.00
<b>Minimum Additional Investment</b>	SGD 250.00
<b>Distribution Policy</b>	Distribution of income (if any) is incidental. Distributions, if any, are at the discretion of the Manager and will vary from time to time depending on the availability of realised income for distribution and performance of the Fund.

**CURRENCY EXCHANGE RATE**

MYR 1 = SGD 0.3110

**ASSET ALLOCATION**



**COUNTRY ALLOCATION**

NAME OF COUNTRY	NAV (%)
Malaysia	70.08
United States	18.87
Switzerland	2.70
Japan	1.56
Hong Kong	1.42
Cash and Cash Equivalents	5.37

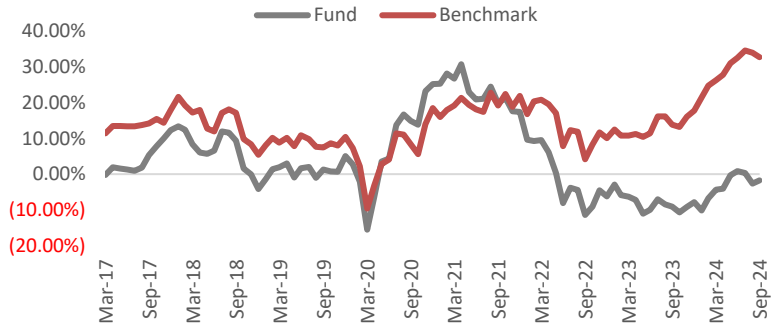
**LIPPERLEADER Fund Ratings\***

Highest **5** **4** **3** **2** **1** Lowest

**1** Total Return **1** Consistent Return **3** Preservation

\*Source: Lipper IM as of 30 September 2024

**FUND PERFORMANCE**



Source: BIMB Investment, data as of 30 September 2024

**CUMULATIVE PERFORMANCE (%)**

	YTD	1 M	3 M	6 M	9 M	1 Y	3 Y	5 Y	SI*
<b>Fund</b>	6.68	0.99	(2.50)	2.72	6.68	8.14	(17.96)	(2.92)	(1.68)
<b>Benchmark</b>	12.67	(0.91)	0.12	5.11	12.67	16.60	11.32	23.50	32.73

\*Since Inception

**HISTORICAL PERFORMANCE (%)**

	2018	2019	2020	2021	2022	2023
<b>Fund</b>	(14.64)	9.64	19.06	(6.20)	(20.10)	(1.75)
<b>Benchmark</b>	(10.61)	4.75	7.23	2.85	(9.64)	6.99

Note: Performance figures are based on NAV per unit and the Fund's total return has been verified by Novagni Analytics and Advisory Sdn. Bhd.

**TOP 10 HOLDINGS**

NAME OF SECURITIES	NAV (%)
ABB Ltd	2.70
Dayang Enterprise Holdings Berhad	2.08
Autoliv Inc.	2.03
Sime Darby Property Berhad	1.99
Genuine Parts Co	1.95
KPJ Healthcare Berhad	1.94
Dick's Sporting Goods, Inc.	1.81
MR D.I.Y Group (M) Berhad	1.81
Westports Holdings Berhad	1.81
QL Resources Berhad	1.74

**SECTORS ALLOCATION**

NAME OF SECTOR	NAV (%)
Industrials	22.30
Information Technology	17.69
Consumer Discretionary	15.36
Consumer Staples	11.27
Energy	7.47
Health Care	5.81
Real Estate	5.40
Communication Services	3.72
Materials	3.62
Utilities	1.35
Financials	0.64

### FUND MANAGER'S REVIEW

In September, the BIMB-Arabesque Malaysia Shariah-ESG Equity Fund ("the Fund") achieved a return of 0.99% for its SGD class, significantly outperforming its benchmark, which recorded a return of -0.91%. The benchmark consists of 70% FBM Emas Shariah Index and 30% FTSE Shariah All-World Index. This impressive outperformance of 1.90% can be largely attributed to the strong performance of the Fund's key sectors during the month.

The Fund employed a quantitative approach. Given the quantitative and momentum-based nature of the strategy, the Manager did not manage the Fund based on macro analysis, views, and expected outlook. The Fund invested through a rules-based investment process which would be rebalanced monthly.

#### Note:

Based on the Fund's portfolio returns as at **10 October 2024**, the Volatility Factor (VF) for this Fund is **11.4** and is classified as "**Moderate**". The VF means there is a possibility for the Fund in generating an upside return or downside return around this VF. The Volatility Class (VC) is assigned by Lipper based on quintile ranks of VF for qualified Funds. VF is subject to monthly revision and VC will be revised every six months. The Fund's portfolio may have changed since this date and there is no guarantee that the Fund will continue to have the same VF or VC in the future. Presently, only Funds launched in the market for at least 36 months will display the VF and its VC.

Lipper Ratings for Total Return reflect fund historic total return performance relative to peers. Lipper Ratings for Consistent Return reflect fund historical risk-adjusted returns relative to peers. Lipper Ratings for Preservation are relative, rather than absolute.

#### IMPORTANT INFORMATION:

- Investors are advised to read and understand the contents of the Prospectus of BIMB-Arabesque Malaysia Shariah-ESG Equity Fund (Fund) dated 09 March 2017, its First Supplemental Prospectus dated 03 October 2023 and the Fund's Product Highlight Sheet (PHS) before investing, which have been registered with the Securities Commission Malaysia (SC) who takes no responsibility for its contents. A copy of the Prospectus and PHS can be obtained from the Head Office of BIMB Investment Management Berhad or at [www.bimbinvestment.com.my](http://www.bimbinvestment.com.my). PHS is available and that investors have the right to request for PHS. The PHS and any other product disclosure document should be read and understood before making any investment decision. The SC's approval or authorization, or the registration of the Prospectus should not be taken to indicate that the SC has recommended the Fund.
- There are fees and charges involved and investors are advised to compare and consider the fees, charges and costs involved before investing in the Fund. Investments in the Fund are exposed to risk, please refer to the Prospectus or its supplemental and PHS for detailed information. Investors are advised to consider the risks in the Fund and should make their own risk assessment and seek professional advice, where necessary, prior to investing. Investors should also note that the price of units and distribution payables, if any, may fluctuate, and past performance of the Fund should not be taken as indicative of its future performance.
- Investors are also advised that, where a unit split/distribution is declared, the NAV per unit will be reduced from pre-unit split NAV/cum-distribution NAV to post-unit split NAV/ex-distribution NAV. Where a unit split is declared, the value of their investment in Malaysian Ringgit will remain unchanged after the distribution of the additional units.
- Any issue of units to which the Prospectus or its supplemental, and PHS relates will only be made upon receipt of the completed application form referred to in and accompanying the Prospectus or its supplemental and PHS, subject to the terms and conditions therein.
- This Fund Fact Sheet is prepared for information purposes only. It does not have regard to the specific investment objectives, or the financial situation needs of any specific person who may receive it. Neither the information nor any opinions expressed constitute an offer, or an invitation to make an offer to buy or sell any securities or unit trust. The information contained herein has been obtained from sources believed in good faith to be reliable, however, no guarantee is given in its accuracy or completeness. All opinions in respect of market review, Fund review and outlook constitute the Manager's judgments as of the date of the issuance of this fact sheet and are subject to change without notice. Past performance is not necessarily a guide for future performance and income distributions are not guaranteed. Returns may vary from year to year. The ranking provided should not be solely relied upon and investors should also note that the ranking is likely to change. This Fund Fact Sheet has not been reviewed by the SC.

**INVESTMENT OBJECTIVE**

The Fund seeks to achieve medium to long term capital appreciation.

Note: Medium to long term refers to an investment horizon of three (3) years or more. Any material changes to the Fund's investment objective would require Unit Holders' approval.

**FUND INFORMATION**

<b>Fund Type</b>	Growth	
<b>Risk Profile</b>	Moderate to high	
<b>Financial Year End</b>	31 May	
<b>Benchmark</b>	70% of FBM Emas Shariah Index + 30% of FTSE Shariah All-World Index	
<b>Launch Date</b>	09 March 2017	
<b>Current Fund Size</b>	<b>NAV(EUR)</b>	<b>1,026.14</b>
	<b>Units</b>	<b>4,000.00</b>

Note:  
The benchmark of the Fund was changed to 70% of FBM Emas Shariah Index + 30% of FTSE Shariah All-World Index effective 3 October 2023. The benchmark is only used as a reference for the purpose of investment performance comparison. The Fund is not managed against the benchmark.

**FEES & CHARGES**

<b>Sales Charge</b>	Up to 5.50% of the NAV per unit of the Fund
<b>Annual Management Fee</b>	Up to 1.50% per annum of the NAV of the Fund
<b>Annual Trustee Fee</b>	Up to 0.05% per annum of the NAV of the Fund

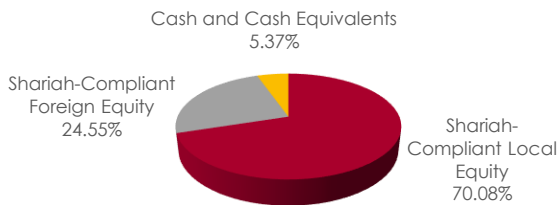
**TRANSACTION & DISTRIBUTION**

<b>Minimum Initial Investment</b>	EUR 500.00
<b>Minimum Additional Investment</b>	EUR 250.00
<b>Distribution Policy</b>	Distribution of income (if any) is incidental. Distributions, if any, are at the discretion of the Manager and will vary from time to time depending on the availability of realised income for distribution and performance of the Fund.

**CURRENCY EXCHANGE RATE**

MYR 1 = EUR 0.2175

**ASSET ALLOCATION**



**COUNTRY ALLOCATION**

NAME OF COUNTRY	NAV (%)
Malaysia	70.08
United States	18.87
Switzerland	2.70
Japan	1.56
Hong Kong	1.42
Cash and Cash Equivalents	5.37

**Fund Fact Sheet | OCTOBER 2024**

Data as of 30 September 2024

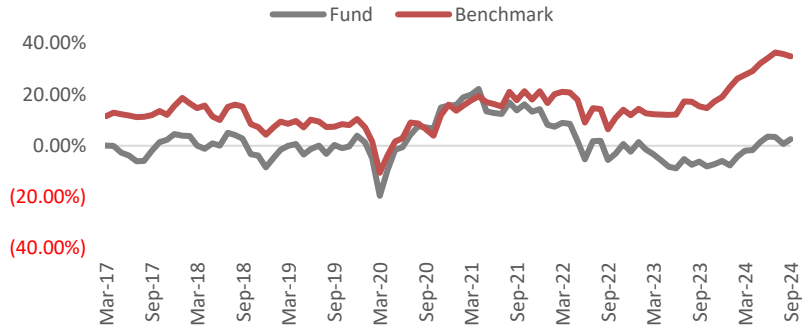
**LIPPERLEADER Fund Ratings\***

Highest (5) (4) (3) (2) (1) Lowest

1 Total Return 1 Consistent Return 3 Preservation

\*Source: Lipper IM as of 30 September 2024

**FUND PERFORMANCE**



Source: BIMB Investment, data as of 30 September 2024

**CUMULATIVE PERFORMANCE (%)**

	YTD	1 M	3 M	6 M	9 M	1 Y	3 Y	5 Y	SI*
<b>Fund</b>	8.96	1.83	(0.97)	4.52	8.96	9.24	(9.91)	2.23	2.60
<b>Benchmark</b>	13.35	(0.65)	0.59	5.67	13.35	16.95	14.56	25.60	34.98

\*Since Inception

**HISTORICAL PERFORMANCE (%)**

	2018	2019	2020	2021	2022	2023
<b>Fund</b>	(12.43)	13.58	11.23	(1.14)	(14.51)	(3.72)
<b>Benchmark</b>	(9.77)	5.85	5.14	4.48	(7.75)	6.40

Note: Performance figures are based on NAV per unit and the Fund's total return has been verified by Novagni Analytics and Advisory Sdn. Bhd.

**TOP 10 HOLDINGS**

NAME OF SECURITIES	NAV (%)
ABB Ltd	2.70
Dayang Enterprise Holdings Berhad	2.08
Autoliv Inc.	2.03
Sime Darby Property Berhad	1.99
Genuine Parts Co	1.95
KPJ Healthcare Berhad	1.94
Dick's Sporting Goods, Inc.	1.81
MR D.I.Y Group (M) Berhad	1.81
Westports Holdings Berhad	1.81
QL Resources Berhad	1.74

**SECTORS ALLOCATION**

NAME OF SECTOR	NAV (%)
Industrials	22.30
Information Technology	17.69
Consumer Discretionary	15.36
Consumer Staples	11.27
Energy	7.47
Health Care	5.81
Real Estate	5.40
Communication Services	3.72
Materials	3.62
Utilities	1.35
Financials	0.64

### FUND MANAGER'S REVIEW

In September, the BIMB-Arabesque Malaysia Shariah-ESG Equity Fund ("the Fund") achieved a return of 1.83% for its EUR class, significantly outperforming its benchmark, which recorded a return of -0.65%. The benchmark consists of 70% FBM Emas Shariah Index and 30% FTSE Shariah All-World Index. This impressive outperformance of 2.48% can be largely attributed to the strong performance of the Fund's key sectors during the month.

The Fund employed a quantitative approach. Given the quantitative and momentum-based nature of the strategy, the Manager did not manage the Fund based on macro analysis, views, and expected outlook. The Fund invested through a rules-based investment process which would be rebalanced monthly.

#### Note:

Based on the Fund's portfolio returns as at **10 October 2024**, the Volatility Factor (VF) for this Fund is **11.1** and is classified as "**Moderate**". The VF means there is a possibility for the Fund in generating an upside return or downside return around this VF. The Volatility Class (VC) is assigned by Lipper based on quintile ranks of VF for qualified Funds. VF is subject to monthly revision and VC will be revised every six months. The Fund's portfolio may have changed since this date and there is no guarantee that the Fund will continue to have the same VF or VC in the future. Presently, only Funds launched in the market for at least 36 months will display the VF and its VC.

Lipper Ratings for Total Return reflect fund historic total return performance relative to peers. Lipper Ratings for Consistent Return reflect fund historical risk-adjusted returns relative to peers. Lipper Ratings for Preservation are relative, rather than absolute.

#### IMPORTANT INFORMATION:

- Investors are advised to read and understand the contents of the Prospectus of BIMB-Arabesque Malaysia Shariah-ESG Equity Fund (Fund) dated 09 March 2017, its First Supplemental Prospectus dated 03 October 2023 and the Fund's Product Highlight Sheet (PHS) before investing, which have been registered with the Securities Commission Malaysia (SC) who takes no responsibility for its contents. A copy of the Prospectus and PHS can be obtained from the Head Office of BIMB Investment Management Berhad or at [www.bimbinvestment.com.my](http://www.bimbinvestment.com.my). PHS is available and that investors have the right to request for PHS. The PHS and any other product disclosure document should be read and understood before making any investment decision. The SC's approval or authorization, or the registration of the Prospectus should not be taken to indicate that the SC has recommended the Fund.
- There are fees and charges involved and investors are advised to compare and consider the fees, charges and costs involved before investing in the Fund. Investments in the Fund are exposed to risk, please refer to the Prospectus or its supplemental, and PHS for detailed information. Investors are advised to consider the risks in the Fund and should make their own risk assessment and seek professional advice, where necessary, prior to investing. Investors should also note that the price of units and distribution payables, if any, may fluctuate, and past performance of the Fund should not be taken as indicative of its future performance.
- Investors are also advised that, where a unit split/distribution is declared, the NAV per unit will be reduced from pre-unit split NAV/cum-distribution NAV to post-unit split NAV/ex-distribution NAV. Where a unit split is declared, the value of their investment in Malaysian Ringgit will remain unchanged after the distribution of the additional units.
- Any issue of units to which the Prospectus or its supplemental, and PHS relates will only be made upon receipt of the completed application form referred to in and accompanying the Prospectus or its supplemental and PHS, subject to the terms and conditions therein.
- This Fund Fact Sheet is prepared for information purposes only. It does not have regard to the specific investment objectives, or the financial situation needs of any specific person who may receive it. Neither the information nor any opinions expressed constitute an offer, or an invitation to make an offer to buy or sell any securities or unit trust. The information contained herein has been obtained from sources believed in good faith to be reliable, however, no guarantee is given in its accuracy or completeness. All opinions in respect of market review, Fund review and outlook constitute the Manager's judgments as of the date of the issuance of this fact sheet and are subject to change without notice. Past performance is not necessarily a guide for future performance and income distributions are not guaranteed. Returns may vary from year to year. The ranking provided should not be solely relied upon and investors should also note that the ranking is likely to change. This Fund Fact Sheet has not been reviewed by the SC.